

Wisconsin *Sheep & Wool* Festival



September 5-7, 2025

Jefferson County Fair Park · Jefferson, WI

WISCONSINSHEEPANDWOOLFESTIVAL.COM



Farm & Fence Solutions

Proven, innovative and field-tested equipment for sheep and goat producers. Ear tags, clippers & shears, breeding & lambing supplies, feeders & waterers and portable electric fencing.

*Contact us for FREE catalogs
FREE shipping on qualified orders!*



Questions? Ask an Expert: sheepadvice@premier1supplies.com

Premier1Supplies.com
800-282-6631

WHERE CRAFTING AND FANDOMS MEET

YARN, NOTIONS, PROJECT
BAGS AND MORE


Order online at:
www.fangirlfibers.com

Find us on Instagram at:
[@fangirlfibers](https://www.instagram.com/fangirlfibers)



Located in beautiful Menomonee Falls, Wisconsin

HOW WE GOT HERE



The Wisconsin Sheep Breeders Cooperative got its start following the Civil War when sheep numbers in Wisconsin totaled over one million head, the predominant breed being Merino. The origin of the Cooperative was the Wisconsin Merino Sheep Breeders Association which was formed in 1877 to start a breed registry. Two years later, that association merged with a state wool growers group and the Wisconsin State Wool Growers & Sheep Breeders Association was born. Its first president was James Webster of Dodge County and the objectives were the “encouragement and protection of the sheep breeding and wool growing interests of the state....,” protection meaning legislative pushback against wool imports.

In 1904 the Wisconsin Sheep Breeders Association was formed, its primary purpose the selection of judges for the Wisconsin State Fair. In 1951 that association sponsored its first bred ewe sale and later began the Wisconsin Ram Test Station in an effort to improve rate of gain genetics for both purebred and commercial flocks. In 1981 the association became the Wisconsin Sheep Breeders Cooperative, a 501C5 educational cooperative,

promoting producer and youth education, along with scholarship opportunities. It has been a member of the American Sheep Industry Association (ASI) since 1985, a national organization providing legislative and promotional presence for the sheep industry, grants for promotion and producer education and insurance coverage for its state member associations.

In 1977 the forerunner to ASI initiated the Blueprint for Expansion, an ambitious effort, the goal of which was to double sheep numbers in the U.S. in ten years. Each state established its own expansion program and in Wisconsin it was an unqualified success, increasing stock ewe numbers by 54% in the first four years. The Blueprint for Expansion was also the impetus for the Wisconsin Sheep Industry Conference which began in 1979, the forerunner to the Wisconsin Sheep & Wool Festival. The Wisconsin Sheep Industry Conference became the largest producer conference in the country, attracting over one thousand participants at its height.

By 2002, with sheep and producer numbers

in decline, the Wisconsin Sheep Breeders Co-op board made the decision to change what had been solely a producer oriented gathering to a festival format, opening it to the general public. Through the enthusiasm and initiative of over one hundred volunteers the festival has grown to become the premier such event in the Midwest, drawing the support of thousands of fiber enthusiasts, sheep exhibitors, stock dog handlers. We are proud to have partnered with Jefferson County Fair Park for twenty four years.

The history of the sheep industry in Wisconsin is one of resilience and initiative, pivoting to meet the many challenges of animal agriculture in the twenty first century. The Board of Directors of the Wisconsin Sheep Breeders Cooperative welcomes you and invites you to support its efforts to keep the Wisconsin Sheep & Wool Festival growing! To learn more or become a co-op member, please visit wisbc.com.






TABLE OF CONTENTS

General Information

Index of Advertisers	5
General Information - Contact Us ..	6
Camping	7
Admission - Gate hours	8
Country Store Hours	8
Map of Fair Park	9
Where's It Happening?	9
Vendors	10
Festival Regulations	11
Schedule of Events	12

Fiber Arts

Wonders of Wool Fiber Arts

How to Register	16
Class Schedule	17
Class Descriptions	19
Make It With Wool	42
Walk & Knit/Crochet Relay	43
Handspun Skein Competition	46
Design Challenge	48
Sheep to Shawl	49



COVER ART BY:

Two Otters Prints is a delightful art shop run by the creative duo, Matteo and India. As a husband-and-wife team, they pour their passion into designing and creating art that captures the charm and character of pastoral life. Their unique style blends traditional folk-art themes with a whimsical twist, bringing joy and inspiration to all.

Find them at: <https://twoottersprints.etsy.com>

Fleece Shows & Sales

Shetland (MASS) Fleece Show	52
Open Fleece Show	53
Junior Fleece Show	54

Producer Education

Pen of 3 Carcass Evaluation	55
Producer Education Sessions	56

Sheep Shows

North America Dairy Sheep Association	61
Open Meat & Wool Breeds	62
Junior Meat & Wool Breeds	62
Market Lamb	62
Shetland (MASS)	63
Lead Line & Costume Contest	64

Youth Activities

Youth Sweepstakes	65
Judging Contest	65
Poster Contest	66
Skilathon	66

Family Entertainment

Photo Contest	69
Crook & Whistle Stock Dog Trial ..	69
Antique Shearing Equipment	70
Shearing Demos	70
Hall of Breeds	71
Lambing Barn	71

Wisconsin Sheep Breeders Cooperative

Used Equipment Auction	73
Silent Auction	73
Shepherd's Auction	73
Membership Directory	75



Index of Advertisers

American Cotswold Record Assoc.	57
Bear Lake Enterprises – b k Sheep Nutrition ..	50
Blackberry Ridge Woolen Mil.	51
Brava Magazine	44
Bumblebee Acres Farm	41
Country Today, The	7
Cream City Yarn	64
Cutler Fence	54
Equity Cooperative Livestock Sales	72
Ewesful Gifts, LLC	51
Ewetopia	Back Cover
Fangirl Fibers	3
Fiber Seed Yarn Co.	40
Fiberwood Studio	50
Flaxen Fleece	51
Four Crows Fibers	50
Fresh Lotus Design	43
Friends of PBS Wisconsin	51
Gotland Sheep Breeder Assoc. of N. Am. GSBNA	60
Grafton Yarn Shop	47
Green Mountain Spinners	52
Heritage Hollow, LLC.	61
Hidden Valley Farm & Woolen Mill	10
H.L. Beemer Farm	14
Indian Lake Artisans	50
Kiss Looms	6
Knitch	78
Long Thread Media	Inside Back Cover
Lost Art Fiber & Textile Studio	10
Madison Knitters' Guild	68
Maryland Sheep & Wool Festival	46
Mitchell Wool Co.	78
Mode Knit Yarn	68
Needles & Pins Yarn Shoppe	47
North American Dairy Sheep Assoc.	58
North American Hill Sheep Show	68
N. Am. Babydoll Southdown Sheep Assoc.	
NABSSAR	62
Oak Springs Farm	64
Paskey Suffolks	50
Ply Magazine	15
Premier 1 Supplies	Inside Front Cover
Profiles Show Supplies	58
Purveyor of Fine Yarns	71
Rainbow Fleece Farm	53
Roembke Hamps	6
Rug Hooking Magazine	13
Selvedge Magazine	43
Shear Wool Fiber Mill, LLC	61
Sheep Dairy Association of Wisconsin	64
Shepherd Magazine, The	59
Sievers School of Fiber Arts, LLC	71
Spry Whimsy Fiber Arts	49
Sugar River Yarns	6
Sun Valley Fiber	6
Susan's Fiber Shop	45
Suzoo's Wool Works	48
Textile Art Center of Madison	64
The Woolery	52
Waupun Veterinary Service	54
We Like Rug Hooking Magazine	67
Wisconsin Sheep & Wool Festival Apparel	57
Woollets, LLC	66
Wool, Warp & Wheel	53
Yarn Adventure	64

GENERAL FESTIVAL INFORMATION

Festival Location

Jefferson County Fair Park,
503 N. Jackson Ave, Jefferson, WI 53549

Phone: 920.674.7148 weekdays 8:00a-4:00p

Email: info@jeffersoncountyfairpark.com

Website: www.jcfairpark.com

Directions

From Madison

I-94 east to Johnson Creek, exit Hwy 26 south to Hwy 18. Left on 18 to Jackson Ave, then left (north) on Jackson to Fair Park.

From Milwaukee

1-94 west to Johnson Creek, exit Hwy 26 south to Hwy 18.

From Chicago

I-90 north to Hwy 26 Janesville exit. Hwy 26 north to Hwy 18 Jefferson exit and right to Jackson Ave.

Festival Business Office

Wisconsin Sheep Breeders Co-op,
5316 N Northwood Trace, Janesville, WI 53545

Phone: 608.743.9080 weekdays after 5:00 pm,
weekends 8:00a-9:00p.

Email: wisconsinsheepbreeders@gmail.com

Vendor Contact

Juried Vendor Applications

WSWFCountryStore@gmail.com

Wonders of Wool Fiber Arts Classes


WSWFWondersofWool@gmail.com

Festival Website

www.WisconsinSheepAndWoolFestival.com

Payments

Gate admission is
CASH ONLY.






**Visit Dane County's
Newest Yarn Store:
Sugar River Yarns**

220 E. Main St.
Mount Horeb, Wisconsin
sugarriveryarns.com

**KISSLOOMS**
KNITTING & WEAVING
*Premium
hand-made looms*
www.kisslooms.com



ROEMBKE HAMPSHIRE

"Bred for Utility"  *"Tested for Production"*

Richard & Mark Roembke
3696 Country Aire Drive
Cedarburg, WI 53012

Richard 262.377.1491
rsmrke@att.net
Mark 262.707.0032
mjrhamps@hotmail.com





The Newspaper that cares about rural life.

SPECIAL OFFER

1 YEAR for **\$35**
33% Savings

Name _____

Phone (____) _____
Please include area code

Address _____

City _____ Zip _____

Email address _____

Payment Options

- ☐ Call 888.833.9268 or locally at 715.833.9268
- ☐ Check Enclosed
- ☐ Credit/Debit

Card No. _____ Exp. Date _____

3-Digit Security Code _____ (located on back of card)

www.leadertelegram.com/country-today

Offer expires October 31, 2025. For Current Non-Subscribers of The Country Today. Non-fundable. The Country Today is published and mailed weekly.

MAIL TO: 
The Country Today
ATTN: SUE SCOVILLE
P.O. BOX 4001
Eau Claire, WI 54702-4001

 To advertise call: **888.833.9268**



The Country Today

Registrations – Entries

The Festival uses Bookeo and Showman for online event registration.

Refunds

Fiber Arts Classes – No refunds of class registration fees after August 15 unless a class is cancelled. No refunds for entry/penning fees, gate passes, or admission to the Festival.

Wisconsin Sheep & Wool Festival, LLC

A function of the Wisconsin Sheep Breeders Cooperative, a 501(c)5 non-profit (not tax exempt).

Camping - All Sites Reserved

Camping permits must be purchased through the Jefferson County Fair Park.

Reserve campsites online at www.jcfairpark.com or call the fairgrounds office, 920.674.7148, 8:00a – 4:00p weekdays.

Fair Park Features Include:

- 300+ sites
- Full hookup (sewer/electric/water)
- Electric & Water
- Dry (no electric or water)
- 20, 30 and 50 amp electrical hookups available
- Free dump station (with camping permit)
- Cashless payment options
- WiFi

Festival Admission not included with camping. Pick up pre-paid camping permits at the Fair Park Office upon arrival.

Lodging

Please refer to the Jefferson County website www.enjoyjeffersoncounty.com.



GATE HOURS & COUNTRY STORE

Gate Hours

Thursday – CLOSED TO PUBLIC

Friday & Saturday – 7:00 am – 7:00 pm

Sunday – 7:00 am – 3:00 pm

Admission – Cash Only

\$10 PER PERSON DAILY

\$20 PER PERSON – 3-DAY WEEKEND PASS

KIDS 8 and Under FREE

PARKING FREE

Admission is charged at both gates –
FRIDAY-SATURDAY-SUNDAY

(Thursday – closed to public, open only
to exhibitors and pre-registered fiber arts
students)



The Country Store

Country Store Vendor Hours

Thursday – Vendor Setup Day -
Not Open to the Public

Friday – 9:00 am – 6:00 pm

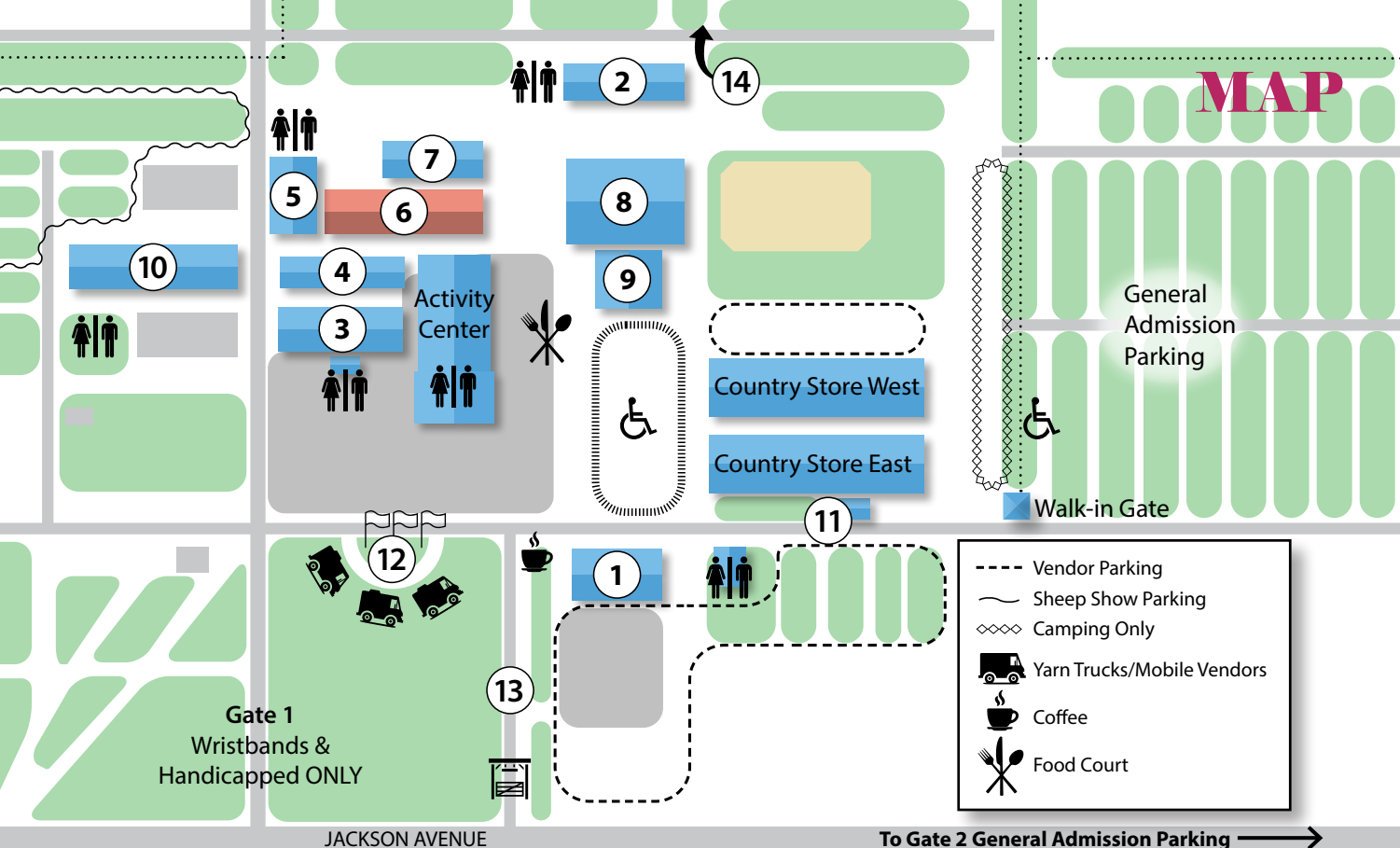
Saturday – 9:00 am – 6:00 pm

Sunday – 9:00 am – 3:00 pm

Outside & Activity Center Vendors

Hours may vary. Please
check with the individual
exhibitors.





Where Is It Happening?

ACTIVITIES BY BUILDING-LOCATION – SEE MAP

COUNTRY STORE EAST & WEST

Vendors

ACTIVITY CENTER

Information Desk
Fair Park Offices - Camping Permits
Make It With Wool (Judging & Style Show)
Silent Auction
Adult/Youth Design Challenge
Skein Competition
Sheep to Shawl Showcase
American Lamb Roadshow
Art Under Foot Hooked Rug Display
Vendors

BUILDING 1 (WOW 1)

Wonders of Wool Registration Desk
Fiber Arts Classes (**Pre-registration Required**)

BUILDING 2 (WOW 2)

Fiber Arts Classes (**Pre-registration Required**)

BUILDING 3 (WOW 3)

Fiber Arts Classes (**Pre-registration required**)
Skillathon
Photo & Poster Contests
Producer Education
Junior Fleece Show
Producer Education

BUILDING 4

Open Fleece Show & Sales
(MASS) Shetland Fleece Show & Sales

BUILDING 5

Open, Junior & Market Lamb Shows
Lead Line & Costume Class
Shepherds' Auction

BUILDING 6 Exhibitor Penning for Sheep Shows

BUILDING 7 North America Dairy Sheep Association Show

BUILDING 8

Pen of 3 Carcass Evaluation
Hall of Breeds
Newborn Lambs
Shearing Demos
Antique Shearing Equipment
Producer Education
Dairy Sheep – Milking Demo

BUILDING 9 Used Equipment Auction

BUILDING 10 (MASS) Shetland Sheep Show Producer Education

LOCATION 11

Fiber Arts Classes (**Pre-registration Required**)


LOCATION 12 (Milking Parrlor)

The Meeting Place
Yarn Trucks/Mobile Vendors

LOCATION 13

Walk & Knit – Walk & Crochet Relay Race

LOCATION 14 Stock Dog Trial



OUR VENDORS

Booths are listed in order, each row starting at SOUTH END of each barn (handicapped parking area).

COUNTRY STORE WEST VENDORS

100 Row

The Basket Lady
Sandy's Palette
Felted Sky
Lanart, Inc.
Wisconsin Wool Works!

Ewesful Gifts
Spry Whimsy
Oink Pigments
Corner Post Farm
Gwenyth Glynn Longwools
Babes Fiber Garden
Northern Bee Studio

200 Row

Shady Havens Fiber Designs
Jehovah Jireh Wool Mill
Wild Stitchers
Ingrid the Crafty
Green Mountain Spinnery
Thorntree Pass
The Alpaca Guy
Ervala Gotland Sheep/The
Three Towers Farm

A Day In the Country
Looking Glass Sheep & Wool
Croftland Farm
Why Knot Fibers
Driftless Tannery
Bernard Family Farm

300 Row

Susan's Fiber Shop
KnitzAndPearls Fiberworks
Kiss Looms
Leading Men Fiber Arts
Crafty Flutterby
Modeknit Yarn
The Redmer Farm
The Felted Soap Lady
Sun Valley Fibers
Sutter's Gold 'n Fleece
Farmer Nancy Books
Star Knits
Rach-Al-Paca Fiber Processing

400 Row

Indian Lake Artisans
Sherwood Forest Farm
Fresh Lotus Design
Alpaca Pines
A Hundred Ravens
Frivolous Ewe
Mitchell Wool Co.
Dusty's Vintage Buttons

Crazy Valley Farmers, LLC
Illinois Wool & Fiber Mill/
Complete Sheep Shop
Whataview Weaver
Shear Wool Fiber Mill
Maple Hill Farm/Sheep Dairy
Association of Wisconsin
Interlacements Yarns
Headwaters Pottery

COUNTRY STORE EAST VENDORS

500 Row

Blackberry Ridge Woolen Mill
Burr Oak Studio
Hidden Mountain Farm
Kaleidoscope Fibers/PurlTalk
Round Barn Fiber Mill
Yesterday's Crafts
Bahr Creek Llamas & Fiber/
Spirit of Massage

Nordic Bohemian
Felt Art by Emelia
Bricolage Studios
2 Guys Yarn
Stitched Naturally
Stunning String Studio
Whirlwind Ranch
Observatory Hill Farm
Farm Girl fiber
Campo Alpacas

600 Row

Bumblebee Acres Farm
Knitbaahpurl

Jubilee Farms
The Spinning Guy
Enchanted Meadows Alpacas
Thistle Ridge
Purveyor of Fine Yarns
Fangirl Fibers
Snyder Spindles
Honey Gold Acres
Moonwise Herbs
Knitting Notions
Lavender Lune Yarn Co.
Judy and Eileen, LLC
Lisa Truax Ceramics
Hook & Shuttle Co.

700 Row

Four Crows Fiber
Hidden Valley Farm
& Woolen Mill
London Dairy Alpacas
Fiber Optics Yarns
Fibershed Heartland
River Winds Farm
Ohmi Fibers
3 Rivers March Hare
Basket Artistry by Susan Preuss
Joan Grosse
Psalm 23 Farm/
Sheeps & Me

800 Row

One Wing Wool
Maple Row Stock & Wool
Handspun by Stefania
Barnhart Studios/
Mother of Purl
Floppy Ear Farm

Beautiful Syster
Tuscany Lampworks
Wool From Over the Hill
Rainbow Fleece Farm
Inspired Vintage
Wool, Warp & Wheel
Wyld & Wooly
Natural Cycles Farm, LLC
Fevolden Farm
Ewetopia

ACTIVITY CENTER VENDORS

Clemes & Clemes
C & M Acres Fiber Mill/
Fleecekeeper Coats
Ducks in a Row Family Farm
Suzoo's Wool Works
WI Working Sheep Dog
Association
Woollets, LLC

OUTSIDE VENDORS

Fiber MacGuyver
Profiles Show Supply
Woolloomooloo Shoe
Yarn Adventure Truck
Yarnbyrds, LLC

Thanks to our vendors without
whose support the Wisconsin
Sheep & Wool Festival would
not be possible.

**Lost Art
Fiber and Textile
Studio**

located at Springs Gallery/Studios
519 Wisconsin Ave.
Waukesha, WI 53186



Fiber Art Workshops

Weaving	Felting
Spinning	Dyeing
Knitting	Crochet

fiber art equipment and supplies
locally produced weaving yarn and fibers



distributor of Schacht and Ashford Products

Relax, Explore, Create

www.LostArtFiberandTextile.com
Facebook.com/LostArtFiberandTextileStudio
262-510-8779
nancy@LostArtFiberandTextile.com

hiddenvallyfarmwoolenmill.com

Save on Shipping

Drop Your Fiber Off at Our Booth!

Coopworth • Corriedale • CVM



Hidden Valley

FARM & WOOLEN MILL

Roving • Yarn • Sheep Skins
Custom Carding
Quilt Batts & Reconditioning

Paul & Carol Wagner

14804 Newton Rd., Valders, WI 54245

920-758-2803

hiddenvallyfarmwoolenmill@gmail.com

FESTIVAL REGULATIONS



By purchasing admission, registering for classes or participating in any event, activity, livestock show, competitions, demonstrations and/or entering the premises, attendees agree to all regulations, restrictions and guidelines as set forth below and/or duly posted by the Wisconsin Sheep Breeders Cooperative, Wisconsin Sheep & Wool Festival, LLC (Festival) and/or regulations as set forth by the Jefferson County Fair Park, Jefferson County Health Department and Jefferson County, Wisconsin.

- All persons enter at their own risk.
- No soliciting, polling, campaigning.
- No firearms permitted on the fairgrounds.
- Controlled substances prohibited on the fairgrounds at all times.
- Smoking prohibited in all fairgrounds buildings at all times.
- No alcoholic beverages allowed during festival hours.
- Parents/Guardians are responsible for the supervision of all minors.
- Exhibitors/participants in Festival shows, competitions, classes, demonstrations and activities participate at their own risk and may be disqualified and lose awards, premiums and/or lose eligibility to exhibit and or participate at the Wisconsin Sheep & Wool Festival for failure to follow the rules.
- No distribution or posting of printed materials/ flyers/advertisements except as specifically allowed by Festival or Jefferson County Fair Park management.
- Leave your pets at home! Pets are not allowed at the Wisconsin Sheep & Wool Festival and will be denied entry to the festival. Only certified service dogs, service dogs in training and those entered in the Crook & Whistle Stock Dog Trial will be allowed on the grounds during festival hours. Dogs belonging to permitted campers must remain at a campsite during festival hours.
- The Wisconsin Sheep & Wool Festival, LLC, Jefferson County Fair Park and the Wisconsin Sheep Breeders Cooperative are not responsible for lost articles or damage to personal property. Report any loss or damage to the Jefferson County Fair Park Office.
- All vendor sales of merchandise, food and/or services are by express permission of the Wisconsin Sheep & Wool Festival, LLC.
- No demonstrations of any kind are allowed.
- No bikes, skateboards, roller blades, scooters, golf carts or motorized bikes are allowed on the Festival grounds during hours of operation for the event without express permission of Jefferson County Fair Park or Festival management.
- No drones, except by express permission of the Festival.
- No persons allowed on Festival grounds overnight without a camping permit. Contact Jefferson County Fair Park office for permits – 920.674.7148 8:00 to 4:00 weekdays or refer to the Fair Park website, www.jcfairpark.com.
- Sale or distribution of food or beverage items of any kind is strictly prohibited except by permit from Festival management and Jefferson County Fair Park.
- No photos or video taping of vendor displays, demonstrations, classes, instructors, presenters or products without express permission.
- The Wisconsin Sheep & Wool Festival, LLC, Jefferson County Fair Park and the Wisconsin Sheep Breeders Cooperative reserve the right to publish and copyright images associated with the Wisconsin Sheep & Wool Festival (including audio, moving image or photography) for educational programs, websites and promotion of the event.
- The Festival will not be held responsible for incorrect mailing, or email addresses, or phone numbers.
- The Wisconsin Sheep & Wool Festival, LLC and Jefferson County Fair Park reserve the right to exclude from Jefferson County Fair Park and Festival activities any person (exhibitor, spectator, vendor, participant, student, competitor) who is in any manner disruptive or who exhibits inappropriate behavior that may include but not be limited to public cursing, abusive or belligerent language or any language/actions that be construed as threatening or in the opinion of Festival or Jefferson County Fair Park management, would disturb the public or cause interruption of shows, events, transactions, classes or any activity associated with the Festival. The Festival may delegate such authority to impose any such sanction to designated security officers or local law enforcement. Said sanction shall also include the right to temporarily or permanently ban participation and attendance at future events.



ALL VIOLATORS WILL BE IMMEDIATELY ESCORTED FROM FESTIVAL GROUNDS PLEASE – LEAVE YOUR PETS AT HOME!



Statement of Non-Discrimination

The Wisconsin Sheep & Wool Festival, LLC and the Wisconsin Sheep Breeders Cooperative do not discriminate against anyone on the basis of race, creed, religious or sexual preference, or physical or other disabilities with regard to volunteers, participants, vendors or any person or business associated with or attending the Festival.

Statement of Liability

All activities of the Wisconsin Sheep & Wool Festival, LLC (Festival) taking place on the grounds of Jefferson County Fair Park shall be under the immediate control and direction of the Wisconsin Sheep Breeders Cooperative (Cooperative) or representatives thereof, or chairperson(s) and/or superintendent(s) and/or volunteers for that event or activity, but the Festival, Wisconsin Sheep Breeders Cooperative and Jefferson County Fair Park shall not be, in any case, held responsible for any type of loss, injury, actions or damage that may occur or be experienced by exhibitors, vendors, customers, volunteers, students, onlookers, participants or attendees. The Wisconsin Sheep Breeders Cooperative and/or the Wisconsin Sheep & Wool Festival, LLC take no responsibility for any activity assuming, claiming or advertising an affiliation with the Cooperative and/or Festival which does not take place within the limits of Jefferson County Fair Park and within the posted daily schedule of the Festival.

Each exhibitor, vendor or persons displaying for educational, exhibition or instructional reasons any animal, item or product will be solely responsible for any consequential or other loss, injury or damage to, or occasioned by, or arising from any animal or article exhibited by any said person, and shall indemnify the Wisconsin Sheep & Wool Festival, LLC, the Wisconsin Sheep Breeders Cooperative, Jefferson County Fair Park and Jefferson County against all legal or other proceedings in regard thereto, as well as damage

or injury to any other person(s) or property caused by the exhibitor, vendor, or person(s) displaying items for educational, exhibition or instructional reasons, or any of the animals exhibited by persons or arising out of, or in any way connected with such exhibition of any of the animals, products or items exhibited, displayed or offered for sale.

The care, feeding, safe handling and safety of all animals brought to the Wisconsin Sheep & Wool Festival shall be the sole responsibility of the person or persons exhibiting, displaying or managing such animals, including sheep for display, entered in competition, or for educational and demonstration purposes; dogs entered in a stock dog trial or stock dog demonstration; or any animal as part of or incidental to a vendor display. Exhibitors and handlers must provide their own feed, bedding, and water for animals in their care. The Wisconsin Sheep & Wool Festival, LLC shall provide exhibitors, handlers and vendors with assigned space for their displays and exhibits subject to such rules and regulations as may be prescribed. By providing such space, the Festival shall not insure, nor be responsible for, the safety of such animals, or the person or persons tending them.

Accepted Entries

In all cases, the Wisconsin Sheep & Wool Festival, LLC reserves the right to reject, accept, or conditionally accept any entry, registration or consignment and does not guarantee space in any show, demonstration, trial or display to any entry, as it is intended that only such animals shall be entered and shown as have merit, will be a credit to both the exhibitor and Festival, and are judged not to pose any health risk to other livestock, their handlers and other exhibitors. In all matters related to acceptance of entries, decisions shall be at the discretion of the superintendent in charge of the respective activity, show or exhibition. Any exhibitor who knowingly makes a material misrepresentation may be barred from all future competitions at this event.

SCHEDULE OF EVENTS



(P) Pre-registration required for these classes and activities.
Check Map for locations.



Thursday

COUNTRY STORE VENDOR SET UP – VENDOR AREAS CLOSED TO PUBLIC!

8:00 – 3:00	Information Open	Lobby - Activity Center
8:00 – 5:00	Wonders of Wool Registration Open	Building 1
8:00 – 4:00	Fair Park Office Open (Purchase/pick up Camping Permits)	Activity Center

Friday

7:00	Gates Open	
7:30	Information Open	Lobby - Activity Center
8:00 – 5:00	Wonders of Wool Registration Open	Building 1
8:00	Crook & Whistle Stock Dog Trial Opens	14 See Map
8:00	Silent Auction (Donations accepted until 9:00 am Sat.)	Activity Center
8:00 – 4:00	Fair Park Office Open (Purchase/pickup Camping Permits)	Activity Center
9:00 – 6:00	COUNTRY STORE VENDORS OPEN	
10:00	Judging – Shetland (MASS) Fleece Show	Building 4
10:00 – Noon	Hall of Breeds Fiber Tour!	Building 8
1:00	Judging - N. Am. Dairy Sheep Show	Building 7
1:30 – 2:30	Silent Auction of Shetland (MASS) Fleeces	Building 4
2:00	Judging – Open Meat, Wool Breeds Shows	Building 5
3:00 – 5:00	Private Treaty Sales Shetland (MASS) Fleeces	Building 10

Saturday

7:00	Gates Open	
7:30	Crook & Whistle Stock Dog Trial	14 See Map
	Information Open	Lobby - Activity Center
8:00	Youth Judging Contest – Sign up.	Building 5
	Hall of Breeds – Newborn Lambs	Building 8
8:00 – 5:00	Wonders of Wool Registration Open	Building 1
8:00 – 3:00	Skillathon, Photo & Poster Contests, Junior Fleece Show	Building 3
8:00 – 4:00	Fair Park Office Open (Purchase/pickup Camping Permits)	Activity Center
9:00 – 6:00	COUNTRY STORE VENDORS OPEN	
9:00	Shetland Craft/Knit Competition	Building 4
9:00 – 11:00	Judging - Make It With Wool	Activity Center
9:00 – 3:00	Silent Auction open for bidding	Activity Center
9:00 – 5:00	Private Treaty Sales – Shetland (MASS) Fleeces	Building 4
9:30	Judging – Junior Showmanship, Jr. Meat & Wool Breeds	Building 5
9:30	Judging – Open Fleece Show	Building 4
10:00 - Noon	Shepherd's Auction open for bidding.	Building 5
	Shearing Demos (See posted schedule)	Building 8
10:00 - Noon	Cooking Lamb with the Lambassador!	Activity Center
12:00	Judging – Shetland (MASS) Show	Building 10
12:00 – 6:00	Shetland Silent Auction	Building 10
2:00	Used Equipment Auction	Building 9
	Make It With Wool - Awards & Best of Wisconsin Style Show	Activity Center
4:00	Lead Line-Costume Class	Building 5
4:30	Walk & Knit-Walk & Crochet Relay Race	Walk & Knit Way (13 on Map)
5:00	Poster-Photo Contest Results –Skillathon Area	Building 3

6:00 – 7:00 Silent Auction of Open Show Fleeces. *Building 4*

Sunday

7:00 Gates Open

7:30 Crook & Whistle Stock Dog Trial. *4 See Map*

7:30 – 3:30 Wonders of Wool Registration Open *Building 1*

7:30 – 3:30 Information Open *Lobby - Activity Center*

8:00 – Noon Skillathon, Photo & Poster Contests, Junior Fleece Show *Building*

8:30 – 3:00 Open Fleece Show – Private Treaty Sale *Building 4*

8:00 – 3:30 Hall of Breeds-Newborn Lambs *Building 8*

9:00 *Judging - Skein Competition, Adult/Youth Design Challenge. ctivity Center*

Sheep to Shawl Showcase “Grandma’s Garden” begins. Activity Center

9:00 – 3:00 COUNTRY STORE VENDORS OPEN

10:00 *Judging – Showmanship, Market Lamb & Commercial Ewe Show, Building 5*

10:00 *Evaluation – Pen of 3 Lambs Building 8*

10:00 – 3:00 Fiber Arts Demonstrations *Building 1*

10:00 - Noon Shearing Demonstrations *Building 8*

1:00 Pen of 3 – Live Placings & Roundtable. *Building 8*

1:30 Sheep to Shawl Team Presentations *Activity Center*

3:30 Festival Closes

Mark your calendars for 2026! September 4-6

Save 45% off *Rug Hooking Magazine*



- 5 keepsake issues per year
- Patterns in every issue
- Gorgeous inspiration
- Tips, techniques, tutorials
- Primitive, fine-cut, and punch needle rug hooking



(877) 297 - 0965

Give promo code: **WIFESTIVAL**



www.rughookingmagazine.com/wifestival

HL Beemer Farm, 1836

Fort Atkinson, Wisc.



**Offering raw & washed British
Soay and Ouessant wool.**


Etsy shop: Soay Heritage Wool

Second Largest Soay Flock in US

RBST-member since 2016

*Come see us in the Hall of Breeds!
Andrew & Maddie Logan*

**WELCOME ALL
KNITTERS,
SPINNERS,
WEAVERS,
AND GENERAL
FIBER
ARTISTS!**



WEFT
MAGAZINE

**PLYMAGAZINE.COM
PLYSPINNERSGUILD.COM
WEFTMAGAZINE.COM**

HOW TO BROWSE & REGISTER

REGISTER BY AUGUST 1 TO RECEIVE A WEEKEND GATE PASS (worth \$20). Registrations after August 1 will require you to purchase a day pass (\$10) or weekend pass (\$20) to get onto festival grounds; this is instead of a late registration fee.

(REGISTRATIONS REMAIN OPEN AFTER AUGUST 1 AND UNTIL EACH CLASS IS FILLED OR CANCELED) SOME CLASSES MAY HAVE SAME-DAY REGISTRATIONS AVAILABLE- CHECK AT THE WONDERS OF WOOL REGISTRATION DESK (BUILDING 1) FOR MORE INFORMATION.

NO REFUNDS AFTER AUGUST 15 UNLESS A CLASS IS CANCELED.

Bookeo is our Registration Program, it is best viewed on a desk computer, laptop, or tablet.

HOW TO BROWSE AND REGISTER-

Go to www.bookeo.com/wswfwow

THINGS TO LOOK FOR:

- **SOLD OUT** = Class is SOLD OUT and WAITLIST is FULL
 - **WAITLIST** = Class is SOLD OUT, but spots remain on the WAITLIST
 - Waitlists are $\frac{1}{2}$ the total number of seats available; if a class has 10 students, the waitlist will be no more than five people
 - As seats become available, the system will automatically begin contacting the waitlist, starting from the first person signed up, and will move on to the next person every 24 hours until it is filled or the list is exhausted
 - If the class takes place in 5 days or less, the open spot is sent to the whole waitlist at the same time and is filled first-come-first-served
 - If no one on the wait list signs up, the seat is re-listed as available publicly
 - **BOOK NOW** = Class has open seats
1. **SEARCH CLASSES:** Classes can be searched by category, instructor, class number, or day. Multi-day classes are listed separately on the multi-day class tab
 2. **LEARN MORE:** Use the (i) button to access tabs that provide detailed class descriptions, materials fees, required experience level, and additional project photos. On a phone, it may be a small grey (i) button above a blue arrow on the right side of the screen. Try viewing the page in portrait mode; some phones will automatically convert the (i) button into an INFO button, making it easier to see. Class not for you? Hit "Cancel" or "Ok" to return to the main schedule.
 3. **BOOK YOUR CLASS:** Select the Class Time under the class photo. Choose the number of tickets (registrations) you want using the button. You can register (purchase tickets) for a maximum of 4 people per class, but you'll need to provide contact information for each person registering (mailing address, email, and phone) at checkout to process the ticket or registration. Please note that ALL gate passes are mailed to the person making the registration, not to the individual participants.
 4. **CREATE AN ACCOUNT:** You will be prompted to log into your account. If you don't already have an account, please fill in the required information, including a password, to create your account. You will need to make a new account each year.
 5. **SHOPPING CART & PAYMENT:** The sessions you have added to your cart will be displayed here. You can choose to click on "add another class," "change," or "remove classes" in your cart. Enter your credit card information. When you are ready, agree to the terms and conditions, pay, and confirm your booking.
 6. **PRINT YOUR ORDER!** Once payment is accepted, you'll get an email receipt confirming your order. Please print and keep a copy of this email, and bring it with you to class. Check your trash or spam folders if you don't see this email.

NEED HELP?

Contact Hedge Becker, Bookeo Administrator, at [215-237-2115](tel:215-237-2115) (text) or wswfwondersofwool@gmail.com.

STUDENTS REGISTERING BY AUGUST 1 WILL RECEIVE A GATE PASS.

REGISTRATION DETAILS & ACCOMMODATIONS

- Students registering and confirmed for classes by MIDNIGHT August 1 (online registration date) will be mailed a gate pass
- Minors may not register for Wonders of Wool fiber arts classes without the express consent of Festival management, a signed waiver from a parent or guardian, and written permission from the Instructor.
- Individuals requiring special accommodations, please notify us at the time of registration.
- Unregistered persons or onlookers are not allowed in any class.

MATERIALS FEES

Materials Fees are in addition to the registration fees and must be paid directly to the Instructor. An ATM will be on the grounds.

STUDENT PACKET & GATE PASS MAILED AFTER AUGUST 1

- Student packets/gate passes will be mailed via USPS First-Class mail to the name and address shown on the registration form.
- The Wisconsin Sheep & Wool Festival will not be responsible for misdirected mail/emails due to incorrect addresses. Students will be contacted by phone or email only if a class is canceled.
- DO NOT FORGET YOUR GATE PASS

CANCELLATIONS

A class not meeting a minimum number of registrations or due to circumstances beyond our control may be canceled, and the Festival will notify any affected students. The Festival will not be responsible for lodging, travel expenses, or other fees incurred by a student prior to cancellation.

CHANGES IN MAILING AND EMAIL ADDRESSES OR PHONE NUMBERS

The Festival will not be responsible for incorrect phone numbers, mailing, or email addresses. Update information or manage your bookings at <https://bookeo.com/wswfwow/customer>.

SOLD OUT CLASSES


Do not contact an instructor directly to get into a sold-out class!

ADMISSION – FRIDAY-SATURDAY-SUNDAY DON'T FORGET YOUR GATE PASS!

Admission is charged at the gate on Friday, Saturday, and Sunday. Forget your gate pass (wristband), and you'll be charged admission – NO EXCEPTIONS. Admission is not charged on THURSDAY, and a gate pass is not needed to enter the Festival.

THURSDAY – SET UP DAY

The Country Store is CLOSED on Thursday for vendor setup. For your safety, please do not enter those barns or buildings where exhibitors, fairground staff, and volunteers work. Thank you!





SCHEDULE

Wonders of Wool Class Schedule & Instructors

Unless Noted:

2-Day Class = 12 hours - \$280 1-Day Class = 6 hours - \$140 Half-Day Class = 3 Hours - \$75

Note that start times may vary.

THURSDAY & FRIDAY 2-DAY CLASSES: 9:00 am – 4:00 pm EACH DAY

410- Beginning Weaving on a 4-Shaft Loom Nancy Frantz

THURSDAY ALL-DAY CLASSES: 9:00 am – 4:00 pm

401- Beginning Spinning. Deb Jones

402- Wet Felted Cuffed Slippers Kelly Brandt

403- Rigid Heddle Weaving + Woven Shibori Heather Macali

404- Wearin' the Felt Kim Specht

405- Fiber Prep with Hand Tools Amy Tyler

406- Weave a Backpack Bev Larson

407- Needle Felted: Timothy Teeswater Sheep Danita Doerre

408- Star Pillow Kelly Jones

409- Spinning Textured Batts Emily Wohlscheid

411- Weaving in the Round Nan Terhune Calvert

412- Pine Needle and Sweet Grass Basket Making Linda Conroy

413- Lined Mittens Mary Germain

414- Ecoprint on Lambskin Leather. M. Theresa Brown

415- Using the Mediaeval Bow Loom with Roman Pompeii Rigid Heddle to Make a Multi-Colored Band ... Robin Goatey

416- Carding and Blending Longwools Henry & Roy Clemes

417- 30 Shades of Color- A Deep Exploration of 2 Natural Dyes Lori Evesque

THURSDAY HALF-DAY MORNING CLASSES: 9:00 am – 12:00 pm

441- Prep Like a Pro Heavenly Bresser

442- Fiber Infused Bracelet Cris Robinson

443- Understanding Your Spinning Wheel Ratios Ingrid McMasters

444- Let's Add a Lot of New Colors to Yarns! Melissa Brown

THURSDAY HALF-DAY AFTERNOON CLASSES: 1:00 pm – 4:00 pm

461- Slow to Quick: Ease Your Way into Long Draw. Heavenly Bresser

462- Stitch Marker Scissor Fob Cris Robinson

463- Spinning for Consistency Ingrid McMasters

464- Doodle with Yarn Emily Madsen

FRIDAY & SATURDAY: 1 FULL-DAY CLASS OVER TWO HALF-DAYS

FRIDAY 9:00 am – 12:00 pm & SATURDAY 1:00 pm – 4:00 pm

543- Introduction to Tapestry & Dye. Nancy Macali

FRIDAY ALL-DAY CLASSES: 9:00 am – 4:00 pm

501- Beginning Spinning. Deb Jones

502- Smooth as Silk- A Spinning & Dyeing Adventure Kathy Sparks

503- Blending Board Basics and More Amy Tyler

504- Spinning Easy and Elegant Art Yarns. Julie A. Benac

505- Nuno Felted Japanese Knot Bag Mariya Gerhardt

506- Barn Owl in Wreath Justine Heinrich

507- Ecoprint Naturally on Silk & Wool. M. Theresa Brown

508- The Shepherds Rug Letty Klein

509- Exploring the Drum Carder Henry & Roy Clemes

510- Quintessential Indigo- Making, Maintaining, and Dyeing with Indigo Vats Lori Evesque

FRIDAY HALF-DAY MORNING CLASSES: 9:00 am – 12:00 pm

541- Holey Moley Scarf Kelly Brandt

542- Slow to Quick: Ease Your Way into Long Draw. Heavenly Bresser

544- Zwiwnknoph Buttons. Cris Robinson

545- Bold, Brilliant Braids Cori Eichelberger

547- Weave a Dishcloth Jane Grogan

548- Stencil a Tote with Bengala Mud Dyes Chiaki O'Brien

549- Needle Felted: Baxter Black Sheep Danita Doerre

550- Nupps and Estonian Lace. Mary Germain

551- The Methods of Construction- Learning Celtic Plaitwork. Robin Goatey

FRIDAY HALF-DAY AFTERNOON CLASSES: 1:00 pm – 4:00 pm

561- Dorset Buttons Kelly Brandt

562- Wool Applique - Penny Rugs and MORE! Kathy Krause

563- Ombre Dye Nancy Macali

564- Introduction to Knooking. Cris Robinson

565- Shawl Shapes Cori Eichelberger

2025 Wonders Of Wool • SCHEDULE

SCHEDULE



567- Beyond Weaving a Dishcloth	Jane Grogan
568- Saori Weaving--- Express Yourself!	Chiaki O'Brien
569- Drop Spindle - You Can Do It!	Kim Specht
570- Short Row Triangle Cuffs	Many Germain
571- Methods of Construction- Learning Celtic Borders	Robin Goatey

SATURDAY & SUNDAY 2-DAY CLASSES

9:00 am – 4:00 pm SATURDAY, 8:30 am – 3:30 pm SUNDAY

604- First Steps in Bobbin Lace	Pat Hilts & Kelly Webster
605- Spinning for a Knitting Project.	Amy Tyler
613- Ancient Textile Tools of the Northern Roman Provinces.	Robin Goatey

SATURDAY ALL-DAY CLASSES: 9:00 am – 4:00 pm

601- Beginning Spinning.	Deb Jones
602- Locker Hooking for Beginners	Kelly Brandt
606- Wet Felted Mittens with Poppies	Maryia Gerhardt
607- Wet Felt a Summer Field	Justine Heinrichs
609- SAORI Weaving - Find Out About Your Tendencies	Chiaki O'Brien
610- Needle Felted "Knitting" Sheep	Diane Bubolz
611- Estonian Mittens from the Island of Kihnu.	Mary Germain
612- Ecoprint in Color on Silk & Wool.	M. Theresa Brown
614- Exploring the World of Green- Yellow, Greens, and Blue	Lori Evesque
615- Adventures in Drum Carding.	Henry & Roy Clemes

SATURDAY HALF-DAY MORNING CLASSES: 9:00 am – 12:00 pm

641- Embroidery Sampler	Nancy Macali
642- Let's Spin Those Meat Sheep	Kenneth Gossard
643- Tips & Tricks That Will Blow Your Mind!.	Cori Eichelberger
644- Nalbinding- One stitch at a Time!	Kathy Sparks
645- Weave a Hexagon.	Jane Grogan
646- The Basics of Brioche Knitting 101	Kathy Krause
647- Drop Spindle - You Can Do It!	Kim Specht
648- Hand Carded Tweed Blends	Emily Wohlscheid

SATURDAY HALF-DAY AFTERNOON CLASSES: 1:00 pm – 4:00 pm

662- Fresh Fleece to Yarn.	Kenneth Gossard
663- Introduction to Shuttle Tatting	Cris Robinson
664- One Skein Crochet Wonder	Amanda Richards
665- Patterns on the Pin Loom	Jane Grogan
666- The Basics of Brioche Knitting 101	Kathy Krause
667- Drop Spindling- Beyond the Single	Kim Specht

SUNDAY ALL-DAY CLASSES: 8:30 am – 3:30 pm

801- Beginning Spinning.	Deb Jones
802- Breed Study: Spinning Local Sheep Breeds of Wisconsin	Alejandra Sanchez
803- Color Mixology and Value Study	Kathy Sparks
804- Nuno Felted Double-Sided Scarf – Leaf	Mariya Gerhardt
805- Wet Felted Sheep Scene with Border Collie.	Justine Heinrichs
806- Woven Cardinal Quilt Block.	Kelly Jones
807- Introduction to Circular Sock Machine.	Carmen Ballman
808- Create Your Own Block Print for Leather and Tote Bag.	M Theresa Brown
809- Farm and Garden: Milk-Based Herbal Soap Making	Linda Conroy

SUNDAY HALF-DAY MORNING CLASSES: 8:30 am – 11:30 am

841- Macrame Market Bag	Heather Macali
842- Low-Cost Fiber Prep.	Kenneth Gossard
843- Turkey Wing Whisk Broom	Bev Larson
844- Granny Squares	Amanda Richards
846- Handwoven Couture: Seaming and Finishing for Handwoven Fashion	Julie A Benac
847- Needle Felted/Mixed Media "Spoolies"	Diane Bubolz
848- Eek...Steeks!	Mary Germain
849- Majoring in Mosaics.	Kathy Krause

SUNDAY HALF-DAY AFTERNOON CLASSES: 12:30 pm – 3:30 pm

861- Drop Spindling Beyond the Single.	Kim Specht
862- Hand carding.	Kenneth Gossard
863- Corespun Plus!	Emily Wohlscheid
864- Sushi Amigurumi	Amanda Richards
866- The Artisan Handbag: Fashion Totes and Bags from Handwoven Fabrics	Julie A Benac
867- Mystery of the Roman Dodecahedron Solved?	Greg Francisco
869- Picking Up Stitches.	Kathy Krause

FULL CLASS INFORMATION WILL BE FOUND ONLINE

This includes experience level notes, what the materials fee covers, what to bring with you, any homework, class time, and class location.

THURSDAY & FRIDAY 2-DAY CLASSES:

9:00 am – 4:00 pm EACH DAY

2-DAY CLASS = 12 hours - \$280

410 Beginning Weaving on a 4-Shaft Loom

Nancy Frantz - Elkhart Lake, WI



Workshop Description:

Experience the fun of weaving on a 4-shaft loom. In two days, you will learn how to plan a project, prepare a warp, dress it onto a loom, and weave. We'll discuss the loom, learn how to read a pattern draft, and learn about some basic weave structures and finishing techniques. There will be many completed samples and projects for your inspiration. You'll leave this class with your woven project (set of coasters) and the knowledge to continue weaving on your own in this crash course on 4-shaft weaving!

Materials Fee: \$15
Minimum Experience Level Recommended:
No Experience Required

FULL CLASS INFORMATION WILL BE FOUND ONLINE

This includes experience level notes, what the materials fee covers, what to bring with you, any homework, class time, and class location.

THURSDAY ALL-DAY CLASSES:

9:00 am – 4:00 pm

1-DAY CLASS = 6 hours - \$140

401 Beginning Spinning

Deb Jones - Black River Falls, WI



Workshop Description:

Learn to turn wool into unique yarns! You'll try many different spinning wheels during the class, learn the basic techniques to spin a single yarn, and create a two-ply finished skein. No previous spinning experience is required. This all-day workshop is designed for someone who has never tried spinning! Spinning wheels will be provided.

Materials Fee: \$10-\$20
Minimum Experience Level Recommended:
No Experience Required

402 Wet Felted Cuffed Slippers

Kelly Brandt – Lake Odessa, MI



Workshop Description:

Use wet felting techniques to create slippers that keep your feet nice and warm and make an artistic statement! Learn the wet inlay technique to decorate your slippers, and add locks or flaps to give your creation a three-dimensional effect. You will learn a method for adding a soft leather sole.

making a matching pair! This footwear will be suitable for adding a soft leather sole.


Materials Fee: \$40

Minimum Experience Level Recommended:

No Experience Required

403 Rigid Heddle Weaving + Woven Shibori

Heather Macali - Farmington Hills, MI *VENDOR*



Workshop Description:

Learn how to utilize your rigid heddle loom by incorporating pick-up sticks! This course will cover preparing a warp, warping your rigid heddle loom, basic weaving techniques, utilization of pick-up sticks, woven Shibori patterns, and fiber-reactive dyeing.

Students should be familiar with their loom and have it in working order.

Materials Fee: \$40

Minimum Experience Level Recommended:

Beginner

404 Wearin' the Felt

Kim Specht- Monticello, IA




Workshop Description:

You'll love these cozy, warm mittens: you'll need more than one pair! Learn to wet felt using a resist while you create your mittens. Then personalize them with stitching and a felting needle. Fiber preparation and the use of color will be demonstrated and discussed. Students will go home with a pair of damp but complete mittens.

Materials Fee: \$20

Minimum Experience Level Recommended:

No Experience Required



405 Fiber Prep with Hand Tools Amy Tyler - Interlochen, MI



Workshop Description:

Fiber preparation strongly influences the characteristics of the yarn you spin. In this workshop, we will practice using handheld tools to prepare fiber for spinning. Although there is some overlap in what you can do with flick cards, hand cards, and hand

combs, each tool has unique functions. There will be a strong focus on the importance of physical comfort: we will cover choosing the right tool for your hands, the fiber you prepare, and techniques to avoid pain and overuse problems. Along with preparing washed fleece and locks, we will also do some "prepping" of already prepared fibers and blending different fibers. Knowing how to use these tools will allow versatility and choice in fiber preparation and spinning.

Materials Fee: \$25

Minimum Experience Level Recommended:

No Experience Required

406 Weave a Backpack Bev Larson - Lafayette, IN *VENDOR*



Workshop Description:

Weave a beautiful backpack basket. It can be plain or colored, and carrying all your WSWF purchases will be fun.

Materials Fee: \$50

Minimum Experience

Level Recommended:

No Experience Required

407 Needle Felted: Timothy Teeswater Sheep Danita Doerre - Stoddard, WI



Workshop Description:

Participants will learn the art of needle felting by creating a three-dimensional, soft-sculptured Teeswater Sheep using natural fine, lustrous, long stapled individual locks and heathered effect black roving. Participants will be taught needle felting techniques such as

how to cover a horseshoe nail frame with roving black wool, as well as shaping the dimensional form of the sheep to include two layers of wool wrapped on the legs, the top of the legs, back, chest, butt, head, ears, lower lip, and light layers on sides as finish work. Working with a 40-gauge needle, we will define the shape of ears, face, and nose-mouth. Class participants will work with the natural, soft, supple locks that retain the curl and luster of the Teeswater Sheep. You will learn techniques for choosing lock placement, the correct length of locks, how to

overlap locks, how to needle felt on legs and stomach, how to add locks on the head, and how to create a tail from locks. A silver bell and wet felted scarf will be used as embellishment to complete your Teeswater sheep. Approximate size: length 9" and height 8".

Materials Fee: \$50

Minimum Experience Level Recommended:

Beginner

408 Star Pillow Kelly Jones - Murphysboro, IL *VENDOR*



Workshop Description:

Learn continuous strand weaving and create bold, beautiful star quilt blocks. This class teaches you how to weave on a 4" and 8" square and a matching 4" triangle. We will work together on this pattern, weaving and seaming each piece together. Your block can be used as a pillow


front, wall hanging, or even the start of a beautiful quilt. The possibilities are endless with these three looms. The 4" and 8" looms also make coasters and washcloths.

Materials Fee: \$95

Minimum Experience Level Recommended:

No Experience Required

409 Spinning Textured Batts Emily Wohlscheid - Battle Creek, MI *VENDOR*



Workshop Description:

Batts are a delightful but often intimidating preparation for spinning, especially when texture is involved. Students will be walked through recommendations for preparing a batt for spinning, experimenting with gauges at all levels of texture, and an introduction

to core spinning. We will have much fun working outside our comfort zones as we sample textures in our spinning, from superfine to wild and extra bulky.

Materials Fee: \$45

Minimum Experience Level Recommended:

Advanced Beginner



411 Weaving in the Round**Nan Terhune Calvert – Kansasville, WI****Workshop Description:**

Are you weaving-curious? Are you feeling intimidated by rigid heddle weaving? Not quite sure what to do with tabletop looms? Here's a workshop for you! Weaving in the round is just the ticket. You can enter the mystical world of weaving by doing so in a

circle - large, small, or in between. Learners in this workshop will use wool in various states, cotton, linen, and other natural fibers to weave a circle of extraordinary color and texture that delights the senses. The round weavings can be used as a pillow, an art piece, or a button, depending on the size. We will use wooden or metal hoops to round out our colorful, textural creations.

Materials Fee: \$25**Minimum Experience Level Recommended:**

No Experience Required

412 Pine Needle and Sweet Grass Basket Making**Linda Conroy – Edgerton, WI *VENDOR*****Workshop Description:**

Explore the creative possibilities of this traditional skill as you design and complete a coiled basket using pine needles and sweetgrass. Herbalist Linda Conroy will guide and instruct you on how to coil and stitch a simple basket and integrate other materials

into your basket, such as black walnut hull, pine cone, beads, and more. This class is an excellent opportunity for beginners and intermediate weavers to learn and expand their skills.

Materials Fee: \$30**Minimum Experience Level Recommended:**

Beginner

413 Lined Mittens**Mary Germain - Shorewood, WI****Workshop Description:**

Make mittens warm and comfortable with a hand-knit liner. The class will cover how to knit a liner, knit an outer mitten onto a liner, and attach a liner as an outer mitten is knit. The outer mitten could be a fabulous Latvian mitten or a plain one-color mitten with a palm-set thumb.

The mitten could have a ribbed cuff, a cuff that uses a unique technique, or a picot-edged hem, as seen on some Latvian-style mittens.

Materials Fee: None**Minimum Experience Level Recommended:**

Intermediate


414 Ecoprint on Lambskin Leather**M. Theresa Brown – Franklinton, NC****Workshop Description:**

Learn how to naturally eco-print on lambskin and sheep leather and create a beautiful background in color! Ecoprinting (botanical printing) involves collecting leaves, plants, and flowers to imprint them on leather. Students will learn everything they need to

understand and select leathers that accept eco-printing no matter where they live! They will learn what equipment they need, how to use it, and what plants, leaves, weeds, and flowers to use on leather. Instruction will be given on choosing mordants, their descriptions, ratios, and easy-to-use dye selections for permanent results. At the end of class, students will leave with two samples (approximately 8"x18") of eco-printed lamb and sheepskin leather, one naturally eco-printed and one in color, and have the ability to continue the process with the knowledge learned in the workshop.

Materials Fee: \$35**Minimum Experience Level Recommended:**

No Experience Required

415 Using the Mediaeval Bow Loom with Roman Pompeii Rigid Heddle to Make a Multi-Colored Band**Robin Goatey – Sandoval, IL****Workshop Description:**

The Mediaeval Bow Loom and Small Scandinavian Rigid Heddle have been used to make small Bands or Tapes for repairing everything. The Small Heddles were used during the Roman Times, 2000 years ago. We will warp a small 21-thread heddle, tie it

onto the single-beam bow, and start weaving a simple band. Kit includes a Bow, Roman Pompeii 21-thread Heddle, Shuttle/ Weaving Knife, and warp and weft for the projects. Class discussion will consist of the history of the Bow Loom, and the small Roman Heddles found throughout ancient Rome.

Materials Fee: \$125**Minimum Experience Level Recommended:**

Beginner



416 Carding and Blending Longwools Henry & Roy Clemes – Pinole, CA *VENDOR*



Workshop Description: Most people avoid carding fibers over five inches long and believe longer wools must be combed. This class will teach you why that isn't necessarily so. Students will learn how to successfully card fibers that are six inches or longer, such as Lincoln, Border

Leicester, and Coopworth. We will work with various Longwool breeds and explore options for using Longwools with other fibers. The instructors will provide all materials, cards, and tools.

Materials Fee: \$50

Minimum Experience Level Recommended:

No Experience Required

417 30 Shades of Color- A Deep Exploration of 2 Natural Dyes Lori Evesque – Allegan, MI *VENDOR*



Workshop Description: Natural Dyes are exceptional. With different mordants and after treatments, a wide range of colors/shades can be obtained from a single dye, greatly expanding your options for color. In this class, we will be dyeing with two different natural dyes- one that

can be quickly grown in our region, and another brought in from outside our area. We will discuss natural dyes, how to mordant and dye, water impacts, safety aspects, equipment, and more. We will make the dye baths and dye samples (no mordant, alum, copper, iron, tin, and rhubarb leaf) and treat them with four different after-treatments (acid, alkali, copper, and iron) to obtain samples showing the wide ranges of shades of color which can be obtained from a single dye. Students will take home a sample card showing sample yarns of all the mordants and after treatments for the two dyes. After dyeing the samples, students will get two 50 gm skeins of pre-mordanted sport or worsted weight yarn to dye in their choice of dye baths. Examples of projects for 100 gm of yarn will be available. Probable dyes for this class are cochineal and osage orange.

Materials Fee: \$40

Minimum Experience Level Recommended:

Beginner

FULL CLASS INFORMATION WILL BE FOUND ONLINE

This includes experience level notes, what the materials fee covers, what to bring with you, any homework, class time, and class location.

THURSDAY HALF-DAY MORNING CLASSES:

9:00 am – 12:00 pm

HALF-DAY CLASS = 3 Hours - \$75

441 Prep Like a Pro Heavenly Bresser - Warrenville, IL



Workshop Description: Wool combs are beloved tools that can significantly benefit a spinner's experience with fiber. In this session, you will learn how to comb fleece safely with ease and less waste. There will be opportunities to practice proper loading techniques for combing clean fleece, proper posture, and ergonomics to avoid combing "burnout." Heavenly will share the ins and outs of various wool combs available for hand spinners, including their many uses and applications. Prepare yourself for discovery: Heavenly has plenty of tips and tricks using a diz to remove fibers from wool combs and effectively removing combed tops by hand without a diz. Whether you want to build or fine-tune your skills for making your combed top or explore a relaxing new technique, this session is for you.

ture, and ergonomics to avoid combing "burnout." Heavenly will share the ins and outs of various wool combs available for hand spinners, including their many uses and applications. Prepare yourself for discovery: Heavenly has plenty of tips and tricks using a diz to remove fibers from wool combs and effectively removing combed tops by hand without a diz. Whether you want to build or fine-tune your skills for making your combed top or explore a relaxing new technique, this session is for you.

Materials Fee: \$15

Minimum Experience Level Recommended:

No Experience Required

442 Fiber Infused Bracelet Cris Robinson - East Troy, WI



Workshop Description: Create a wrapped fiber-infused bracelet featuring fast-felted tube beads accented with wire, glass, and metal beads and leather cording. No felting or jewelry-making experience is necessary. Discover a quick, easy method for wet felting, learn essential jewelry stringing techniques,

and discuss other options for adding more fiber to your diet....er, jewelry!

Materials Fee: \$20

Minimum Experience Level Recommended:

No Experience Required

443 Understanding Your Spinning Wheel Ratios Ingrid McMasters – Stoughton, WI *VENDOR*



Workshop Description: The instructor will demonstrate wheel ratios and their use. She will show the calculations used to create or reproduce a yarn to achieve the desired bumps and twists per inch. We will discuss how twist affects the handle and durability of the yarns and the yarn's suitable uses. (Warning—

there will be math.)

Materials Fee: \$15

Minimum Experience Level Recommended:

Intermediate

444 Let's Add a Lot of New Colors to Yarns! Melissa Brown – Verona, WI *VENDOR*



Workshop Description: Interested in creating your own beautiful, colorful yarn? Have you seen neon and fluorescent colors you'd like to use? Want to learn to dye gradients or yarns for assigned pooling? All those and more will be possible in this workshop. We will hand paint hanks

of either superwash or non-superwash yarns with liquid dyes, and create speckled yarns with dry dye powder. Both liquid and powdered dyes will include fluorescent and neon colors and 'regular' colors. We will also be dyeing gradients using blanks (a strip of knitted fabric). Basic color theory will be addressed, and all dye techniques will be demonstrated. If time permits, I will explain 'glazing,' and then you can glaze the pre-dyed yarn that I will provide.

Materials Fee: \$50

Minimum Experience Level Recommended:
No Experience Required

FULL CLASS INFORMATION WILL BE FOUND ONLINE

This includes experience level notes, what the materials fee covers, what to bring with you, any homework, class time, and class location.

THURSDAY HALF-DAY AFTERNOON CLASSES:

12:00 pm – 4:00 pm

HALF-DAY CLASS = 3 Hours - \$75

461 Slow to Quick: Ease Your Way into Long Draw Heavenly Bresser - Warrenville, IL




Workshop Description: Extended drawing techniques greatly benefit the hand spinner. Those lofty, warm, and airy yarns can be produced using a long draw method. For many hand spinners, long draw methods are quite a mystery and can be frustrating. So let's remove the obstacles.

Learn how to properly set up your spinning wheel to ease your way into supported and unsupported long draws, choose the best prep for practicing and achieving the desired results, and learn how these techniques can be used for other spinning equipment.

Materials Fee: None

Minimum Experience Level Recommended:
Intermediate



462 Stitch Marker Scissor Fob Cris Robinson - East Troy, WI



Workshop Description: Learn to make itty bitty wet-felted beads for light-weight stitch markers that you'll love to use! Then we'll create a beaded scissor fob to hold them so you'll always know where to find your scissors and stitch markers. Class techniques include wet felting,

hole piercing, bead stringing, and jewelry construction.

Materials Fee: \$10

Minimum Experience Level Recommended:
No Experience Required

463 Spinning for Consistency

Ingrid McMasters – Stoughton, WI *VENDOR*



Workshop Description: Students should understand the concept of drafting and plying and be able to do so on a wheel. The instructor will demonstrate how students can hone their skills in drafting and plying and achieve the yarn they desire for a potential project. We will discuss

two-ply and three-ply yarn construction, the impact of a twist on knitting, and the fabric's durability. We will discuss grist and yarn weights and why yarn construction can lead to felting or pilling.

Materials Fee: \$15

Minimum Experience Level Recommended:
Advanced Beginner

464 Doodle with Yarn

Emily Madsen - Menomonee Falls, WI *VENDOR*



Workshop Description: In this Doodle Class, we'll dive into the whimsical world of modular stranded colorwork. Perfect for knitters of all levels, you'll learn to design and knit your very own custom colorwork projects using mix-and-match motifs available in the Doodle Pattern Series by Pacific Knit Co. We'll

cover how to build cohesive palettes, how to re-create your master charts, and where and when to modify your pattern shapes. Once you've completed the class, you'll be confident to create your unique colorwork projects!

Materials Fee: \$75

Minimum Experience Level Recommended:
Beginner

FULL CLASS INFORMATION WILL BE FOUND ONLINE

This includes experience level notes, what the materials fee covers, what to bring with you, any homework, class time, and class location.

FRIDAY & SATURDAY:

1 FULL-DAY CLASS OVER TWO HALF-DAYS

FRIDAY 9:00 am – 12:00 pm &

SATURDAY 1:00 pm – 4:00 pm

1 DAY CLASS = 6 hours - \$140

543 Introduction to Tapestry & Dye

Nancy Macali - Munroe Falls, OH *VENDOR*



Workshop Description:

Dive into dyeing and weaving in this hands-on workshop. The course is split into two half-days. On the first day, you'll learn to dye wool with acid dyes in mason jars. The second day involves applying your newly dyed yarn and fiber to learn basic tapestry techniques. We will cover warping a frame loom,

plain weave, ghiordes knots (cut and uncut), soumak stitch, eccentric weft, and more. Additional instructional video resources are provided after the workshop.

Materials Fee: \$70

Minimum Experience Level Recommended: No Experience Required

FULL CLASS INFORMATION WILL BE FOUND ONLINE

This includes experience level notes, what the materials fee covers, what to bring with you, any homework, class time, and class location.

FRIDAY ALL-DAY CLASSES: 9:00 am – 4:00 pm

1-DAY CLASS = 6 hours - \$140

501 Beginning Spinning

Deb Jones – Black River Falls, WI




Workshop Description:

Learn to turn wool into unique yarns! You'll try many different spinning wheels during the class, learn the basic techniques to spin a single yarn, and create a two-ply finished skein. No previous spinning experience is required. This all-day workshop is designed for someone who has never tried spinning!

Spinning wheels will be provided.

Materials Fee: \$10-\$20

Minimum Experience Level Recommended: No Experience Required



502 Smooth as Silk- A Spinning & Dyeing Adventure

Kathy Sparks - Unionville, IN



Workshop Description:


Silk, one of the most ancient sources of protein fibers, will be the focus of this workshop. Students will work with various silk types - Bombyx, Tussah, and Eri. Together, we will explore spinning and dyeing silk using natural dyes. The morning spinning session will focus on how silk is available to spinners - caps, bricks, roving, cocoons, and raw fiber. In the afternoon, we will explore the wonderful world of natural dyes and how silk dyeing can result in a palette of iridescent colors.

Materials Fee: \$40

Minimum Experience Level Recommended: Intermediate

503 Blending Board Basics and More

Amy Tyler – Interlochen, MI



Workshop Description:

The blending board is not just a glorified hand carder or a low-tech version of a drum carder. It is a delightfully simple but incredibly versatile tool. It has obvious uses for blending already prepared fibers. We will cover these basics in this workshop. We will explore less obvious blending techniques, allowing you to spin

and create smooth, fluffy, gently textured, and highly textured yarns. We'll also explore ways of preparing fiber "paintings" that can be wet felted. Get ready to be surprised and energized by this fantastic fiber tool.

Materials Fee: \$30

Minimum Experience Level Recommended: No Experience Required

504 Spinning Easy and Elegant Art Yarns

Julie A. Benac – Monroe, MI *VENDOR*



Workshop Description:

Have you been curious about spinning art yarns? Join us for this fun intro to spinning some of the most beautiful yarns you've ever seen! If you can spin a simple single, you can create these lovely yarns. We'll learn various single-spinning techniques, including core-spinning, which is the most versatile. We will learn about thick and thin

spinning, plying, using mulberry silk lap in art yarns, and spinning special effects with long, curly Teeswater or Wensleydale locks. Plus, we will spin mohair and other curly breeds from the lock and learn cool techniques for adding fun inclusions into your yarns, including beads. Join us for all this and much more, and start spinning up beautiful, unique yarns for weaving, knitting, and even couching and trim. Bring your wheel and some empty bobbins, and get ready to create!

Materials Fee: \$20

Minimum Experience Level Recommended: Intermediate

505 Nuno Felted Japanese Knot Bag Mariya Gerhardt - Charleston, IL *VENDOR*



Workshop Description:
“Nuno” is a Japanese word for cloth or fabric. Nuno felting bonds loose fiber (usually sheep’s wool) into a sheer fabric, such as silk gauze, creating a felt. In this workshop, students will learn the Nuno felting technique using different silk types. Our accent will be on creating a beautiful

texture in Nuno felting. The Japanese Knot Bag is a very popular project bag that crafters often use while on the move. It has a long strap on one side and a short strap on the other, and the long strap is slipped through the short strap to form a handle and close the bag. In the workshop, students will make a volumetric object (knot bag) without seams using a template (resist) from merino wool, silk fabric, recycled sari silk fabric, sari silk yarn, viscose fiber, and wool nepps.

Materials Fee: \$35
Minimum Experience Level Recommended:
No Experience Required

506 Barn Owl in Wreath Justine Heinrich – Cedarburg, WI



Workshop Description:
Owls are the best! In this workshop, participants will learn how to create a barn owl entirely from wool, blending colors and creating wing shapes. We will also learn how to attach the owl to a 6” grapevine wreath and add fibers and locks to the wreath to complete the display.

Materials Fee: \$15
Minimum Experience Level Recommended:
No Experience Required

507 Ecoprint Naturally on Silk & Wool M. Theresa Brown – Franklinton, NC



Workshop Description:
Learn how to create beautiful natural plant designs directly from nature on wool and silk. Ecoprinting (botanical printing) involves collecting leaves, plants, and flowers to imprint their images directly upon protein fibers using the process taught in the workshop. Students will

take home their silk and wool eco-printed samples and the knowledge to continue Ecoprinting using nature’s resources.

Materials Fee: \$25
Minimum Experience Level Recommended:
No Experience Required

508 The Shepherd's Rug Letty Klein - Kalamazoo, MI



Workshop Description:
The Shepherd’s Rug – a braided wool rug from roving. This day-long workshop is for the fiber artist with a closet full of fiber or the shepherd wishing to make something from their wool sheep or fiber animals. Students will learn how to braid roving, felt the braids, and sew the

braids into a beautiful, functional rug. Students will complete a simple chair pad using minimal equipment in this class. We will braid in the morning, the instructor will take the braids to a laundromat over lunch to felt them, and the afternoon will be spent sewing. The techniques learned can then be used to create their beautiful rugs at home. The instructor will have copies of her book, “The Shepherd’s Rug” available for purchase.

Materials Fee: \$20
Minimum Experience Level Recommended:
No Experience Required

509 Exploring the Drum Carder Henry & Roy Clemes – Pinole, CA *VENDOR*



Workshop Description:
Drum carders are a mystery to the average fiber artist: fiber is fed into the carder, ends up on the big drum, and something magical happens in between. In our ‘Exploring the Drum Carder’ class, students begin the day by learning the history of drum carders,


how they work, and why they function the way they do. The fun goes hands-on for the rest of the day as we delve into the differences between woolen and worsted carding, explore the many tools that make drum carding more efficient, and crank out four different batts. The first batt will be hand-cranked before switching to an electric drive for the class duration. The instructors will provide all materials, cards, and tools.

Materials Fee: \$50
Minimum Experience Level Recommended:
No Experience Required



510 Quintessential Indigo- Making, Maintaining, and Dyeing with Indigo Vats

Lori Evesque – Allegan, MI *VENDOR*



Workshop Description:

Learn the ins and outs of the indigo vat. We will work with a new organic indigo vat and the instructor's ongoing thiox indigo vat. We will discuss how to create a vat, diagnose problems with the vat, and refresh the vat after a period of non-use. The organic indigo vat is trickier and requires more patience, and the thiox vat is a workhorse vat. Both have their place and uses. Maintaining a vat long-term makes for efficient use of the indigo, and once you master it, it can be utilized quickly, even for small quantities of fiber. We will add one more dye experiment depending on how the 2025 growing season goes. We will make a fresh indigo dye bath if the 2025 season's indigo crop is abundant. If things go awry, we will make an indigo extraction vat (thiox-based) from dried Japanese Indigo leaves. After making all the samples for our sample cards, which include wool yarn, silk ribbons, and wool fabric strips, all students will have the opportunity to dye 100 grams of yarn, sport or worsted weight (undyed or yellow) in either of the dye vats, enough to make a small project. We will have samples and sample patterns of possible projects so you can get some ideas for your yarn.

Materials Fee: \$40

Minimum Experience Level Recommended: Beginner

FULL CLASS INFORMATION WILL BE FOUND ONLINE

This includes experience level notes, what the materials fee covers, what to bring with you, any homework, class time, and class location.

FRIDAY HALF-DAY MORNING CLASSES:

9:00 am – 12:00 pm

HALF-DAY CLASS = 3 hours - \$75

541 Holey Moley Scarf

Kelly Brandt – Lake Odessa, MI



Workshop Description:

Create a fashionable open-work scarf with fashion flair! Learn how to make very thin roving to lay out a matrix base and decorate it with shapes and fancy yarns. Wet felt the whole shebang with no knitting, crocheting, or weaving. You will learn to incorporate all kinds of yarns to make a very drapey felt with many possibilities. Everyone will admire your project!

Materials Fee: \$20

Minimum Experience Level Recommended: No Experience Required

542 Slow to Quick: Ease Your Way into Long Draw Heavenly Bresser - Warrenville, IL



Workshop Description:

Extended drawing techniques greatly benefit the hand spinner. Those lofty, warm, and airy yarns can be produced using a long draw method. For many hand spinners, long draw methods are quite a mystery and can be frustrating. So let's remove the obstacles. Learn how to properly

set up your spinning wheel to ease your way into supported and unsupported long draws, choose the best prep for practicing and achieving the desired results, and learn how these techniques can be used for other spinning equipment.

Materials Fee: None

Minimum Experience Level Recommended: Intermediate

544 Zwirnknoth Buttons

Cris Robinson - East Troy, WI



Workshop Description:

Often confused with Dorset buttons, Zwirnknoth buttons are constructed differently and have infinite design possibilities. We'll learn the basic weaving technique and stitches to create a button in class. Students will also learn how to read patterns and create their variations. Finally, we'll cover how to apply and care for thread buttons on garments and jewelry.

Materials Fee: \$10

Minimum Experience Level Recommended: No Experience Required

545 Bold, Brilliant Braids

Cori Eichelberger - Victoria, MN



Workshop Description:

Wondering how to make those fancy horizontal braids you see on knitting sweaters, hats, and cowls? My Choose Your Own Path Hat pattern features these lovely braids as a feature. Let's take the mystery out of the process and learn how to do two-color Latvian Braids and one-color

horizontal braids (Vikkel), as seen in the Easiest Cabled Hat Ever pattern. A lesson on Cori's two-color cast-on is also included in this hands-on skill-building class, where participants start two hats and receive both hat patterns as part of the class.

Materials Fee: None

Minimum Experience Level Recommended: Intermediate

547 Weave a Dishcloth Jane Grogan - Madison, WI



Workshop Description: This class will use a simple crochet hook to introduce continuous strand weaving on a wooden frame loom. No winding, warp, or special tools are required. Cotton yarn will be used for the class project of a dishcloth. Worsted weight yarn works best for weaving the

10.5" square. A loom will be provided for the class. If the purchase is desired, the cost is \$55, payable to the instructor.

Materials Fee: \$5
Minimum Experience Level Recommended:
No Experience Required

548 Stencil a Tote with Bengala Mud Dyes Chiaki O'Brien - Minneapolis, MN



Workshop Description: Let's make a one-of-a-kind tote bag using Bengala mud dyes from Japan and stencils. Made in Japan, Bengala dyes are made from soil and are environmentally safe and fun. Learn the history and cultural significance of this unique dye form. Then,

choose your favorite stencil(s) and color(s) from 12 different mud dye colors to design your tote bag. The instructor will bring stencils, some from Japan, for you to choose from. We will paste the dyes and dab them onto the bag. We use hair dryers and irons to set the dyes. You are welcome to bring your favorite stencils if you have some. You can also design without stencils as well if you wish.

Materials Fee: \$15
Minimum Experience Level Recommended:
No Experience Required

549 Needle Felted: Baxter Black Sheep Danita Doerre - Stoddard, WI



Workshop Description: Participants will learn the "Art of Needle Felting" by creating a three-dimensional, soft sculpture of a Black Sheep using carded black roving with a heathered effect. Needle Felting is a waterless felting technique where tiny barbs on the needle shaft catch and lock the fibers together

when the felt needle is used with a pecking wrist motion. Class participants will learn needle felting techniques to cover a horseshoe nail frame with roving black wool, as well as shape the dimensional form of the sheep to include two layers of wool wrapped on the legs, the top of

the legs, back, chest, head, lower lip, eyes and light layers on sides as finish work. Also, we will discuss the advantages of using and incorporating wet felted pieces for ears and tail. We will add layers around the tail and ears to define the shape of the sheep and use a felt needle for detail in the face, including a nose. A bell and wet felted scarf will be used as embellishment to complete your sheep and start your flock. Approximate size is length 8" and height 7 1/2".

Materials Fee: \$45
Minimum Experience Level Recommended:
Beginner


550 Nupps and Estonian Lace Mary Germain - Shorewood, WI



Workshop Description: Learn alternative methods for creating nupps (rhymes with soups), an Estonian bobble-type texture used in Estonian lace knitting. Also, learn about the Estonian way of casting on and binding off lace and knitting sample lace stitch patterns.

Materials Fee: None
Minimum Experience Level Recommended:
Intermediate

551 The Methods of Construction- Learning Celtic Plaitwork Robin Goatey - Sandoval, IL



Workshop Description: Did you know that the twisting artworks in The Lord of the Rings in Rohan & Erebor represent Celtic & Viking Knotwork varieties? Celtic Art motifs have set rules and methods for quickly filling any space with Knotwork panels and borders. Do you know one

of the key rules for the ancient Knotwork motifs is that no matter how complex the design is, it is only true Celtic Art if the interlacements are one line and trace back to the beginning? This class will teach us how to execute Pictish Celtic Knotwork Panels. Pictish Knotwork is the oldest form of interlacement and is strictly line and plait. This is a drawing and design class. Bring your Drawing Pad with a Ruler, Pencils, Erasers, & Compass.

Materials Fee: None
Minimum Experience Level Recommended:
Beginner



FULL CLASS INFORMATION WILL BE FOUND ONLINE

This includes experience level notes, what the materials fee covers, what to bring with you, any homework, class time, and class location.

FRIDAY HALF-DAY AFTERNOON CLASSES:

1:00 pm – 4:00 pm

HALF-DAY CLASS = 3 hours - \$75

561 Dorset Buttons

Kelly Brandt – Lake Odessa, MI



Workshop Description:

Before commercially available buttons, clever home-makers fabricated intriguing buttons at home. In the English county of Dorset, shepherds cut rings from the horns of their Horned Dorsets to turn into fashionable, sophisticated buttons in the Crosswheel

style. The sewists covered the horn ring in intricate patterns with threads or finely spun yarns. You will learn the basic pattern and get ideas for branching out with this technique.

Materials Fee: \$15

Minimum Experience Level Recommended:

No Experience Required

562 Wool Applique - Penny Rugs and MORE!

Kathy Krause – Oconto, WI




Workshop Description:

The world of wool applique is ever-changing and growing in design and product. This class will teach us to stretch our imaginations to achieve our “mind’s eye” desire. We will cover all aspects of wool felt, including its applications and qualities, as well as recycled wool. We will cover design, kit instruction, “block of the month” quilt squares, and penny rugs. You will receive a basic wool felt kit, but with tips and ideas, you will learn to make this basic kit your work of art. I have picked a timely project and you have ample time to make it before Thanksgiving.

Materials Fee: \$35

Minimum Experience Level Recommended:

No Experience Required



563 Ombre Dye

Nancy Macali - Munroe Falls, OH *VENDOR*



Workshop Description:

Learn to dye fabulous ombre gradations! This half-day class will cover dyeing wool with acid dyes. We will dye eight skeins of yarn in an ombre that ranges from one color to the next, creating a smooth transition of colors.

Materials Fee: \$30

Minimum Experience Level Recommended:

No Experience Required

564 Introduction to Knooking

Cris Robinson - East Troy, WI



Workshop Description:

Do you love the look of knitting but can't deal with the pointy sticks? Try knooking: knitting with a crochet hook. It's KNit + hOOK = KNOOK, pronounced 'nook.' Knooking uses similar motions as crocheting, and the hook and cord replace knitting needles. The resulting fabric

structure is identical in look, feel, texture, and drape of a weft knitted fabric. In this intro class, students will learn to cast on, create the knit and purl stitches, and bind off. We'll knook flat first, then switch to knooking in the round. We'll highlight other techniques and stitches, how to create your knook tools, convert patterns, and other helpful tips.

Materials Fee: \$10

Minimum Experience Level Recommended:

No Experience Required

565 Shawl Shapes

Cori Eichelberger – Victoria, MN



Workshop Description:

In this class, you get to knit! You will cast on and work five mini shawls in several shapes: Square, Circular, Triangular, Heart-Shaped, and Semi-Circular. These and the following shawl shapes will be discussed, including wearability, and basic shawl yarn

choices will be included. Have you knit any of these shapes yet? Polygon, Faroese, Parallelogram, Trapeze, Triangle Elongated, Triangular, Rectangle, Star, Modular Star, Vortex, Crescent, Curve, or Ring – Let's look at the broad design world of shawl shapes.

Materials Fee: None

Minimum Experience Level Recommended:

Advanced Beginner

567 Beyond Weaving a Dishcloth

Jane Grogan - Madison, WI



Workshop Description:

This class will explore design possibilities beyond weaving dishcloths using a single-color and plain weave on a continuous-strand frame loom. Simple design possibilities using two colors of yarn along with some stitch patterns will add visual interest to the project and satisfaction for the weaver. The class project will be a dishcloth incorporating 1-2 new techniques. Design possibilities for other projects for the 10.5" loom will be discussed.

Materials Fee: \$5

Minimum Experience Level Recommended:

Beginner

568 Saori Weaving--- Express Yourself!

Chiaki O'Brien - Minneapolis, MN



Workshop Description:

SAORI Weaving was founded in 1968 in Japan. Misao Jo is the founder, and she found it out by mistake! So, SAORI World doesn't have a vocabulary of "mistakes", instead, there are "happy accidents." The founder was a positive person, which is why SAORI exists today. Don't worry about

trying to create perfectly rectangle/square pieces. Don't worry about trying to beat consistently. Instead, let's find out your tendencies. Let's express ourselves using colors and textures and utilizing the inherent sense of exploration we all possess. The warp will be set for students to start weaving immediately. Students will take home whatever length they weave. At the end of the class, we will have a "reveal time" to see everyone's creations. We will admire, learn, and know that we are all different!

Materials Fee: \$20

Minimum Experience Level Recommended:

No Experience Required

569 Drop Spindle - You Can Do It!

Kim Specht - Monticello, IA



Workshop Description:

The infamous drop spindle is relaxing, portable, and inexpensive. It has spun the world's threads for thousands of years. Spindling is a great way to learn the mechanics of spinning, handling fiber, and experiment with new fibers. Spindlers have great

control over drafting and the insertion of twists. While students practice, we will talk about fiber preparation

and the history and variety of spindles. Kim will demonstrate top and bottom-whorl suspended spindles as well as supported spindles. Several plying techniques will be discussed and demonstrated.

Materials Fee: \$15

Minimum Experience Level Recommended:

No Experience Required

570 Short Row Triangle Cuffs

Many Germain - Shorewood, WI



Workshop Description:

This unique garter stitch cuff can be seen on mittens in Estonian and Latvian. The cuff is worked flat using short rows. Any short-row method can be used, but we will cover the German short-row method in class. After knitting the cuff, it is joined in a circle,

and stitches are picked up along one edge to continue knitting a mitten, sock, or hat in the round.


Materials Fee: None

Minimum Experience Level Recommended:

Intermediate

571 Methods of Construction- Learning Celtic Borders

Robin Goatey - Sandoval, IL



Workshop Description:


Did you know that the twisting artworks in The Lord of the Rings in Rohan & Erebor represent Celtic & Viking Knotwork varieties? Celtic Art motifs have set rules and methods for quickly filling any space with Knotwork panels and borders. Do you know one

of the key rules for the ancient Knotwork motifs is that no matter how complex the design is, it is only faithful to Pictish Celtic Art if the interlacements are one line and trace back to the beginning? In this class, we will learn to execute Pictish Celtic Borders. Pictish Knotwork is the oldest form of interlacement and is strictly line and plait. This is a drawing and design class. Bring your drawing pad with paper, pencils, erasers, a ruler, & compass.

Materials Fee: None

Minimum Experience Level Recommended:

Beginner



FULL CLASS INFORMATION WILL BE FOUND ONLINE

This includes experience level notes, what the materials fee covers, what to bring with you, any homework, class time, and class location.

SATURDAY & SUNDAY 2-DAY CLASSES

9:00 am – 4:00 pm SATURDAY,

8:30 am – 3:30 pm SUNDAY

2-DAY CLASS = 12 hours -\$280

604 First Steps in Bobbin Lace

Pat Hiltz and Kelly Webster - Columbus, WI



Workshop Description:

Students will learn how to wind bobbins and prepare prickings (patterns). They will also learn the basic moves, twist and cross, and how these form the basic braid that underlies all bobbin lace. The first project will be a lace bookmark that uses the basic braid. The class will then

move on to the cloth stitch and will make a small cloth stitch bookmark. The final technique will be the sewing edge, which will be added to the cloth stitch for a small project. Students are encouraged to bring bobbins and pillows if they have them. Otherwise, a pillow and bobbins will be available for purchase for \$20.00.

Materials Fee: 0-\$20

Minimum Experience Level Recommended:

No Experience Required

605 Spinning for a Knitting Project

Amy Tyler – Interlochen, MI



Workshop Description:

You may have a general idea for a project you want to spin and knit: I'd like to knit a vest. Or you may have a specific idea: I want to spin an alpaca/wool blend to make an X pattern by Y designer to fit my oldest grandson. We will cover how to review the knitting pattern to determine its

most meaningful aspects (stitch pattern, fit, construction), how to choose the fiber to spin (content, preparation, color, combinations of fibers), how to spin the fiber (drafting technique, consistency, thickness, twist, and plies), how to spin to match a commercial yarn, what a knitted swatch can tell you (gauge, needle size, stiffness/elasticity/drape/stitch definition of the knitted fabric), and how to modify a chosen pattern if the gauge does not match. The goal is to create a knitted project that meets your needs and makes you happy.

Materials Fee: \$40

Minimum Experience Level Recommended:

Intermediate

613 Ancient Textile Tools of the Northern Roman Provinces

Robin Goatey - Sandoval, IL



Workshop Description:

Learn how to create a finished yarn with the Textile tools from the Northern Roman Provinces. Use the Viking Combs to prepare Picked Fleece, dress a Distaff, then learn to Spin and Ply on the three primary European Low Whorl Spindles & use a Nostepinne to make a center pull ball of

yarn. This class is for Beginners to Advanced Spinners. Class discussion will focus on the works of British Historian John Peter Wild.

Materials Fee: \$40

Minimum Experience Level Recommended:

Beginner

FULL CLASS INFORMATION WILL BE FOUND ONLINE

This includes experience level notes, what the materials fee covers, what to bring with you, any homework, class time, and class location.

SATURDAY ALL-DAY CLASSES: 9:00 am – 4:00 pm

1-DAY CLASS = 6 hours - \$140

601 Beginning Spinning

Deb Jones – Black River Falls, WI



Workshop Description:

Learn to turn wool into unique yarns! You'll try many different spinning wheels during the class, learn the basic techniques to spin a single yarn, and create a two-ply finished skein. No previous spinning experience is required. This all-day workshop is

designed for someone who has never tried spinning! Spinning wheels will be provided.

Materials Fee: \$10-\$20

Minimum Experience Level Recommended:

No Experience Required



602 Locker Hooking for Beginners Kelly Brandt - Lake Odessa, MI



Workshop Description:

Locker hooking is a hooked rug technique using roving hooked through a foundation fabric. With the loops locked on top of the foundation by a yarn tail, the finished piece is stable and looks great on both sides. Legend has it that this technique originated in Australia, and there is evidence of pieces hooked on this style in the British Isles in the 1920s. You will learn the basic hooking stitch, how to make two kinds of turns, and how to select motifs for projects. This is a practical and decorative way to use up all that roving you have in your stash!

Materials Fee: \$40

Minimum Experience Level Recommended:

No Experience Required

606 Wet Felted Mittens with Poppies Maryia Gerhardt - Charleston, IL *VENDOR*



Workshop Description:

This comprehensive workshop covers a wide range of skills. In this workshop, students will learn how to make wool mittens for themselves using wet felting techniques. Wet felting is when hot water and soap are applied to layers of wool fiber, while at the same time, repeated agitation and compression

causes the fibers to hook together or weave together into a single piece of fabric. Felt from wool is considered to be the oldest known textile. The workshop will cover basic knowledge of shrinkage coefficient, how to draw the template (resist) for mittens, layering wool, and viscose fiber, and decorating techniques with silk, yarn, and thread. Students will learn how to use a resist to make a volumetric object without seams. Ultimately, every participant will have their mittens with poppies made from fine merino wool (21mc). Viscose fiber, Sari silk thread, yarn, and silk fabric will be used for embellishment.

Materials Fee: \$25

Minimum Experience Level Recommended:

No Experience Required

607 Wet Felt a Summer Field Justine Heinrichs – Cedarburg, WI



Workshop Description:

Join us in wet felting a late summer field. Students will learn how to blend wool colors and use dyed locks and nepps to achieve interest and texture using wet felt and needle felt techniques. The finished piece will be approximately 11x14.

Materials Fee: \$25

Minimum Experience Level Recommended:

No Experience Required

609 SAORI Weaving - Find Out About Your Tendencies Chiaki O'Brien - Minneapolis, MN



Workshop Description:

SAORI Weaving was founded in 1968 in Japan. Misao Jo is the founder, and she found it out by mistake! So, SAORI World doesn't have a vocabulary of "mistakes", instead there are "happy accidents." The founder was a positive person, which is why SAORI exists today. Don't worry about trying to create straight, even salvages. Don't worry about trying to beat consistency. Instead, let's look at your tendencies. Let's express ourselves using colors and textures and utilizing the inherent sense of exploration we all possess. The warp will be set for students to start weaving immediately. Students will take home whatever length they weave. At the end of the class, we will have a "reveal time" to see everyone's creations. We will admire, learn, and know that we are all different! You have all day to find out about yourself through weaving. The piece might be long enough to make it into a wearable!

Materials Fee: \$30

Minimum Experience Level Recommended:

No Experience Required

610 Needle Felted "Knitting" Sheep Diane Bubolz – Juneau, WI



Workshop Description:

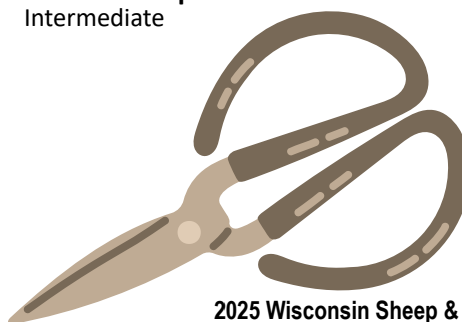
These sheep decided to be "ewes-full" so they are using their own wool to knit! The sheep will be holding their knitting; if you prefer, they can hold a ball of yarn or have empty hands. If you knit or know someone who loves to knit, or you just love sheep, this sheep

would be fun to have or gift. You will be needle-felting the head, ears, and body. The legs and arms will be felted over a wire armature. We will use the felting needle to attach yarn in a loop pattern to your sheep to make her fleece. Felting needles, foam pad, all wool, yarn, mini "knitting needles" with "knitting" attached, eyes, thread, and glue will be provided. It would be best for this class if you have a basic knowledge of needle felting and have used a felting needle before.

Materials Fee: \$20

Minimum Experience Level Recommended:

Intermediate



611 Estonian Mittens from the Island of Kihnu Mary Germain - Shorewood, WI



Workshop Description:

In this class, you will learn how to make a unique mitten cuff based on traditional designs from the Estonian island of Kihnu in the Baltic Sea. Mary will share techniques she learned while on a knitting trip to Estonia, including braids, textures, and two-color work. Knitting a mini mitten will allow students to learn these techniques first-hand. Students must have two-color knitting experience and be able to knit with fine yarns.

Students must have two-color knitting experience and be able to knit with fine yarns.

Materials Fee: None

Minimum Experience Level Recommended: Intermediate

612 Ecoprint in Color on Silk & Wool

M. Theresa Brown – Franklinton, NC



Workshop Description:

Learn how to imprint beautiful plant designs from nature and create a background in rich color on silk and wool! Ecoprinting (botanical printing) involves collecting leaves, plants, and flowers to imprint their images directly upon protein fibers. Students

will learn techniques to enhance the natural designs to create richly colored backgrounds on silk and wool. Students will take home a silk and wool scarf sample ecoprinted in color and the knowledge to continue ecoprinting from nature's resources. The class is beginner-friendly!

Materials Fee: \$30

Minimum Experience Level Recommended: No Experience Required

614 Exploring the World of Green- Yellow, Greens, and Blue

Lori Evesque – Allegan, MI *VENDOR*



Workshop Description:

Join us to explore natural dyes in the yellow-green-blue range. In natural dyeing, greens are a difficult color to achieve. We will experiment with a range of natural dyes which produce yellows and tan shades of color. These may include plants you can grow locally, such as marigold, coreopsis, weld, golden marguerite, and Osage orange, as well as dye materials from other parts of the world. We will mordant yarn using several mordants and dyes (some may be done before class). Picture the color

gold, coreopsis, weld, golden marguerite, and Osage orange, as well as dye materials from other parts of the world. We will mordant yarn using several mordants and dyes (some may be done before class). Picture the color

wheel and recall that yellow and blue make green. After we finish dyeing the yellow and tan samples, we will make an indigo vat and overdyer them for a brilliant range of greens. We will even have a few surprises with our resulting colors! Participants will have yarn samples of the yellows and tans, plus all those samples overdyed in indigo, plus a plain indigo blue sample, for about a total of 10 oz of worsted weight yarn.

Materials Fee: \$40

Minimum Experience Level Recommended: Beginner

615 Adventures in Drum Carding

Henry and Roy Clemes – Pinole, CA *VENDOR*



Workshop Description:

This is the companion class to Exploring the Drum Carder. In this class, we continue to de-mystify the drum carder. Batts will be prepared both semi-worsted and woollen. Students will learn different techniques to create an art batt, prepare batts for

spinning sock yarn, and learn to add silk or bamboo into woollen batts. Students will also learn to remove fiber as rolags and as pencil-sized slivers through a diz. An ambitious goal of five batts produced during class means students will have ample carded fiber for spinning samples and small projects after class. All carding and blending will be done on our Elite Series Drum Carders. The instructors will provide all materials, cards, and tools.

Materials Fee: \$50

Minimum Experience Level Recommended: Beginner

FULL CLASS INFORMATION WILL BE FOUND ONLINE

This includes experience level notes, what the materials fee covers, what to bring with you, any homework, class time, and class location

SATURDAY HALF-DAY MORNING CLASSES:

9:00 am – 12:00 pm

HALF-DAY CLASS = 3 hours - \$75

641 Embroidery Sampler

Nancy Macali - Munroe Falls, OH *VENDOR*



Workshop Description:

This workshop is intended for beginners and those wishing to enhance their embroidery skills. Participants will learn about suitable fabrics, needle types, thread options, and proper hooping techniques. The majority of the class will focus on practicing various stitches to create a sampler, which can be framed or made into a small purse.

sampler, which can be framed or made into a small purse.

Materials Fee: \$35

Minimum Experience Level Recommended: No Experience Required

642 Let's Spin Those Meat Sheep Kenneth Gossard - Willow Springs, MO



Workshop Description: Spinners often disregard some sheep breeds, as they are “meat sheep” thinking their wool would not be practical, pleasant to spin, or even usable. Those claims have been popping up more and more with the usage of social media. But those “meat sheep” when used for the

proper purpose, produce some excellent wool. They are often the ones you see alongside the road, with dark faces and white bodies. If one goes back into history, these breeds were the foundation of the hosiery market. Their crimp pattern does not want to be tamed in the fleece or the yarn. We will examine ways to process and spin these often forgotten/discounted wools. Learn how fun and easy they are to use.

Materials Fee: \$20

Minimum Experience Level Recommended: Beginner

643 Tips & Tricks That Will Blow Your Mind! Cori Eichelberger - Victoria, MN



Gaping buttonband - fixed buttonband

Workshop Description: A brand-new class to share tips and tricks related to 40 years of knitting. From decreases to estimating yardage, shaping sleeves, picking up ratios, hand exercises, and ways to make your stitches sing. This class will cover Tips from A to Z and Tricks from 1 to 50—a fun way to spend a couple of

hours learning. There will be time for questions regarding sticky spots in your knitting that you'd like solved.

Materials Fee: None

Minimum Experience Level Recommended: Intermediate



644 Nalbinding- One stitch at a Time! Kathy Sparks - Unionville, IN



Workshop Description: Traditional Viking Nalbinding is a simple but perplexing interlacement of yarns. Often mistaken for knitting or crochet, Nalbinding is not related to either but is a craft in its own right. This workshop will introduce students to the simple Oslo stitch, and after mastering this stitch, the students may be able to expand their stitching by learning additional stitches. Nalbinding is a craft learned by “one stitch at a time!”

Materials Fee: \$20

Minimum Experience Level Recommended: No Experience Required

645 Weave a Hexagon Jane Grogan - Madison, WI



Workshop Description: This class will introduce weaving a hexagon on a 4” wooden frame loom. The hexagon is one of nature’s most perfect shapes, and it is also fun to weave. The hexagon combines two styles of weaving—continuous strand and pin loom style. The woven pieces are fun to assemble in a variety of ways. The class project will be a three-piece hexagon basket. A loom will be provided for the class. If you wish to purchase one, the cost is \$45, payable to the instructor.

Materials Fee: \$5

Minimum Experience Level Recommended: No Experience Required

646 The Basics of Brioche Knitting 101 Kathy Krause – Oconto, WI



Workshop Description: Brioche is trending, so “Come on!”, let’s learn a new stitch! We will start with this specialty stitch that creates a double-sided fabric with loft, which means WARM and REVERSIBLE! Brioche is great for that single skein purchased while on vacation. In this class, the student

will learn the basics of Brioche Rib in both single-color and two-color. It is a great place to start or to practice skills with a helpful instructor nearby.

Materials Fee: \$5

Minimum Experience Level Recommended: Beginner

647 Drop Spindle - You Can Do It! Kim Specht - Monticello IA



Workshop Description: The infamous drop spindle is relaxing, portable, and inexpensive. It has spun the world's threads for thousands of years. Spindling is a great way to learn the mechanics of spinning, handling fiber, and experiment with new fibers. Spindlers have great control over drafting and the insertion of twists. While

students practice, we will talk about fiber preparation and the history and variety of spindles. Kim will demonstrate top and bottom-whorl suspended spindles as well as supported spindles. Several plying techniques will be discussed and demonstrated. Take the afternoon class (667) for a full day of Drop Spindle instruction!

Materials Fee: \$15
Minimum Experience Level Recommended:
No Experience Required

648 Hand Carded Tweed Blends Emily Wohlscheid - Battle Creek MI *VENDOR*



Workshop Description: Achieve wonderfully flecked, tweedy blends on the humble hand cards! While hand cards are not the speediest carded prep, they are one of the most portable and can yield excellent blends with the addition of effect fibers. Students will utilize silk noils, upcycled denim, yarn scraps, and more while ex-

amining how color and the right textures can enhance their resulting rolag samples.

Materials Fee: \$25
Minimum Experience Level Recommended:
No Experience Required

FULL CLASS INFORMATION WILL BE FOUND ONLINE
This includes experience level notes, what the materials fee covers, what to bring with you, any homework, class time, and class location

SATURDAY HALF-DAY AFTERNOON CLASSES:
1:00 pm – 4:00 pm
HALF-DAY CLASS = 3 hours - \$75

662 Fresh Fleece to Yarn Kenneth Gossard - Willow Springs, MO



Workshop Description: We'll dive into the world of fresh fleece just as they are picked up from the shearing floor. As each student works with their fleece, they can see and feel first-hand the different grades and qualities of the fleece. After evaluating the fleece and sorting it out for the projects, we'll look into the different techniques for

cleaning it with the least effort. Learn how the fleece grows and some common faults in fleece. Along with the reasons why those are faults and how to use the faults to your advantage.

Materials Fee: \$30
Minimum Experience Level Recommended:
No Experience Required

663 Introduction to Shuttle Tatting Cris Robinson - East Troy, WI



Workshop Description: Shuttle tatting is challenging but easy to master! In this introductory class, students will learn the double stitch and the magic of the 'flip' that turns knots into stitches. Students will leave the class understanding tatting, but most will need additional practice outside of class to become

adept at the basic stitch.

Materials Fee: \$10
Minimum Experience Level Recommended:
No Experience Required

664 One Skein Crochet Wonder Amanda Richards - Prairie du Sac, WI



Workshop Description: Create a cozy winter hat with this easy two-row repeat pattern. Students will learn how to chain stitch, single crochet, and half-double crochet. This is a beginner-friendly class that will leave you with a finished project.

Materials Fee: \$35
Minimum Experience Level Recommended:
Beginner

665 Patterns on the Pin Loom Jane Grogan - Madison, WI



Workshop Description: The 4" pin loom has recently renewed interest—partly due to its economy of size and cost. It does take many squares to make clothing or blankets, but many small projects are easy to make and assemble. The weaving is straightforward once the loom preparation (called warp-

ing) is mastered. There are easy patterns to stitch following a chart that can add interest to the basic weaving. The class project will be to make a couple of 4" squares with a pattern, such as a checkerboard, several stars, a tree, or a heart, and then to stitch the square to a notecard.

Materials Fee: \$5
Minimum Experience Level Recommended:
Beginner

666 The Basics of Brioche Knitting 101

Kathy Krause – Oconto, WI



Workshop Description: Brioche is trending, so “Come on!”, let’s learn a new stitch! We will start with this specialty stitch that creates a double-sided fabric with loft, which means WARM and REVERSIBLE! Brioche is great for that single skein purchased while on vacation.


In this class, the student will learn the basics of Brioche Rib in both single-color and two-color. It is a great place to start or to practice skills with a helpful instructor nearby. You can take both the morning and afternoon classes if you’d like!

Materials Fee: \$5

Minimum Experience Level Recommended: Beginner

667 Drop Spindling- Beyond the Single

Kim Specht – Monticello, IA



Workshop Description: Let’s take the following steps to increase your drop spindling skills. We will focus on two areas: spinning consistent yarns and plying. There’s much to cover, including techniques for handling your spindle and fiber, direction, angle, amount of twist (TWI, WPI,

grist), and balanced yarn. And plying – use of quills, Andean, plying from singles, even two ways to chain ply! This is a class for suspended spindling, but much of the information pertains to all kinds of spinning. Join us for demonstrations, plenty of guided practice, and lots of smiles.

Do you need to brush up on your Drop Spindling first? Take the morning class (647) to hone those skills!


Materials Fee: \$15

Minimum Experience Level Recommended: Beginner

FULL CLASS INFORMATION WILL BE FOUND ONLINE

This includes experience level notes, what the materials fee covers, what to bring with you, any homework, class time, and class location.

SUNDAY ALL-DAY CLASSES - 8:30 am – 3:30 pm
1-DAY CLASS = 6 hours - \$140



801 Beginning Spinning

Deb Jones – Black River Falls, WI



Workshop Description: Learn to turn wool into unique yarns! You’ll try many different spinning wheels during the class, learn the basic techniques to spin a single yarn, and create a two-ply finished skein. No previous spinning experience is required. This all-day workshop is designed for someone who

has never tried spinning! Spinning wheels will be provided.

Materials Fee: \$10-\$20

Minimum Experience Level Recommended: No Experience Required

802 Breed Study: Spinning Local Sheep Breeds of Wisconsin

Alejandra Sanchez – Mondovi, WI



Workshop Description: Spend the day with us exploring Wisconsin’s woolen landscape as we study and spin different sheep breeds raised locally on Wisconsin farms. In this breed study, we will learn about the history and culture of five sheep breeds and how they have historically contributed to the production of textiles. Students can

spin and process fiber from the five breeds, study the wool in its raw form, and view both knitted and woven sample swatches of each breed. This class is a wonderful blend of historical, visual, and tactile learning. Breeds we will study include Jacob, Leicester Longwool, Gotland, Scottish Blackface, and North Country Cheviot.

Materials Fee: \$35

Minimum Experience Level Recommended: Intermediate

803 Color Mixology and Value Study

Kathy Sparks - Unionville, IN



Workshop Description: For many years, I have wanted to offer my students an opportunity to dive deeply into a world of complex dyeing. Natural dyers often fall into the trap of thinking a source of color is only available to them in a single dye pot. This workshop will open your eyes to the fact that

not only can we over-dye to create color using botanical sources, but we can perform two colors and three mixes in the same dye pot, and dyers may also use techniques resulting in light, medium, and dark values in the same dye pot.

Materials Fee: \$40

Minimum Experience Level Recommended: Intermediate

804 Nuno Felted Double-Sided Scarf – Leaf

Mariya Gerhardt - Charleston, IL



Workshop Description:

In this workshop, students will learn how to make a Nuno felted double-sided scarf using a wet felting technique and extra fine merino wool roving, silk fabric, yarn, and viscose fiber. Yarn will be sealed between silk and wool fiber; this technique in Nuno felting is called lamination. We will use different types of yarn and viscose fibers for additional decoration. As a result of these techniques, students will have a unique leaf-like scarf with different designs on both sides.

Materials Fee: \$30

Minimum Experience Level Recommended:

No Experience Required

805 Wet Felted Sheep Scene with Border Collie

Justine Heinrichs - Cedarburg, WI



Workshop Description:

Create a bucolic scene using wool, silk, and locks! Students will learn how to blend colors and lay out wool and wet felt for most of the project. Then, we will use needle felting to add details to bring the scene to life.

Materials Fee: \$25

Minimum Experience Level Recommended:

No Experience Required

806 Woven Cardinal Quilt Block

Kelly Jones – Murphysboro, IL *VENDOR*



Workshop Description:

Learn continuous strand weaving and create your beautiful cardinal blanket or pillow. This class teaches you how to weave a 4" square and two matching triangles. We will work together on this pattern, weaving and seaming each piece together. Your block

can be used as a pillow front, wall hanging, or even the start of a beautiful quilt. The future design possibilities are endless with these three little looms.

Materials Fee: \$120

Minimum Experience Level Recommended:

No Experience Required



807 Introduction to Circular Sock Machine

Carmen Ballman – Eagle, WI *VENDOR*



Workshop Description:

Learn to use a circular sock machine (CSM). This class introduces knitting on a CSM commonly used for making socks. This class will get you started on cranking. We will mark our cylinders, talk about tension and yarn delivery and types of yarns, and make beginner projects. Please bring your own CSM or

rent one (\$40).

Materials Fee: \$20

Minimum Experience Level Recommended:

No Experience Required

808 Create Your Own Block Print For Leather and Tote Bag

M Theresa Brown – Franklinton, NC



Workshop Description:

Create your design from an easy-to-carve printmaking block and print onto a cotton canvas tote bag and sheep leather! Learn the fundamentals of block printing, including how to transfer a simple design onto your block, how to use a Speedball multi-blade tool to carve the design easily, and how to ink

your design to imprint onto paper and then onto a canvas tote bag. Students will leave with their own 14"x 10"x 2" cotton tote bag imprinted with their design, an 8"x10" sheep leather sample, their handcrafted rubber block print stamp (that can be used on additional surfaces such as wool and silk) and several hand stamped prints on paper.

Materials Fee: \$35

Minimum Experience Level Recommended:

No Experience Required

809 Farm and Garden: Milk-Based Herbal Soap Making

Linda Conroy – Edgerton, WI *VENDOR*



Workshop Description:

We will start learning the basics and dive into a hands-on experience, making soap you will take home. We will make soap with herbs from the garden and fresh goat's milk. The instructions will include information on herbs for topical application and how to add them to soap. We will make both hot and cold

process soap and try our hand at hand milling, felting, and adding loofah sponges to soap. Participants will go home with soap made in class and instructions and recipes for making soap at home. Includes instructions on the hot and cold process of soap making, hand milling, and felting.

Materials Fee: \$35

Minimum Experience Level Recommended:

No Experience Required

FULL CLASS INFORMATION WILL BE FOUND ONLINE

This includes experience level notes, what the materials fee covers, what to bring with you, any homework, class time, and class location.

SUNDAY HALF-DAY MORNING CLASSES -

8:30 am – 11:30 am

HALF-DAY CLASS = 3 hours - \$75

841 Macrame Market Bag

Heather Macali- Farmington Hills, MI *VENDOR*

**Workshop Description:**

This beginner macramé workshop will cover basic macramé knots, including the lark's head knot and square knot. You will also have a variety of colored macramé rope to choose from to create your market or reusable bag.

Materials Fee: \$40

Minimum Experience Level Recommended:

No Experience Required

842 Low-Cost Fiber Prep

Kenneth Gossard - Willow Springs, MO

**Workshop Description:-**

So, you have gotten your new spinning device, but your budget does not allow you to purchase all the necessary tools to prepare your fiber. This class will cover ways to spend very little money on fiber preparation. We will start with raw fleece and end with fiber prep that is easy to

spin, thus allowing you to get woolen or worsted yarns out of the preparations. These techniques can be used for fiber for felting. This way might be a little more labor-intensive, but you will find joy.

Materials Fee: \$20

Minimum Experience Level Recommended:

No Experience Required

843 Turkey Wing Whisk Broom

Bev Larson - Lafayette, IN *VENDOR*

**Workshop Description:**

Create your beautiful whisk broom using old-school methods with a modern twist. The turkey wing whisk is one of the oldest corn brooms in the United States. You will have a choice of cord colors and plaiting material.

Materials Fee: \$30

Minimum Experience Level Recommended:

No Experience Required

844 Granny Squares

Amanda Richards - Prairie du Sac, WI

**Workshop Description:**

Learn how to read crochet charts and create beautiful granny squares. There are so many uses for these squares. Your instructor will show you how to turn them into just about anything.

Materials Fee: \$20

Minimum Experience**Level Recommended:**

Beginner

846 Handwoven Couture: Seaming and Finishing for Handwoven Fashion

Julie A Benac - Munroe, MI *VENDOR*

**Workshop Description:**

Are you ready to turn your weaving into beautiful fashion garments? Are you terrified to cut your handwoven fabric? Conquer your fears in this workshop, where we will look at garment designs based on simple shapes that are perfect for narrow handwovens, and we will learn the

seaming and finishing techniques to create one-of-a-kind pieces from your fabrics! We will build a sample book of seaming techniques that you can refer to when creating future fashion. We will also talk about the magic of bias and how beautifully narrow handwoven drapes are placed on the diagonal in these gorgeous designs that only look complicated! You'll feel confident cutting and sewing your handwoven fabrics with these techniques and have great ideas for garments that are perfect for these beautiful fabrics.

This class can be taken alone or with class 866 for a full day of handwoven sewing skills.

Materials Fee: \$15

Minimum Experience Level Recommended:

Beginner



847 Needle Felted/Mixed Media "Spoolies"

Diane Bubolz – Juneau, WI



Workshop Description:

Create fun, whimsical decorations to display or gift called "Spoolies." To make a spoolie, we needle-felt a tiny snowman, Christmas tree, pumpkin, bat, or ghost. We'll add bits of tulle, buttons, charms, ribbons, scrapbook papers, etc., to a vintage wooden thread spool, then attach

your felted creation to make your spoolie. Students will get wool, wooden spools, and all other supplies needed to make two spoolies. We will all start with the snowman, and your second spoolie will be your choice of tree, pumpkin, bat, or ghost. A foam pad and felting needle will be included, as well as glue, wire, and miscellaneous supplies to complete your spoolies.

Materials Fee: \$15

Minimum Experience Level Recommended:

No Experience Required

848 Eek...Steeks!

Mary Germain - Shorewood, WI



Workshop Description:

Fair Isle and other two-color techniques usually call for using a steek or bridge in your knitting. Bridges aren't scary, but you must "jump off the bridge" and cut the steek. This can seem overwhelming. Learn how to set up and knit a steek, then how to finish it off and cut it without fear.


Materials Fee: None

Minimum Experience Level Recommended:

Intermediate

849 Majoring in Mosaics

Kathy Krause – Oconto, WI



Workshop Description:

What is mosaic knitting? With the recent surge in mosaic shawl and sweater patterns, we will explore the ins and outs of this intriguing, fun colorwork technique. Did you know mosaics can be "mapped" onto any pattern? With simple instructions, you will leave with skills that

will impress even your mother-in-law! No student is left behind. Get ready for an exciting class where you'll dive into the world of mosaic knitting! You'll master key terminology, learn how to effortlessly carry yarn up the sides of your project, and perfect your slip stitch technique. We'll explore how to read basic mosaic charts, unlocking the potential for stunning designs. Plus, we'll tackle tricky spots in the "Pressed Flower" pattern together! Bring

your pattern if you'd like (optional), and prepare for a fun, hands-on experience!

Materials Fee: \$5

Minimum Experience Level Recommended:

Beginner

FULL CLASS INFORMATION WILL BE FOUND ONLINE

This includes experience level notes, what the materials fee covers, what to bring with you, any homework, class time, and class location.


SUNDAY HALF-DAY AFTERNOON CLASSES-

12:30 pm – 3:30 pm

HALF-DAY CLASS = 3 hours - \$75

861 Drop Spindling Beyond the Single

Kim Specht, Monticello IA



Workshop Description:

Let's take the following steps to increase your drop spindling skills. We will focus on two areas: spinning consistent yarns and plying. There's much to cover, including techniques for handling your spindle and fiber, direction, angle, amount of twist (TWI, WPI, grist), and balanced yarn.

And plying – use of quills, Andean, plying from singles, even two ways to chain ply! This is a class for suspended spindling, but much of the information pertains to all kinds of spinning. Join us for demonstrations, plenty of guided practice, and lots of smiles.

Need to brush up on your drop spindling? Check out class 569 or 647 for a beginning spindle class- Drop Spindling- You Can Do It!


Materials Fee: \$15

Minimum Experience Level Recommended:

Beginner

862 Hand carding

Kenneth Gossard - Willow Springs, MO



Workshop Description:

Have you ever not gotten the results that you wanted from handcarding? Does hand carding take too much effort and time to get finished? We will cover the principles that make hand carding enjoyable and fast. How do you choose wools to hand cards, and what carders

are needed for those types of wool? Along with the preparation of the wools to give you hand carding success! Learn how to prepare woolen and worsted styles with hand cards, how to blend them, the proper amount to use, and get different color blending effects. For many, once they get used to using hand cards, that is the preparation of choice.

Materials Fee: \$20

Minimum Experience Level Recommended:

Beginner

863 Corespun Plus!

Emily Wohlscheid - Battle Creek, MI *VENDOR*



Workshop Description:

Enhance your core spun yarns through experimentation and play! Students will explore using alternative cores for extra texture, auto wrapping, and plying techniques to achieve yarns with bold character and sound structure. Get ready to be delighted with a playful spin!

Materials Fee: \$25

Minimum Experience Level Recommended:
Intermediate

864 Sushi Amigurumi

Amanda Richards - Prairie du Sac, WI



Workshop Description:

Create four (4) cute amigurumi sushi. This sushi can be turned into magnets, keychains, catnip toys, and more. They work up quickly and are a great stash buster for scrap yarn.

Materials Fee: \$20

Minimum Experience Level Recommended:

Beginner

866 The Artisan Handbag: Fashion Totes and Bags from Handwoven Fabrics

Julie A Benac - Munroe, MI *VENDOR*



Workshop Description:

Refresh and hone your sewing skills by creating one of three elegant handbag designs while learning new techniques for handling handwoven fabrics! Students will learn handbag construction in this class, including interfacings, hardware, zippers, linings, and leather touches.

Students will bring handwoven fabrics to accompany our class kits, which includes all hardware, interfacings, and leather to complete a bag.

This class can be taken alone or with class 846 for a full day of handwoven sewing skills.

Materials Fee: \$25

Minimum Experience Level Recommended:
Beginner

867 Mystery of the Roman Dodecahedron Solved?

Greg Francisco - Paw Paw, MI *VENDOR*



Workshop Description:

A dodecahedron is a 12-sided shape. A Roman Dodecahedron has a knob on the corner of each face. Roman Dodecahedrons are found at dig sites scattered around today's Great Britain and northern Europe. No one knows what they are or what they were used for. The Romans left an extensive written record, but on Roman Dodecahedrons, the Romans left not a single written word. Recently, a fiber artist in Massachusetts proposed a promising theory. She believes Roman Dodecahedrons were tools used for Viking Knitting. Viking Knitting refers to intricate, tightly woven gold wire braids. In this class, students will learn how to use a Roman Dodecahedron to make Viking Knit braids. Rather than 14-carat gold or silver, we'll be using golden-colored aluminum wire and waxed sail twine. Students will learn and practice several designs. At the end of the class, students may purchase a Roman-style Dodecahedron.

Materials Fee: \$5-\$30

Minimum Experience Level Recommended:
No Experience Required

869 Picking Up Stitches

Kathy Krause - Oconto, WI




Workshop Description:

Have you been eyeing that advanced knitting pattern but feel held back? Are you dreaming of knitting the sweater pattern you bought on vacation but can't quite get past the fear of picking up stitches for the button band and collar? This class is here to banish the scary and the unknown from picking up stitches once and for all! We'll dive in with hands-on samples, and by the end of the class, you'll have the confidence to take home and get started. No student is left behind!

Materials Fee: \$5

Minimum Experience Level Recommended:
Beginner



Dependable American yarn, hand-dyed.

Try SPROUT

Our Custom Made blend of
Washable USA Merino Wool
+ 10% Nylon (for added strength)

It's pretty much the only
yarn we have.



**fiber
seed**

American yarn
Since 2012

shop online
thefiberseed.com





YARN & FIBER
MADE TO INSPIRE



COUNTRY STORE EAST 601-2

Bumblebee Acres

BUMBLEBEEACRES.COM



CREATIVE
PATTERNS &
ESSENTIAL TOOLS

WISCONSIN MAKE IT WITH WOOL COMPETITION

SATURDAY – ACTIVITY CENTER

Entry Deadline – August 22

A YOUTH SWEEPSTAKES ACTIVITY!

The Wisconsin Make It With Wool (WI MIWW) competition is open to all Wisconsin residents and anyone interested in fiber arts fashion and creative design using wool or wool blend fabrics and fibers. MIWW is sponsored by the Wisconsin Sheep Breeders Cooperative and is guided by the National Make It With Wool Program.

Two competitions to enter!

Garment & Novelty

In the garment competition, contestants select wool fabrics and/or yarns to construct a garment and will model their garment at the WI MIWW Style Show. Contestants may spin their own yarn, weave their own fabric and may receive instructions from parents, teachers, or advisors. All items entered in competition must be completed after the previous year's competition. Winners of the Junior and Senior divisions compete at the National Make It With Wool Competition in Reno, Nevada on January 29-31, 2026. Novelty contestants may enter both Wearable and Non-Wearable divisions.

INFORMATION - HOW TO ENTER:

WisconsinSheepAndWoolFestival.com - Competitions
- Make It With Wool, or contact: Lorrie Riemer at 262.512.0094 or Terri Dallas at 715.304.9483 or terri.dallas29@gmail.com. Entry deadline, postmarked by August 22, 2025.



Preliminary Saturday Competition Schedule

8:00 am - 9:00 am	Registration, Activity Center Lobby
9:00 am - 11:00 am	In-person Judging
11:00 am - noon	Construction Judging
Noon - 1:00 pm	Luncheon
1:00 pm - 1:30 pm	Style Show Practice
2:00 pm - 3:15 pm	Style Show & Awards Presentation

Thank you to our sponsors:

Wisconsin Sheep & Wool Festival,
Wisconsin Sheep Breeders Cooperative,
Pendleton, M&R Sewing and Vacuum,
Orange Kitten Yarn, Jefferson County
Farm Bureau, and Jefferson County
Agri-Business Club.



2024 Garment Winners



Preteen
Abigail Schultz



Junior
Lucy Johnson



Senior
Elizabeth Colwell



Adult
Theresa Braun

WALK & KNIT - AND - WALK & CROCHET RELAY RACE

Saturday 4:30 PM – (See Location 13 on Festival Map)

The Walk & Knit and Walk & Crochet Relay Race was inspired by a similar team-relay race that takes place in Estonia known there as Kāi ja Koo and is now a favorite of festival goers! If you knit or crochet, join in the fun and put a team together for this friendly, fast-paced, walking and knitting – or walking and crocheting - event. OR sign up individually and we can put a team together for you. Proceeds from this event will support youth activities related to wool. But if you can't walk and chew gum at the same time, come and watch as teams take on the challenge of knitting/crocheting while walking and cheer on your favorite team as they make their way through a variety of new obstacles this year. Curious? Form a team and find out what they are!

Over \$2000 in prizes donated in 2024 by our amazing Country Store vendors!



FOR COMPLETE RULES AND HOW TO ENTER

Go to: WisconsinSheepAndWoolFestival.com

COMPETITIONS

Walk & Knit/Walk & Crochet Relay Race



**FRESH LOTUS
DESIGN**

CLOTHING TEXTILES
YARN FIBER

FRESHLOTUSDESIGN.COM

join our community and make our stories part of your story



20% off subscription offer code: WSFSUBSCRIBER25

@selvedgemagazine
www.selvedge.org

*Live Inspired, Stay Connected,
Thrive in Your Life*

with BRAVA Magazine

**Claim a one year
complimentary
subscription now**



BRAVA
MAGAZINE

Follow us   
bravamagazine.com



SUSAN'S FIBER

Yarn • Fiber • Spinning Wheels

Since 1979

Prepare Your Fiber



Ashford Blending Board



Ashford Wild Drum Carder



Majacraft Fusion Engine Drum Carder

Spin-A-Yarn



Ashford e-Spinner



Lendrum Folding Wheel



Majacraft The Rose



Schacht Lady Bug



Kromski Sonata



Ashford e-Spinner
Super Jumbo



Louet Victoria

Contact Susan's Today To Get Started!

Felt • Spin • Weave • Knit

www.susansfiber.com • Columbus, WI • 608-575-1470

OPEN & SHETLAND HANDSPUN SKEIN COMPETITION

Sunday - Activity Center

Judging - Sunday - 9:00 am

Categories Include:

- Shetland
- Llama
- Alpaca
- Other Wool
- 100% Other (i.e. dog, camel, goat, Angora)
- Blended Fiber
- Novelty

For complete rules information and how to enter:

Go to: wisconsinssheepandwoolfestival.com



Click on: Competitions-Open & Shetland Handspun Skein Competition

Print off entry form: Complete entry form and bring to check-in with your entry fees

Entry Fee: \$5.00 per skein

Awards & Premiums

1. Ribbons awarded to 1st and 2nd places in all classes, lots and categories.
2. Monetary award to 1st and 2nd places in all classes, lots and categories.
3. All 1st place monetary award winners will be combined for a single Best in Show Award.
4. First Place - \$10.00
Second Place - \$5.00
Best in Show - \$25.00
5. Premiums sponsored by Wisconsin Sheep & Wool Festival.





GRAFTON YARN STORE

Located in the Historic Arts Mill
1300 14th Av
Grafton WI

262-377-0344

Tues-Weds 10-5
Thurs 10-7
Fri-Sat 10-4



Your one-stop source for high quality yarns and supplies.

We are dedicated exclusively to fulfilling the needs of
Knitters and Crocheters.

The yarns, patterns, books, and accessories are of the finest
quality, all hand-picked by Owner, Doreen Marquart.

Monday, Wednesday, Friday & Saturday: 9:00 a.m. – 5:00 p.m.

Closed Sunday, Tuesday, & Thursday

Online Ordering/Shipping & Curbside Pick-up is also available!



W9034 County Road A (Richmond Township)

Delavan, WI 53115

608-883-9922

www.needlesnpinsyarnshoppe.com

doreen@needlesnpinsyarnshoppe.com



ADULT DESIGN CHALLENGE COMPETITION

Judging - 9:00 am Sunday

Activity Center

Make a Statement – Naturally!

Open to all! Unleash your inner fashion design skills. Clothing and accessory entries must be original designs, and can be woven, crocheted, felted or knitted, and the material can be any natural fiber. (All finished entries must be a minimum of 75% natural materials.)

CATEGORY I – “WEARABLES”

GRAND PRIZE - \$100

Sponsor: Wool, Warp & Wheel

Booths 814 - 817 Country Store East

SECOND and THIRD PLACE WINNERS

\$40 and \$25 gift certificates

Sponsor: Washington County

4-H Wool Spinning Project

CATEGORY II – “NON-WEARABLES”

GRAND PRIZE - \$100

Sponsor: Hook & Shuttle

Booths 622 - 623 Country Store East

SECOND AND THIRD PLACE WINNERS

Cash awards of \$40 and \$25

Sponsor: Snyder Spindles


Booth 613 - Country Store East

FOR COMPLETE INFORMATION & HOW TO ENTER

Go to: wisconsinssheepandwoolfestival.com

Select: COMPETITIONS - ADULT & YOUTH DESIGN CHALLENGE

Open to residents of any state. Wisconsin Make it With Wool (MIWW) contestants are encouraged to enter, however, this competition is not affiliated with the national or Wisconsin MIWW competition.



8TH ANNUAL YOUTH DESIGN CHALLENGE COMPETITION

Make a Statement – Naturally!

Clothing and accessory entries must be original designs, and can be woven, crocheted, felted, knitted or other and the material can be any natural fiber. (All finished entries must be a minimum of 75% natural materials.)

AGE CATEGORIES (As of January 1, current year)

CLASS 1 - Ages 5-11

CLASS 2 - Ages 12-17

1st place \$30 - 2nd place \$25

1st place \$40 - 2nd place \$30

Sponsor: Spry Whimsy Fiber Arts

Booths 113 - 115 Country Store West

FOR COMPLETE INFORMATION & HOW TO ENTER

Go to: wisconsinssheepandwoolfestival.com

Select: COMPETITIONS - ADULT & YOUTH DESIGN CHALLENGE

Open to residents of any state. Wisconsin Make it With Wool (MIWW) contestants are encouraged to enter, however, this competition is not affiliated with the national or Wisconsin MIWW competition.



SUZOO'S WOOL WORKS

at The Sheepwalk Ranch

Farm to Fiber Arts Experience in the Texas Hill Country

Heritage Wool Breeds • Fiber Mill + Shop • Classes + Tours

Home of TEXAS WOOL WEEK

Brown Sheep • Kraemer Fibers • Wool Fabrics • Hand Dyed Yarns & Fabrics



www.TheSheepwalkRanch.com

SHEEP TO SHAWL SHOWCASE

Sunday – Activity Center – 9:00 am

What is Sheep to Shawl?

This non-competitive event will showcase teams of up to twelve (12) fiber artists preparing washed fleece for spinning, spinning wool yarns, and weaving a shawl from the yarns, all within 4 ½ hours. We welcome new and experienced teams for this no-stress, fun, team experience to promote wool and the fiber arts to the public. This year's theme will be "Grandma's Garden" if your team would like to add extra fun and challenge to your participation.

The Fleece

The only shawl requirement is that warp and weft yarn must be 100% sheep wool of any breed(s). Warp can be commercial or handspun, natural colored or hand-dyed, but it must be 100% wool. Each team will provide fleece for weft fiber. It can be washed and dyed but should not be picked or prepared in any other way prior to the event beginning. Teams can use any process for preparing weft fiber, including picking, flicking, hand carding, combing,

and/or drum carding. Weft yarns can be singles or plied.

When?

9:00 am – Showcase event begins

Teams must always have members working in their space throughout the event. Team members can rotate in and out for breaks and lunch

1:30 pm – Teams should remove their shawls from the looms by this time. (Don't worry if you don't finish! Remove what you have and be proud of your team effort!)

Each team will give a five-minute presentation on their shawl to the audience.

Awards

The following recognitions will be given:

- People's Choice – selected by ballot of the public observers for overall team impression
- Educational Display – selected by ballot of public observers for the best

educational display

- Grandma's Garden theme award – chosen by the event coordinators
- Other recognitions may be given at the discretion of the event coordinators
- Teams receiving the above recognitions will receive award ribbons
- All Showcase participants will receive a Showcase printed duffel

THANKS TO OUR GENEROUS SPONSORS!

Please visit the website to learn more.

ENTRY FEE: \$25 per team
Deadline to Enter – August 15

How to Register?

FOR COMPLETE INFORMATION
& HOW TO ENTER

Go to:

wisconsinssheepandwoolfestival.com

Select: COMPETITIONS - SHEEP TO SHAWL

Questions? Contact Deb Jones,
deb@fibergarden.com.



Yarn

Berroco
Cascade
Ella Rae
Isager
Juniper Moon
Malabrigo
The Fibre Co.
Universal
Rauma
and many more!

Chiaogoo & KnitPro
Needles

Socials:

Wednesday 4:30-7:00

Fridays 10:30-1:00



Spry Whimsy
FIBER ARTS

**Join us for World Wide
Knit in Public Day on the
Second Saturday of June!**

168 W. Main Street
Stoughton, WI 53589
608-239-0809
www.sprywhimsy.com

Over 70 colors of
Maori Wool for
Needle Felting!

Over 50 colors of 19
micron Merino Wool
for felting or
spinning.

Classes

Spinning
Knitting
Crochet

Wet and Needle Felting
Rigid Heddle, Tablet and
Frame Loom Weaving

*You Now Have a Choice
for Sheep Nutrition!*



Bill Keough • "bk" Sheep Nutrition Services
Division of Bear Lake Enterprises • Manawa, WI
PHONE 920-428-5712 (cell)
EMAIL bksheep@wolfnet.net
www.bksheep.com

Nutrition that Works!

"Big" companies sell the same few products to everyone.

Custom-formulated "bk" Sheep products & services are used by nationally-known purebred, show lamb, commercial & dairy sheep producers!

- *Ration balancing*
- *Nutrition consulting*
- *Mineral and grain mixes formulated specifically for your flock's needs*
- *"bk" Sheep Vitamin/Trace Mineral products at affordable prices*



yarns • textiles • classes

2709 N. 92nd Street
 Milwaukee, WI 53222
 414.302.1849
 info@fiberwoodstudio.com
 fiberwoodstudio.com

T-W-R 10-4 Sat 10-2



PASKEY SUFFOLKS

Shelby, Scott & Lisa Paskey
 5213 Co. Hwy. TT.
 Cottage Grove, WI 53527


Farm: (608) 837-3725 Cell: (608) 669-3996

Quality Suffolk Sheep * Excellence is our goal

Certified Scrapie Free 2012

Export Certified 2016

Four Crows Fibers



Dyeing beautiful colors inspired by nature in the hills and valleys of the Driftless Area of Wisconsin

<https://www.fourcrowsfibers.com>
 Instagram & Facebook: @fourcrowsfibers

VISIT US AT BOOTH 701-E



Handcrafted Hexagonal Needles



www.IndianLakeArtisans.com



Blackberry Ridge

Woolen Mill, LLC

www.blackberry-ridge.com


3776 Forshaug Road, Mt. Horeb, WI 53572

Spinning for You Since 1988

Coming Soon

Return to Full Processing

Check Our Web Page for Updates



**FLAXEN
FLEECE**

Visit us online or in store and *save 15%*
off your order by mentioning this ad or
use code **SW2025**.

800 Water St. • Sauk City, WI 53583



www.flaxenfleece.com



**•THE GREAT•
WISCONSIN
QUILT
SHOW**

CREATE. LEARN. CELEBRATE.

Sept. 4-6, 2025

Alliant Energy Center
Madison, Wis.

quiltshow.com

PBS Wisconsin **NANCY ZIEMAN**
Quilt Creations PRODUCTIONS

**EWESFUL
GIFTS**

WWW.EWESFULGIFTS.COM



THE RIGHT PLACE FOR WOOL SWEATERS,
HOME ACCENTS, SHEEP CHRISTMAS CARDS,
STUFFED ANIMALS, SOCKS, AND MORE...

920-296-0326

BOOTH 111-112T



MASS Shetland Fleece Show

Public
Welcome!

Sept 5 - 7, 2025

Building 4 (West Exhibit Building) - A Youth Sweepstakes Event

JUDGING

Denise Playfair, Kelso, Scotland, UK
Friday - 10:00 am

PREMIUMS

Each Class: 1st - \$15 2nd - \$12
3rd - \$10 4th - \$7

MASS FLEECE SALES

Silent Auction: Friday 1:30-2:30 pm
Private Treaty: Friday 3-5 pm
Saturday 9 am - 5 pm

CHECK-IN SCHEDULE *

Thursday - 5-6 pm
Friday - 8-10 am

FOR FULL CLASS LIST, MORE INFORMATION AND TO ENTER:

Go to: WISCONSINSHEEPANDWOOLFESTIVAL.COM

Click on: COMPETITIONS - SHETLAND (MASS) FLEECE SHOW & SALE

(Please visit our MASS Facebook page for updates on times for sales)

* Exhibitors needing special accommodations for fleece check-in, contact Show Chair: Greg Padgett - farmer@plaidperch.com

Mountain Mohair



Spinnery.com



Your fiber journey starts at..

The **WOOLERY**®

Your destination for all things weaving, spinning, ,
knitting, rug hooking and more!

www.woolery.com



Wool, Warp & Wheel



Join us in our booth as we display our “Warehouse of Yarns”

We offer the best yarns, fiber, and tools from all over the world for today’s fiber artists.

Our shop is located at 5605 Mill Street in Richmond, IL, and is open September 15 thru May 1.

Wed & Thurs 11-9, and
Fri-Sun 11-5

5605 Mill Street, Richmond, IL 60071

(815) 678-4063

OPEN FLEECE SHOW & SALES

Building 4

A destination for exhibitors and handspinners from across the country, the Open Fleece Show has premium quality fleeces to fit every need with a knowledgeable volunteer staff to help you!

Judging

Saturday – 9:30 am

- Judge Letty Klein, Kalamazoo, MI

Fleece sales

Saturday – 6:00 – 7:00 pm – Silent Auction

Sunday – 8:30 – 3:00 Private Treaty

For complete information and How to Enter

WisconsinSheepAndWoolFestival.com

Competitions – Open Fleece Show & Sales

Thanks to the Gotland Association for their sponsorship!

Gotland Division


Gotland Sheep Breeders Association
of North America

1st \$100

2nd \$75

3rd \$50

4th \$25



Patty Reedy - Sheep Enabler

Rainbow Fleece Farm

Breeding Stock Available – Blue
Face and Leicester Longwool,
CVM/Merino Crosses

*Happy designer sheep who create the
natural color rainbow*

Rainbowfleece@gmail.com

(H) 608-527-5311

Facebook.com/rainbowfleecefarm

www.rainbowfleecefarm.com

Come visit us at 811-812 East Barn!

JUNIOR FLEECE SHOW

Building 3 – South End

– Skillathon

A Youth Sweepstakes Activity



CLASSES

Fine Wool Type (Merino, Rambouillet, Targhee, etc.)
Medium Wool Type (Columbia, Corriedale, Polypay, etc.)
Long Wool (Romney, Lincoln, Border Leicester, etc.)
Meat Breed (Hampshire, Suffolk, Dorset, etc.)
Other (At discretion of the judge)

ENTRY FEE - \$5 per fleece – cash day of show. Cash will be paid back, class winners minimum.

CHECK IN - Deliver fleeces to and check in at the Skillathon area by NOON Saturday.

JUDGING - Saturday afternoon. Placing will count toward Youth Sweepstakes.

THANKS TO OUR SPONSORS!

JHT LIVESTOCK – OVERALL CHAMPION FLEECE
LYNNETTE TAYLOR – RESERVE JUNIOR FLEECE

Waupun Veterinary Services



- Laparoscopic artificial insemination
- Breeding soundness exams
- Semen collection
- OPP/Johne's testing in-house
- Fecal egg counts in-house
- Ultrasound & blood pregnancy



WVS
Est. 1958

Waupun Veterinary Services

920-324-3831
www.waupunvet.com
office@waupunvet.com

Your Progressive Veterinary Partner

Cutler Fence - LLC



**2670 County Road N,
Milladore, Wisconsin 54454**

Call to order 715-305 5671, stop in to buy, email

rcutler@tznet.com

- Estimates
- Installations Services
- DIY installation training
- Pounder rental
- Supplies available at Cutler Fence
 - Posts- pine (CCA treated), cedar, locust, tamarack
 - Bekaert Wire-4 pt barb, woven, 170 K high tensile
 - Gallagher- electric fence, livestock weighing EID, data management
 - Kencove- electric fence
 - Pasture Water- Plasson, Watts, Cresline pipe, Kiwi
 - Winter Waterers -JUG and Cobett

Call to order 715-305 5671, stop in to buy, email rcutler@tznet.com

PEN OF THREE COMMERCIAL CARCASS EVALUATION

SUNDAY – BUILDING 8

Supported by the Wisconsin Sheep Breeders Cooperative, The Pen of 3 Evaluation is designed to provide both a live evaluation and definitive carcass data to any producer wishing to improve flock genetics.

Join producers, processors and industry representatives for a marketing roundtable on Sunday following the live evaluation.

HOW THE PEN OF 3 WORKS!

- Participants enter a pen of 3 lambs at the Wisconsin Sheep & Wool Festival.
- Lambs are evaluated in their pens at 10 am Sunday. Live rankings
- All lambs will be harvested and carcass data taken at UW-Madison Meats Lab.
- Carcasses ranked as a Pen of 3.
- Carcass ranking, along with data and indexing will be listed online -www.wsbc.com.
- Payments of lambs and rankings will be mailed directly to participants.

"The Pen of 3 is evaluated by the University of Wisconsin Madison and can be used as a tool by a sheep breeder. The information received can be used to select a sire and also to set up a feeding program for your lambs." Ralph Giorno, Whitewater, WI.

For complete information & how to reserve a pen:

Go to www.wisconsinssheepandwoolfestival.com
Click on: Fiber Arts/Producer Education => Producer Education => Pen of 3

Reserve a Pen: Membership in Wisconsin Sheep Breeders Co-op required. To join go to www.wsbc.com – membership application.

Entry deadline – labor Day
(or until pens are filled)

Questions?

Contact Coordinator:
Lisa Paskey 608-669-3996,
email : lrpaskey@gmail.com



LIVE EVALUATION – 10:00 AM

Thank you to our sponsors!



on the farm ~ in the market ~ working together
Equity Cooperative Livestock Sales



PASKEY SUFFOLKS

Shelby, Scott & Lisa Paskey
5213 Co. Hwy. TT.
Cottage Grove, WI 53527



WATERLOO AG-SERVICE

(920) 478-3672
HQR7675@live.com
N8661 Island Church Road
Waterloo, WI 53594


Owners: Jeremy & Monica Hepp

For all your livestock, pet, bird feed and equipment needs. Come & graze with us on what we have to offer.




PRODUCER EDUCATION

REGISTRATION NOT REQUIRED – THE PRODUCER EDUCATION PROGRAM IS FREE
Check WisconsinSheepAndWoolFestival.com for schedule, location and session details.



Friday	Saturday	Sunday
9:00a-11:00a Building 3 Subclinical Mastitis & Dairy Sheep Survey Results <i>Dr. Sarah Adcock & André Aguiar Zambon</i>	9:00a-10:00a Building 3 Breeding for Parasite Resistance <i>Cherrie Nolden</i>	9:00a-10:00a Building 3 Record Keeping <i>Carolyn Ihde</i>
10:00a-Noon Building 8 Hall of Breeds Tour <i>Holin Kennen</i>	10:30a-12:30p Building 3 Protecting Small Ruminants with LSGs <i>Cherrie Nolden</i>	10:30-11:30a Building 3 Scrapie Grant Session <i>Carolyn Ihde</i>
1:00p-3:00p Building 3 Small Ruminants in Silviopasture <i>Diane Mayerfeld & Cherrie Nolden</i>	1:00p-2:00p Building 8 Practical Tips for Sheep Management <i>Todd Taylor</i>	10:00a-3:30p Building 8 Pen of 3 Evaluation & Round Table
3:00p-4:00p Building 10 Rotational Grazing of Shetland Sheep <i>Greg Padgett</i>	2:30p-3:30p Building 3 Intro to Gotland Sheep <i>Michele Potts</i>	12:30p-1:30p Building 3 Forage Analysis <i>Dan Smerchek</i>
4:00p-4:30p Building 10 Basic Shetland Sheep Genetics Primer <i>Garrett Ramsay</i>	3:30p-4:30p Building 3 Copper Toxicity <i>Mark & Marie Kjorlie</i>	



Holin Kennen will lead the free Hall of Breeds Tour for Fiber Folks on Friday, 10:00 to Noon. Learn from a fleece judge about the many different types of fibers, what each is best suited for and insights on working with raw fleece.

MAKE IT WITH WOOL RAFFLE QUILT

Sunday, September 7 at 3:00p

Activity Center

Support Make it With Wool! \$5 a ticket. Grand Prize: Queen Size Wool Quilt.

All proceeds to benefit Make it With Wool. Need not be present to win.

Best wishes to all
competitors!



www.cotswoldacra.com



Wisconsin
Sheep & Wool
Festival



Festival Apparel

T-Shirts, Sweatshirts,
Totes

Country Store-West

North America Dairy Sheep Association

A new association for Dairy Sheep owners, with an open herd-book to build value in your flock! NADSA establishes & maintains herdbooks and issues certificates of registration and recordation of dairy sheep. Registering dairy sheep with full pedigrees (dam & sire with known pedigrees) or dairy sheep with partial or no pedigree. Open to any sheep breed or cross used for milking!

New for **2025**—Milk Star Program & the first Dairy Ewe classes at the Wisconsin Sheep & Wool Festival!



A New Association for Dairy Sheep Owners!
Supporting Dairy Shepherds &
Elevating Standards in Dairy Sheep

Become a Member Today!

www.northamericadairysheep.org
E-mail: northamericadairysheep@gmail.com

PROFILES SHOW SUPPLY

CALL US FOR ALL YOUR
SHOW SUPPLY NEEDS

SUE: 715-590-4660
ALAN: 920-344-1235

W460 SYDD RD.
COLUMBUS, WI 53925

BLADE SHARPENING
&
CLIPPER REPAIR



WSWF SHEEP SHOW SPONSOR

Subscribe!



THE SHEPHERD

A guide for sheep and farm life

12 month subscription - \$30 USD

online at: www.theshepherdmagazine.com or mail check to:

The Shepherd | PO Box 443 | Lisbon, OH 44432

Name: _____

Address: _____

City: _____ State: _____ Zip: _____

Breeding & Reproduction • Nutrition • Animal Husbandry • Management • Wool
Disease & Parasites • Pasture Management • Marketing • Feeding Strategies • Industry Resources
Research & Development • Lambing/Kidding • Cooking • Guardian Animals • Breed Profiles

Come running to the Wisconsin Sheep and Wool Festival for the first annual *NATIONAL GOTLAND SHEEP AND WOOL SHOW!*



**Sponsored by Gotland Sheep Breeders Association of North America
www.gsbana.org**

Join us to view Gotland sheep and fleeces and to learn about this amazing breed of sheep!

- **Friday Afternoon-Open Gotland Sheep Show**
- **Friday Evening-Gotland Breeders' Meet and Greet**
- **Saturday AM-Open Gotland Fleece Show and Sale**
- **Saturday AM-Junior Gotland Sheep and Fleece Shows**
- **Saturday Afternoon-Educational Talk-Intro to Gotlands**

For more info on National Gotland Show contact Michele Potts 740.674.4406

Gotland Sheep and/or Fleeces will also be at the following venues!

- **Maryland Sheep and Wool Festival (MD) May**
- **Great Lakes Fiber Show (OH) May**
- **Black Sheep Gathering (OR) June**
- **Michigan Fiber Fest (MI) August**
- **Eastern States Exposition (MA) September**
- **Oregon Flock and Fiber Festival (OR) September**
- **New York Sheep and Wool Festival (NY) October**



NORTH AMERICA DAIRY SHEEP ASSOCIATION

First Annual Dairy Sheep Show

Building 7

Check-In Schedule

Thursday 4:00 – 8:00 pm
Friday 9:00 – 11:00 am

Show

Friday, September 5
@ 1:00 pm

Judges

TBA - Posted online at
later date

For Complete Information & To Enter:

Go to: www.wisconsinssheepandwoolfestival.com
Click on: Sheep Shows - Dairy Sheep Show




Classes

Junior Yearling Ewe (12-18 months)
Senior Yearling (18-24 months)
Mature Ewe (24+ months)
Grand & Reserve Awards

For Show Rules & How Ewes are judged visit:

www.northamericadairysheep.org





Your go to
place for fiber
processing, our
Select hand
dyed roving
and yarns



PJ & Tom Doering
W7544 Addison Trail
Crivitz, WI 54114

Shearwool.com
pj@shearwool.com
505-450-4394

Heritage-hollow.com



Raw Long staple wool
Milled product
Shave 'em to Save 'em
Producer



Heritage Hollow

an Experiential Farm
Award-winning
Exclusive Private
Farm Stay



Highest Quality
Leicester Longwools
Rams-Ewes-Lambs



#yourfarmawayfromhome

OPEN SHEEP SHOWS – Wool & Meat Breeds

Friday

Building 5

Entry Deadline: August 20

Entry Fee: \$15 per head

Check-in Schedule: Friday – 10:00 am – 12:00 pm

Show: 2:00 pm – 2 RINGS; Meat & Wool Rings

Judges: TBA - Posted online at later date

Awards: Awards presented to Top 3 Ram and Ewe Supreme Champions; Awards presented to all Breed Champions

For all rules and to enter:

Go to: www.wisconsinssheepandwoolfestival.com

Click on: Sheep Shows – Open Sheep Show or visit showman.app

JUNIOR SHEEP SHOWS – Wool & Meat Breeds

Saturday

Building 5

Entry Deadline: August 20

Entry Fee: \$15 per head

Check-in Schedule:
Friday – 10:00 am - 12:00 pm
Saturday – 7:00 – 8:30 am

Show: – 9:30 am - Showmanship
Meat & Wool Breeds - 2-rings

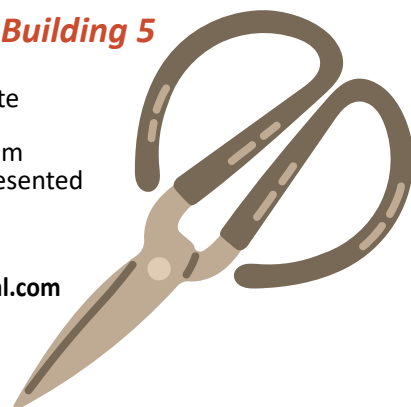
Judges: TBA - Posted online at later date

Awards: Awards presented to Top 3 Ram and Ewe Supreme Champions; Awards presented to all Breed Champions

For all rules and to enter:

Go to: www.WisconsinSheepAndWoolFestival.com

Click on: Sheep Shows – Junior Sheep Show or visit showman.app



Open Market Lamb Show

Sunday

Building 5

Entry Deadline

Pre-enter online by August 20 - \$20/head
Day of show entry accepted \$25/head, due at sale

Check-In
7:00 – 9:00 am


Judges
TBA - Posted online at later date

Show Schedule
10:00 am - Showmanship
Market Lamb Show - Top 5
Commercial Ewe Show - Top 3
WCLA Annual Meeting & Awards Presentation

Payouts
Grand Champion - \$300
Reserve Grand Champion - \$150
Breed Champions - \$60
Reserve Breed Champions - \$40

For All Rules and To Enter

Go to: www.wisconsinssheepandwoolfestival.com
Click on: Sheep Shows - Market Lamb Show or visit showman.app



North American Babydoll Southdown Sheep Association and Registry

BABYDOLL FIBER

“Wonderfully Verstaile, Surprisingly Different”

- Down breed
- Fine to medium-fine wool
- Short stapled, typically less than 4” in a year’s growth
- Micron averages 22 – 28 +/-
- Unorganized, spiral crimp = matte or low luster
- Resists felting or compaction
- Resilient
- Elastic
- A NATURAL “superwash” (wash a test swatch)
- Natural loft
- Springy
- Takes dye well
- Shades of off-white
- Black born Babydoll fleeces fade to shades of brown and shades of gray
- Perfect for woolen spinning
- Finer fleeces offer next-to-skin softness
- Batting for bedding products
- Baby wear
- Socks
- Hats
- Scarves
- Mittens
- Sweater
- Needle felting
- And so much more...



www.nabssar.org

Mid-American Shetland Sheep Show

Sheep Barn – Building 10

A Youth Sweepstakes Activity

JUDGE

Denise Playfair, Kelso, Scotland, UK

ENTRY DEADLINE

August 15

CHECK-IN SCHEDULE

Thursday – 4-8 pm

Friday – All Day

Saturday - 8-10 am

SHEEP INSPECTIONS & INSPECTOR TRAINING

Multiple Times - see Schedule

SHOW – SHEEP BARN

12 pm – Saturday

Mid-American Shetland Sheep Breeders Show Awards

1–5 Placings – Ribbons

Champions – Special Rosette & \$50

Reserve Champions – Special Rosette & \$25

Classes 10, 11, 12 – Rosettes, Ribbons & Cash Awards

Premiums added to:

Youth Showmanship

Dam & Daughter

Best Fleece on Hoof

Best Small Flock

Sept 5 – 7, 2025

FOR MORE INFORMATION, FULL SCHEDULE, AND TO ENTER:

Go to: WISCONSINSHEEPANDWOOLFESTIVAL.COM

Click on: Sheep Shows – Shetland (MASS) Show

Sheep Show Co-Chairs: Garrett Ramsay (ramsayfarms@gmail.com) & Mia Spaid (miaspaid@gmail.com)

Seminar - Rotational Grazing Shetland Sheep

Rotational grazing sheep can improve the soil and the health of your flock. Join Shetland shepherds as they share how they use rotational grazing in their flocks. They will explain how they use this practice on their farm and the resources available to those looking to start with rotational grazing.

Seminar - Basic Shetland Sheep Genetics Primer

A quick run down of the basic genetics for colors, patterns and horns in Shetland Sheep. Questions are encouraged!

Public Welcome - Come to the show!



LEAD LINE — COSTUME CLASS

Saturday, 4:00 pm

Building 5

Lead Line

The Lead Line entrants are judged on the fashion and fit of their wool garments (purchased or handmade) while leading a sheep and displaying the beauty and versatility of wool clothing.

The Lead Line is a Youth Sweepstakes Event

Class 4 – Age 9 and under

Class 5 – Ages 10-12

Class 6 – Ages 13-16

Class 7 – Ages 17-21

Class 8 – Over 21



Costume Class

The Sheep Costume Class is open to any individual or family interested in promoting lamb and wool and will be judged on the originality of the costume(s), theme or idea presented by both competitor(s) and sheep. This class is open to all ages of exhibitors! *All other rules apply.

The Costume Class is NOT a Youth Sweepstakes Event

Class 1 – Beginner Costume Class (age 10 and under)

Class 2 – Intermediate Costume Class (age 11- 15)

Class 3 – Senior Costume Class (16 and above)

Lead Line Entry Fee: \$10 per entrant

Costume Contest Entry Fee: \$10 per entrant or group.

Late entry fees may apply - see website

ENTRY DEADLINE – AUGUST 20

For complete information and HOW TO ENTER

Go to: **www.wisconsinssheepandwoolfestival.com**

Sheep Shows – Lead Line & Costume Class



Oak Springs Farm Registered Clun Forest Sheep



Argyle, WI 608-228-3603 www.oakspringsfarmwi.com



**Visit our booth:
Country Store W 420**

Free Cheese Samples

Buy Sheep Milk Cheese



sheep@sdaw.org

www.sheepdairywi.com - www.facebook.com/sdaw.org

Youth Sweepstakes

Educating for the future!

The purpose of the Youth Sweepstakes is to encourage youth attending the Wisconsin Sheep & Wool Festival to participate in educational and exhibition events and to expand their knowledge and proficiency in sheep production. We encourage 4-H, FFA and other youth groups preparing for district, regional or national competition to participate in any of the following competitions to qualify for Youth Sweepstakes points:

Make It With Wool • Skillathon • Judging Contest
Junior Breeding Sheep Show • Poster Contest
Junior Breeding Sheep Showmanship • Lead Line
Market Lamb Show • Photo Contest
Market Lamb Showmanship
Junior Fleece Show

Age Divisions: (Age as of January 1)

Beginners: 7 – 9 Junior: 10 – 12

Intermediate: 13 – 16 Senior: 17 – 21

To help us with scoring, pre-register for Youth Sweepstakes through Showman and indicate all events in which you may participate!

THERE IS NO ENTRY FEE!

Winners will be announced via Social Media (Facebook). Like and follow the "Wisconsin Sheep & Wool Festival" Facebook page for more info!

To Pre-Register for YOUTH SWEEPSTAKES

Go to: www.wisconsinssheepandwoolfestival.com

Click on: **SHEEP SHOWS -Youth Sweepstakes**

Click on **REGISTER** – You'll be taken to **SHOWMAN**

Scoring: Individuals are encouraged to compete in any and all of the listed competitions. Points will be awarded based on participation and placing within each event. Overall points will be determined by a combination of total points from an individual's four highest scores; not more than two of those scores may come from exhibiting breeding animals, fleeces or market lambs. **Note to Market Lamb Exhibitors:** There will be a separate showmanship division for market lamb exhibitors that will be based on Wisconsin Club Lamb Association age breaks and which will count for WCLA points, but not for Youth Sweepstakes points. Results will be announced during selection of Junior Supreme Champion sheep on Sunday.

Cash premiums provided by

Wisconsin Sheep Breeders Cooperative

1st - \$100 2nd - \$75 3rd - \$50

4th - \$35 5th - \$25

Youth Sweepstakes is sponsored by the Wisconsin Sheep Breeders Cooperative through the generous support of contributors and bidders at the Shepherds' and Silent Auctions.

Youth Judging Contest

Saturday – Building 5

A Youth Sweepstakes Activity!

Pick up packets beginning at 8:00 am in Building 5

Work at your own pace, but **DO YOUR OWN WORK!!!**

By participating in this event you are automatically entered in the Youth Sweepstakes contest.
(See *Youth Sweepstakes* for more details.)

Age Divisions: (Age as of January 1)

Beginners: 7 – 9 • Junior: 10 – 12 •

Intermediate: 13 – 16 • Senior: 17 – 21

NEW! – To help with scoring we are asking Youth Sweepstakes participants to **pre-register** through **SHOWMAN!** Day-of-contest registrations are still accepted!

Contest Makeup:

Place 2 to 3 classes of Breeding Sheep


Wool Fleece Class

Place 1 class of Market Lambs

10 Questions for each class

To maximize the educational opportunities of this event, official placings and answers to all questions will be posted at the conclusion of the event and will also be posted on the WSWF website soon after the festival. If you have never competed in a livestock judging contest or are a seasoned pro looking to keep your skills sharp, this contest is for you!

Winners will be announced via Social Media (Facebook). Like and Follow the "Wisconsin Sheep & Wool Festival" Facebook page for more info!



Poster Contest

New Location - Building 3 - Skillathon Area

Open to all ages (Age as of January 1)

Beginner	Ages 7 – 9
Junior	Ages 10 – 12
Intermediate	Ages 13 – 16
Senior	Ages 17 – 21
Adult	22 and up

Categories

Educational
Promotional

First place winner in each age category will receive a \$25 cash award from the Wisconsin Sheep & Wool Festival.



Poster Requirements:

- Posters must be a minimum of 14" x 22" in size – either vertical or horizontal.
- You may enter up to two (2) posters total – one each, in two different categories.
- You may use a variety of materials in making your poster, such as markers, tissue paper, natural fiber material, colored pencils, etc.
- Promotional posters can be about your flock, farm, breed, products such as wool, lamb or sheep dairy

products, or about Wisconsin's or the national sheep industry.

- Educational posters must be instructional and should either teach something about sheep, sheep products or inform or teach viewers about the sheep industry.
- Judges have the option of moving posters to another category.
- **Posters must have name, address, phone number, age/age division, and category legibly written on the back. (Age as of January 1, current year)**
- Posters should be brought to Hannah Taylor in the Skillathon area (Building 3-south end) from 9:00 a.m. until Noon on Saturday.
- Judging will take place Saturday afternoon.
- Posters will not be returned and must be picked up at 3:00 p.m. Sunday. If you need to leave earlier, let Hannah know on Saturday morning.

By entering the contest, you agree that entries can be used or reproduced at the discretion of the Wisconsin Sheep Breeders Cooperative, which reserves the right to publish a selection of entries in the Wisconsin Sheep & Wool Festival catalog, on the Festival and WSBC websites and in other selected media.

Skillathon!

Building 3 – South End

SATURDAY 8:00 am – 3:00 pm

The Skillathon is for kids of all ages! It's easy and it's fun: It's a walk-thru of individual stations, where your knowledge of sheep and sheep production will be tested, everything from lambing problems, docking, feeds, anatomy and a whole lot more. What happens if you don't know an answer? **Don't worry. No one fails at Skillathon!**

The goal of the Wisconsin Sheep & Wool Festival youth programs is to provide educational experiences that are high quality and that will give youth exposure to and prepare them for future competition. We encourage 4-H, FFA and other youth groups and individuals preparing for district, regional or national contests to attend and participate in any of the Youth Sweepstakes events. Points will be awarded to Sweepstakes contestants based on participation and placing within each event. Refer to Youth Sweepstakes page for complete details. *Note: Ages 6 and under are not eligible for Sweepstakes awards.

Skillathon Competition

For those participants that wish to compete on a points scale for Skillathon awards, we will offer scoring sheets, with age categories listed below. Age categories (except for 6 and under) correspond with the Youth Sweepstakes program.

SKILLATHON AGE CATEGORIES (As of January 1)

6 and Under
(Not eligible for points)

Beginner: 7 – 9

Junior: 10 – 12


Intermediate: 13 – 16

Senior: 17 – 21



Adult Competition:
21 and over (No points awarded)

A Youth Sweepstakes Activity!

SUNDAY 8:00 – Noon



Wool is the climate responsible choice for gorgeous plants and healthy soil. Stop by our booth to find out why!



For YOUR beautiful plants and OUR beautiful planet.

"Art Under Foot" – A Display of Hooked Rugs

Coordinated by the
Cream City Rug Hooking Guild
Friday - Saturday - Sunday – Activity Center

The Wisconsin Sheep & Wool Festival is privileged to again welcome the return of the Cream City Rug Hooking Guild and an impressive display of handcrafted rugs, 'Art Under Foot'. The rugs and mats vary from primitive to modern, small to large. The Cream City Rug Hooking Guild was formed to develop interest in rug hooking and encourage creativity and high standards in the art form of traditional rug hooking.

The guild provides an environment in which our members, new to hooking or founding members, can improve their hooking skills, exchange ideas and enjoy socializing. Each year the guild has a challenge. This year our challenge was "Cakes," and we could make it any size. These rugs will be on display at the 2025 Sheep and Wool Festival.

The sixty plus guild members from Southeastern Wisconsin help to increase the knowledge and

quality of rug hooking by demonstrating the art as well as planning educational activities. Guild members meet twice a month and have workshops twice a year. Members will be demonstrating at the 'Art Under Foot' display throughout the festival.

For additional information about traditional rug hooking or the Cream City Rug Hooking Guild, email: creamcityRHguild@outlook.com or <http://www.CCRHG.net>.



Save 90% off We Like Rug Hooking



We Like
Rug Hooking
by Rug Hooking magazine

ONLY
\$5

- Digital magazine
- Printable patterns
- Curated project collections
- Helpful videos
- Tips, techniques, tutorials



welikerughooking.com/woolfest

MADISON KNITTERS' GUILD

40 years and counting
550+ active members

Monthly in-person+virtual meetings
featuring nationally recognized speakers

**Join us September 7-8, 2025 for guest speaker
and instructor Patty Lyons*

Members-only trips+discounts
International knit cruises and local bus trips
Discounts @ 25+ dyers, mills, and fiber shops



madison**knitters**guild.org



Make Something Nice!

Find us in the West Market



Gorgeous Handdyed Yarns
modeknityarn.com



THE NORTH AMERICAN HILL SHEEP SHOW

*A 3 day UK-Style Hill Sheep Show for shepherds, farmers,
makers, doers and dreamers in the breathtaking Upper
Peninsula of Michigan during the most romantic time of
the year.*

09.19-09.21 ESCANABA, MI



Northern Lights Stock Dog Trial

Ladies Tea



Farm-To-Table Dinner

Live Celtic Music



Well-Read Shepherds Society

**Now Any Other British Breed
Category**



Craft Vendors, UK Judges and MORE!

*"I had the pleasure of attending one of the best sheep
shows, that out of the hundreds that I have attended, was
possibly the best!"*

nahillssheepshow.com

CROOK & WHISTLE STOCK DOG TRIAL

Location 14 - West Trial Field

TRIAL SCHEDULE

FRIDAY

8:00 am
Open 1
Nursery 1
Pro-Novice 1*

SATURDAY

7:30 am
Pro-Novice 1
Nursery 2
Pro-Novice 2
Nursery 3
Open 2*

SUNDAY

7:30 am
Finish Open 2
Ranch
Novice

**As time allows*

TRIAL JUDGE Beth Kerber

Beth Kerber began competing in United States Border Collie Handler Association trials about 15 years ago with her rescue Border collie, Caeli. She participates in sheepdog trials mostly in the Midwestern United States and has competed in three national finals. She, along with Kay Stephens, DVM, wrote *Think Like a Sheepdog Trainer: A Guide to Raising and Training a Herding Dog*, published by Dogwise Publishing. Beth lives on a farm in Ohio where she keeps a flock of Katahdins and mixed wool sheep.

The Crook & Whistle Stock Dog Trial is put on by
Jeff Seeger and Samantha Jones

***Enjoy the trial, but leave your pets at home.
Thank you!***



Beth Kerber with her dog, Frost, before competing at the Rush Creek Sheepdog Trial in Sidney, Ohio. Photo courtesy of Don Laferty.

Wild and Woolly Photo Contest

A Youth Sweepstakes Activity!

Calling all photographers - give us your best shots! The contest is open to all ages, regardless of whether they raise sheep or not. The Wisconsin Sheep Breeders Co-op invites photographers of all ages to submit their photographs. The first place winner in each category will receive a cash award of \$25 from the Wisconsin Sheep Breeders Co-op.

CONTEST RULES:

Enter photographs in the following classes:

- Scenic Photo
 - Just Lambs
 - Kids and Sheep
 - Photo Taken by Youth (21 and younger as of **January 1**)
- You may enter more than one class and more than one photograph in each class.
- Youth may enter photos in any category, but only photos entered in the "Photo Taken by Youth" category will count towards Youth Sweepstakes.
 - Submit 3" x 5" or 4" x 6" photos mounted separately on colored background with at least a 1" border, but not framed.
 - Write the following information on the back of each photograph: Title of photo, contest class, and your name,



mailing address and e-mail address. Entries in Photo Taken by Youth must include the age of the photographer as of January 1 of the current year.

- Bring your photos to Hannah Taylor in Building 3 (Skillathon area) from 9:00 am until Noon on Saturday.
- Judging will take place Saturday afternoon.
- Contestants may pick up their photos at noon pm on Sunday from the Skillathon area. Photos not picked up will not be returned.

By entering the contest, photographers and persons photographed agree that entries can be used or reproduced at the discretion of the Wisconsin Sheep Breeders Cooperative, which reserves the right to publish a selection of entries in the Wisconsin Sheep & Wool Festival catalog, on the Festival and WSBC websites and in other selected media.




Scheele's Antique Shearing Equipment

Saturday & Sunday

Building 8

Step back in time with Daylon Scheele's collection of antique shearing equipment, manuals and literature, including a gas-powered, 1916 Little Wonder Sheep Shearing Machine.



Shearing Demonstrations

Building 8

Saturday: 10:00 am • Noon • 2:00 pm

Sunday: 11:00 am • Noon

(times approximate)

Josh and Joe Huber - Shearers
Huber's Sheep Shearing, Wisconsin Dells, WI
608.547.8273

With special thanks to Todd Taylor, University of Wisconsin-Madison Arlington Sheep Unit for supplying the sheep.

Wisconsin Beginning Shearing School

For dates and information, contact Todd Taylor, 608.846.5858 or toddtaylor@wisc.edu.



Hall of Breeds

Friday – Saturday – Sunday

No matter what kinds of sheep may interest you, there's plenty to see in the Hall of Breeds, where producers of twenty or more breeds will be on hand to "talk sheep." Interested in dairy sheep? Then you'll want to be there for the sheep milking demonstrations and a chance to talk with some of Wisconsin's dairy sheep producers. Plus, you'll also find a wealth of information available – recipes, breed histories, breed associations, registries and more!

Building 8



FREE! Hall of Breeds Tour for Fiber Folks!

FRIDAY – 10:00 am to NOON

Tour the Hall of Breeds with wool judge, award winning hand spinner and Open Fleece Show Coordinator Holin Kennen! Learn about the types of fibers produced by the sheep exhibited and look at the fleeces right on the backs of the sheep. Learn from a fleece judge about the many different types of fibers, what each is best suited for and insights on working with raw fleece. There is no charge to take part in the Hall of Breeds Tour!

FREE! Sheep Milking Demonstrations

Thanks to: Forever Young Sheep Dairy – Waterloo, WI

FRIDAY-SATURDAY-SUNDAY - NOON

Want more information about the Hall of Breeds?

Contact: Lisa Paskey 608.669.3996 -
email: lrpaskey@gmail.com



Lambing Barn!

Saturday & Sunday
Building 8

Thanks to Todd Taylor, Shepherd at the UW-Arlington Sheep Research Unit, and the College of Agriculture & Life Sciences, University of Wisconsin-Madison for supplying the ewes and lambs for this display!

Breed Specific Yarns

Locally Sourced, Locally Milled
Fibershed Focused

PURVEYOR



Fiber Studio & Dye House
"On the Square"

1107 17th Ave, Monroe, Wisconsin

purveyoroffineyarns@gmail.com



Sievers

SCHOOL OF FIBER ARTS

In a picturesque island setting we offer weeklong and weekend classes in weaving, basketry, quilting, knitting, spinning, surface design and more. May–October. Dormitory available.

www.sieversschool.com

mail@sieversschool.com

(920) 847-2264

EQUITY



on the farm ~ in the market ~ working together

Equity Cooperative Livestock Sales

- Handling All Classes of Sheep and Goats
- Sheep and Goat Special Sales
- Variety of Agricultural Financing Available



**401 Commerce Ave.
Baraboo, WI 53913**



800.362.3989

Ext. 132

riskmanagement@equitycoop.com

www.equitycoop.com



Used Equipment Auction

Saturday 2:00 pm

Building 9

USED EQUIPMENT AUCTION

This is a great opportunity to buy or sell all types of equipment: feeders, scales, seeders, electric fences, trimming stands, carders, water tanks, hand tools, small farm implements – you name it! Fiber arts equipment and items also welcome!

To Consign:

Go to **WisconsinSheepAndWoolFestival.com**

Click on: **Special Events - Used Equipment Auction**

Complete the consignment form and email to Mark Roembke, mjrhamps@hotmail.com, or print and complete the form and then bring it with your consignment items to the

Warm-up Arena by 12:00 noon, Saturday.

Questions? Contact Mark Roembke – 262 707-0032

PAYMENTS TO CONSIGNORS

20% of the gross receipts of all items sold through the Used Equipment Auction will be taken as a commission by the Wisconsin Sheep Breeders Cooperative. Items bid back by a consignor will be charged the 20% commission on the bid-out price.

PLEASE BE PATIENT! Payments to Consignors should be made within 4 to 6 weeks of the auction.
Thanks to our consignors and buyers for your support!

1. All sales final.
2. Items remaining on Festival grounds after 3:30 pm Sunday become property of the Wisconsin Sheep Breeders Co-op.
3. No pharmaceuticals, vaccines, dewormers, insecticides, paints, herbicides, chemicals opened feeds of any type accepted.
4. All items are as-is. No warranties express or implied provided by Wisconsin Sheep Breeders Co-op, Badger State Auctions or the Wisconsin Sheep & Wool Festival, LLC, which are not responsible for loss or damage of items consigned or purchased.
5. Festival admission is \$10 per day, kids 8 and under free. Weekend pass, \$20. Parking free.
6. All purchases become responsibility of buyer at the point of sale.

Silent Auction



Bidding from 9:00 am to 3:00 pm Saturday!

Activity Center

Like your auctions slow and steady, but with a hint of bidding excitement? Here's a great opportunity to bid on unique gift items, sheep supplies, fiber arts equipment and more while supporting the many activities and projects of your cooperative!

Want to donate to the Silent Auction? You can by bringing your donated items to the Silent Auction staff volunteers in the Activity Center by 9:00 a.m. Saturday, where you'll receive a receipt for your donation. The Wisconsin Sheep Breeders Co-op acknowledges with great appreciation the many Country Store and other vendors and contributors who have supported these fund raising efforts for over two decades. **Thank you for your support!**

Shepherd's Auction

Bidding from 10 am Saturday to Noon Sunday

Building 5

The Shepherd's Auction will be showcased in a silent auction format and will feature items that every shepherd can use in the barn and their home. Grab a pen and get ready to bid! Bid often and support the youth and education activities sponsored by the Wisconsin Sheep Breeders Cooperative.

To Donate to the Shepherd's Auction

Go to www.wisconsinssheepandwoolfestival.com

Click on: Special Events – Shepherd's & Silent Auctions

Fill out donation form and submit OR bring donated items to the Activity Center by 9:00 am Saturday.

Key to Breed Abbreviations - WSBC Membership Directory

Al	Alpaca	DaSh	Dairy Sheep	Ox	Oxford
AnGo/G	Angora Goats/Goats	Do	Polled Dorset	Pol	Polypay
Asf	Assaf	Do-Ad	Dorset Advantage	Ra	Rambouillet
AW	Australian White	Dorpr	Dorper	Racka	Racka
Aw	Awassi	Efr	East Friesian	Roml	Romeldale
Bar	Barbados	EL	English Leicester	Romn	Romney
Bd So	Babydoll Southdown	Finn	Finnish Landrace	Roy Wht	Royal White
BFL	Bluefaced Leicester	GD	Guard Donkeys	Sal	Salish
BL	Border Leicester	Got	Gotland	SAMM	South African Meat Merino
BIWsh	Black Welsh Mountain Sheep	Ha	Hampshire	ScBl	Scottish Blackface
BoerG	Boer Goats	HDo	Horned Dorset	Sh	Shropshire
Boor	Booroola	Ice	Icelandic	Shet	Shetland
BCh	Border Cheviot	IdF	Ile de France	So	Southdown
Brit Soay	British Soay	Jac	Jacob	StCrx	St Croix
Ch	Cheviot	Kat	Katahdin	Su	Suffolk
CL	Club Lambs	La	Lacaune	Ta	Targhee
CIF	Clun Forest	Lin	Lincoln	Tswtr	Teeswater
Col	Columbia	Llama	Llama	Tex	Texel
Com	Commercial	LL	Longwool Leicester	Tun	Tunis
Coop	Coopworth	Mer	Merino	WDorpr	White Dorper
Cor	Corriedale	Mon	Montadale	Wen	Wensleydale
Corm	Cormo	Mrnx	Merinox	WT	Wether-type
Cot	Cotswold	Mule	Mule	WSWF	Wisconsin Sheep & Wool
Cross	Crossbred	Nav	Navaho	Vendor	Festival Vendor
CVM	California Variegated Mutant	NCh	North County Cheviot	WWW	Wisconsin Wool Works!
D	Dogs	NCW	Natural Colored Wool		

2025 WISCONSIN SHEEP BREEDER COOPERATIVE DIRECTOR-COMMITTEE LIST & CONTACTS

Wisconsin Sheep Breeders

2025 Board of Directors

Gary Klug - President
klughihamp@tm.net
Campbellsport 712-202-4461

Eric Meudt - Vice President
ericmeudt@yahoo.com
Avalon 608-921-2933

Randy Cutler
rcutler@tznnet.com
Milladore 715-305-5670

Reid Formo
formo@live.com
Blue Mounds 320-424-2832

Terry Hoernke
hilltop11@yahoo.com
Poynette 608-279-3511

Jill Johnson
riverwindfarm@gmail.com
Blair 715-667-3499

Debbie Kitchen
sheep8762@gmail.com
Augusta 715-579-4703

Laura Monson
laura.monson514@gmail.com
Fort Atkinson 920-728-3301

Dan Smerchek
dsmerchek@outlook.com
Rosholt 715-347-1957

WSBC Executive Secretary

Jill Alf
wisconsinssheepbreeders@gmail.com
Janesville 608-743-9080

WSBC Digital Media Specialist

Rebecca Bader
royalbcommunications@gmail.com
Rapid City, SD 608-843-7039

Wisconsin Sheep & Wool Festival Co- Coordinators

Hedge Becker
wswfcountystore@gmail.com
Waunakee 215-237-2115

Robert Black
rbblack6443@gmail.com
Columbus 920-626-2693

2025 Wisconsin Sheep Breeders Cooperative Committees

Communication (Website- Facebook-Wisconsin Shepherd)

Terry Hoernke, Chairman; Jill Alf; Rebecca
Bader; Carol Black; Reid Formo; Jill
Johnson

Insurance & Finance

Debbie Kitchen, Chairman; Gary Klug;
Randy Cutler; Jill Johnson; Eric Meudt;
Dan Smerchek

Producer Education

Randy Cutler, Chairman; Bob Black,
Carolyn Ihde, Lisa Paskey, Dan Smerchek,
Jeff Swenson, Todd Taylor

Promotional Sales

Carol Black, Chairman; Jill Alf; Jill
Johnson; Sue Rupnow

Youth & Education Fund-Raising Shepherd's Auctions

Laura Monson, Co-Chair; Jill Alf,
Co-Chair; Randy Cutler; Etta Held;
Richard Roembke; Barb Schultz; Bryon
Schumacher

Youth & Education/Scholarship

Debbie Kitchen, Chairman; Shelly
Smerchek; Gary Klug; Terry Hoernke

Wisconsin Sheep & Wool Festival

Hedge Becker, Co-Chairman; Robert
Black, Co-Chairman; WSBC Board of
Directors

Wisconsin Wool Works!

Carol Black, Manager; Jill Alf; Robert
Black; Jill Johnson

American Sheep Industry Representative

Nancy Burton

Wisconsin Livestock Breeders Association Representative

Hannah Schultz

Wisconsin Make It With Wool State Director

Lorrie Riemer

2025 Wisconsin Sheep Breeders Cooperative Memberships

PAUL & LORI ABEL
ABELS CLUB LAMBS
4877 CTY RD N
ARPIN, WI, 54410
715-305-4112
plabel4877@gmail.com
Cross WT Do

JILL ALF & BRYON SCHUMACHER
5316 N NORTHWOOD TRACE
JANESVILLE, WI, 53545
608-743-9080
608-449-0611
jill.alf11@gmail.com

JOHN ALF
ALF HAMPSHIRE
2417 W STARK RD
JANESVILLE, WI, 53545
608-449-0707
alfhampshires@gmail.com
Facebook: Alf Hampshires Ha

TONY ALLEN
ALLEN CLUB LAMBS
W1281 AEBISCHER RD
CHILTON, WI, 53014
920-374-1386
tonyallen102@yahoo.com
Ha Su WT

DAVID A ALLEN
ALLENS CLUB LAMBS
N4503 IRISH RD
CHILTON, WI, 53014
920-418-5776
davallen1@frontier.com
Ha Su WT

BRIAN ANHALT
ANHALT ACRES
582 CEDAR CREEK RD
CEDARBURG, WI, 53012
262-353-6540
bdanhalt@gmail.com
Mer

BEN & DENISE BARTLETT
LOG CABIN LIVESTOCK
N4632 ET RD
TRENARY, MI, 49891
906-439-5210
bndbartlett@tds.net
Com Pol Ta

CAROL BATTENBERG
W5670 FINDER RD
JOHNSON CREEK, WI, 53038
920-988-2364
batten2@tds.net

BEAR LAKE ENTERPRISES INC/CEDAR
LANE DORSETS
BILL & HOLLY KEOUGH
E5656 N WATER DR
MANAWA, WI, 54949
920-428-5712
bksheep@wolfnet.net
www.bksheep.com
Do

STEVE & JILLIAN BINGEN
BINGEN OXFORDS
6451 WILDLIFE DR
ALLENTON, WI, 53002
262-388-3324
sbingen@outlook.com
Facebook: Bingen Oxfords Ox

CAROL & BOB BLACK
EWESFUL GIFTS, LLC
7868 ST RD 73
COLUMBUS, WI, 53925
920-296-0326
carol@ewesfulgifts.com
www.ewesfulgifts.com
WWW WSWF Vendor

DAKOTA BOCKENHAUER
8739 GREENWOOD RD
PLATTEVILLE, WI, 53818
608-792-9540
dbockenbauer@gmail.com
Ox WT Com

ERVIN & LINDA BORLESKE
RIVERBEND LIVESTOCK
PO BOX 161, E6248 LANE DR
REEDSBURG, WI, 53959
608-524-2509
sheep@rucls.net
Com

TAMI & DAN BOWSER
WINDRIDGE FIBER FARM
7370 URNESS RD
HOLLANDALE, WI 53544
608-967-2297
windridgefiberfarm@gmail.com
www.windridgefiberfarm.com
Cot BFL-Cross

JANNETTE BOYLES
PROSPEROUS BOYLES TREE FRUIT
WINE ORCHARD & COMPANY
9754 SOUTH PEORIA ST
CHICAGO, IL, 60643
773-571-6116
jbcoper1820@sbcglobal.net

RONALD & KATHRYN BRAUN
BRAUN EARTH ACRES
3316 CTY RD S
CATO, WI, 54230
920-732-3212
brauneearthacres@gmail.com
Su

JEAN BREW
BREW CENTURY FARM
S120 COUNTY RD A
WISCONSIN DELLS, WI, 53965
608-254-7428
brewcenturyfarm@gmail.com

GREG & VICKI BRICKNER
S508 COUNTY RD G
WONEWOC, WI, 53968
608-632-4056
greg.brickner@gmail.com
Do

LINDA BRION
SHEEPS AND ME
W4050 STATE RD 32
ELKHART LAKE, WI, 53020
920-980-5040
sheepsandme@gmail.com
CVM Tswtr Coop BFL

MATT, JENNY &
AMARA BUGENHAGEN
AB CLUB LAMBS
S76W24855 NATIONAL AVE
MUKWONAGO, WI, 53149
262-378-9740
abclublambs25@gmail.com
Cross CL

BUMBLEBEE ACRES FARM
CARISSA, SAMANTHA & SARAH TROIA
PO BOX 325
DAVIS, IL, 61019
www.bumblebeecacres.com
WSWF Vendor

SEAN & NANCY BURTON
HEART PRAIRIE SHEEP & CATTLE CO
PO BOX 35220
ALBUQUERQUE, NM, 87176
715-584-1093
nburton1093@gmail.com
Su

ALLAN & SALLY CASPER
N6095 330TH ST
MENOMONIE, WI, 54751
715-235-7600
skcasper@vwt.net
Com Do

CLEMES & CLEMES
HENRY & ROY CLEMES
650 SAN PABLO AVE
PINOLE, CA, 94564
H: 510-3667-9707
R: 510-367-8564
info@clemes.com
www.clemes.com
WSWF Vendor

ELIZABETH, ALLISON, BECKY & BRIAN
COLWELL
WOVEN HEARTS FARM
S1927 STATE RD 58
LAVALL, WI, 53941
608-293-2231
millie2lucky@gmail.com
Ta

ANDY & FLORENCE CONNORS
AFPK CONNORS HAMPSHIRE &
MONTADALES
1266 STATE RD 92
VERONA, WI, 53593
608-832-4444
afpkhamp@tds.net
Ha Mon Com

CHUCK & MARY CORBETT
N3139 MARTIN RD
COLUMBUS, WI, 53925
608-698-8014
mcorbett@netwurx.net
Kat

CRAZY VALLEY FARMERS LLC
BRANDON JENSON & DALTON
KELMAN
PO BOX 378
MOUNT HOREB, WI, 53572
608-669-2674
crazyvalleyfarmersllc@outlook.com
Instagram @ Crazy Valley Farmers
WSWF Vendor

CROFTLAND FARM, LLC
MARALYN FOWLER
W8151 COUNTY RD F
CASCADE, WI, 53011
920-980-7554
mfowlfarm@msn.com
www.croftlandfarm.com
WSWF Vendor

RANDY & SALLY CUTLER
CUTLER COUNTRY COMFORT
2670 CO RD N
MILLADORE, WI, 54454
715-305-5670
rcutler@tzn.net
BFL

DALE & JUDY DOBBERPUHL
MINT GOLD RANCH
5807 COUNTY RD X
DEPERE, WI, 54115
920-632-8808
mintgoldranch@gmail.com
www.mintgoldranch.com
Su

NATE & KATIE ERNST
TWO-DOC LIVESTOCK
9071 ROBIN RD
MARSHFIELD, WI, 54449
906-203-4851
twodoclivesstock@gmail.com
CL Do

EWETOPIA FIBER SHOP, LLC
LISA ASHLEY & KATHRYN ASHLEY-
WRIGHT
102 S MAIN ST
VIROQUA, WI, 54665
608-632-0482
info@ewetopiafibershop.com
www.ewetopiafibershop.com
WSWF Vendor

LAURIE & RON FABRIZIUS
W5640 COUNTY RD CS
POYNETTE, WI, 53955
608-575-9312
lauriefabrizius@gmail.com
Ha Cor Cross

LAURA FEIDER
GREAT HOME FARM
N6351 CTY RD I
FREDONIA, WI, 53021
262-689-4935
firefeider@hotmail.com
Ha Su Cross

REID & STEPHANIE FORMO FAMILY
FORMO LIVESTOCK
3965 E BRIGHAM RD
BLUE MOUNDS, WI, 53517
320-424-2978
formo@live.com
www.formo-southdowns.com
So

FRIVOLOUS EWE
KATHY MCCLURE
4596 OSBORNE RD
WINNEBAGO, IL, 61088
815-275-8268
kathydidiers@gmail.com
https://facebook.com/frivolousewe
WSWF Vendor

DEBORA GALAZ
350 BLOOMINGTON AVE
WOOSTER, OH, 44691
330-347-7012
dnamb@yahoo.com
www.colibrstudio@etsy.com

JONATHAN & PATTI GANSKE FAMILY
CAL-BRI FARMS
W7816 HEMLOCK RD
BEAVER DAM, WI, 53916
920-763-3037
ganskebednbiscuit@gmail.com
OEB So

RALPH GIORNO
W7596 US HWY 12
WHITEWATER, WI, 53190
262-903-3051
laurie_giorno@hotmail.com
Com NCW

MARY GUELIG
N5092 PINE RD
EDEN, WI, 53019
Kat

OLIVIA HALBUR
HALBUR'S HEAVENLY HILL
W3858 STATE RD 23
FOND DU LAC, WI, 54937
920-878-0168
naturalsolutionsolivia@gmail.com
Tex

BRYNN HANNES
N2953 SPRUCE RD
CLINTONVILLE, WI, 54929
715-853-3791
hannesamanda@gmail.com
CL

FLOYA HAWKINS
1864 S SKARE RD
CHANA, IL, 61015
815-761-4622
fdhawk@aol.com
Facebook: Floya's Fleece
BFL Mer Tswtr

ELMER H & ETTA J HELD
RIVER BEND FARM
117 N MAIN ST
OAKFIELD, WI, 53065
920-583-3084
eheld3084@charter.net
Su

LAURA HENNEMANN
W3187 600TH AVE
ELMWOOD, WI, 54740
715-307-4703
laurahennemann2@gmail.com
Com Do-Cross

2025 Wisconsin Sheep Breeders Cooperative Memberships

HIDDEN MOUNTAIN ARTS
RUTH HANSEN
706 BOWERS RD
BELLEVILLE, WI, 53508
608-576-6821
rhansen@chorus.net
www.finefiberfarm.com
WSWF Vendor

MAGGIE HIGHLAND
HIGHLAND'S HOMESTEAD HAVEN
N7873 STATE RD 104
BROOKLYN, WI, 53521
608-213-3025
highland8@hotmail.com
maggie.highland@wvdl.wisc.edu

BARB HINTZSCHE FAMILY
HINTZSCHE SHEEP FARM
3951 SOUTH MULFORD RD
ROCHELLE, IL, 61068
815-561-5537
Kat

WAYNE & TERRY HOERNKE
HILLTOP FARM
N3870 DUNNING RD
POYNETTE, WI, 53955
608-279-3511
hilltop11@yahoo.com
So

HOOK & SHUTTLE CORPORATION
CARMEN BALLMAN
241 E EAGLE ST
EAGLE, WI, 53119
262-594-0281
support@hookandshuttle.com
www.hookandshuttle.com
WSWF Vendor Mer Corm So Shet

HORSERADISH HILL FARM
MELISSA HIGHFILL
N8587 HILLS LANE
WESTBORO, WI, 54490
815-291-3786
northernbeestudio@gmail.com
www.northernbeestudio.com
WSWF Vendor

JEROME A, EILEEN & JACOB HUBER
HUBER'S SHEEP SHEARING
220 FREEDOM LANE
OXFORD, WI, 53952
608-586-5735
Com Sheep Shearing

ABDULLAH HUSSAINI
EQUITY COOPERATIVE LIVESTOCK
401 COMMERCE AVE
BARABOO, WI, 53913
608-434-1982
ahussaini@equitycoop.com
www.equitycoop.com
Livestock Sales

IMPACT HAMPS
BRIAN REILLY FAMILY
17435 COUNTY RD W
SHULLSBURG, WI, 53586
608-482-2697
breilly.impact@gmail.com
www.impacthamps.com
Ha

TROY & JESSIE JANSEN
HAIRY HAVEN
N6098 CORDY RD
HILBERT, WI, 54129
J: 920-470-1360
T: 920-378-6391
jessicajansen2022@gmail.com
troy@jansens.us
Ha Ha-Cross

BARB & BROOKLYN JONES
VERNON VIEW
W224 S10850 BIG BEND DR
BIG BEND, WI, 53103
262-939-2812
bjones@wi.rr.com
So

CHARLES JONES
ROCKY RIDGE
N5987 15TH AVE
WILD ROSE, WI, 54984
920-622-4334
Cross

COREY, GRETCHEN & BRYNDALYN
KANABLE
PLEASANT VISTA KATAHDINS
25255 PLEASANT VALLEY DR
RICHLAND CENTER, WI, 53581
608-475-1398
gkanable@gmail.com
Kat

MEG & MIKE KELLY
HIGH MEADOW FARM
N6967 SOUTH LANE
JOHNSON CREEK, WI, 53038
920-988-5023
highmeadowfarmcsa@gmail.com
www.highmeadowfarmcsa.com
BFL-Cross Col/Romn-Cross

SUE KENWORTHY
17354 INTERLUDE RD
TOMAH, WI, 54660
608-372-7340
suekenworthy@yahoo.com
Cot

KEITH, DEBBIE & KEVIN KITCHEN
WOOLY ROSE
PO BOX 336
AUGUSTA, WI, 54722
715-579-2172
715-579-4703
sheep8762@gmail.com
Com

MARK & MARIE KJORLIE
CHICORY MEADOWS FARM
7260 JANISCH RD
MARSHALL, WI, 53559
608-655-3703
chicorymeadows@sbcglobal.net
Su Com

GARY T KLUG
HIGHLAND HAMPSHIRE
146 W MAIN
CAMPBELLSPORT, WI, 53010
712-202-4461
klughihamp@tm.net
Ha So

MAUREEN KOCH
V CREEK
N1912 DOUBLE D
CAMPBELLSPORT, WI, 53010
920-539-4791
koch_maureen@hotmail.com
Shet Cross

CHAD, KELLY & EMMA KURTZWEIL
KURTZWEIL SHOW STOCK
6507 CTY RD C
VESPER, WI, 54489
715-305-4307
kellykurtzweil@yahoo.com
Cross Ha CL

KIM LANGLEY
PURVEYOR OF FINE YARNS
5346 CONEY WESTON PLACE
MADISON, WI, 53711
608-421-2133
purveyoroffineyarns@gmail.com
www.purveyoroffineyarns.com
Wool Buyer

LAVENDER LUNE YARN CO
SAMANTHA FURST
3610 56TH ST SW
PEQUOT LAKES, MN, 56472
763-898-7786
lavenderlune@gmail.com
www.lavendarluneyarn.com
WSWF Vendor

NATHAN LEIN
LEIN SHEEP FARM
7295 I AVE
ARLINGTON, WI, 53911
319-415-2574
leinfarm@outlook.com
LL Cor

MAUREEN LIEN
LIEN DORSETS
279 LIEN VEUM RD
CAMBRIDGE, WI, 53523
608-444-6882
maureen.lien@gmail.com
Do

CASEY & MORGAN LOBDELL
LOBDELL STOCK FARM
6458 STATE RD 39
MINERAL POINT, WI, 53565
608-482-4525
lobdellstockfarm@gmail.com
www.lobdellstockfarm.com
Po Romn Com

TODD LUEDTKE
LUEDTKE FARMS
N3186 KELLY RD
FOND DU LAC, WI, 54937
920-602-4910
luedtkefarms@gmail.com
Ra

STEVE & CAROL LUTHER
105143 ELDERBERRY RD
COLBY, WI 54421
715-613-2684
luther.steve.1945@gmail.com
Cross WT

CINDY & MARK MACKENZIE
OBSERVATORY HILL FARM
1017 OBSERVATORY HILL RD
BELLEVILLE, WI, 53508
608-424-1581
shepherd@observatoryhillfarm.com
www.observatoryhillfarm.com
Cor NCV

KAREN & RANDY MALLUM
MOONSTONE FARM
N11236 VANDERHAGEN RD
IRONWOOD, MI, 49938
906-932-3621
klbm@up.net
Clun Mule

DAVID MCCABE & ANDREA GONSTEAD
HICKORY GROVE FARM
12004 S TURTLE TOWN HALL RD
BELOIT, WI, 53511
608-751-5181
dmccabe5@gmail.com
andrea.gonstead@gmail.com
Cor

BECKY & KEVIN MEHRINGER
MEHRIGOLD FARM
W9399 WOODSIDE RD
CAMBRIDGE, WI, 53523
920-220-1026
rebecca.mehringer@gmail.com
Romn

ERIC, KAYLA, ETHAN, BRADY &
GARRETT MEUDT
MEUDT FAMILY GENETICS
1112 N COUNTY RD M
AVALON, WI, 53505
608-921-2933
ericmeudt@yahoo.com
Ha CL

BRIAN & TAMMY MICHIELSON
MAPLE HILL FARM
N4009 TOWNLINE RD
LADYSMITH, WI, 54848
715-415-3735
maplehillfarmwi@yahoo.com
www.maplehillfarmwi.com
Efr DaSh

KEN MILLER
SAND BAY FARMS
93740 HYDE RD
BAYFIELD, WI, 54814
715-779-0147
sandbayfarms@centurytel.net
Kat

MIKE, GAYLE & LAURA MONSON
GRAND VIEW SHOW STOCK
N4171 COUNTY ROAD G
FORT ATKINSON, WI, 53538
920-728-3301
laura.monson514@gmail.com
Do Ha WT

TOM MOORE
MURPHY MOORE FARM
S2384 DELL RD
LAFARGE, WI, 54639
262-923-0319
tommoore.789@gmail.com
Kat

ANN MOSES
5570 BELLBROOK RD
BROOKLYN, WI, 53521
608-220-6362
mosseaa@outlook.com
BCh

JEFF & LESLIE NEVENS
A & J NEVENS LIVESTOCK
N1225 HILLESTAD RD
LODI, WI, 53555
608-576-9474
aandjnevenslivestock@frontier.com
http://myplace.frontier.com/~jrnevens
Ta

SHELBY, SCOTT & LISA PASKEY
5213 COUNTY HWY TT
COTTAGE GROVE, WI, 53527
608-837-3725
Su

GRAHAM & MARGARET PHILLIPSON
LITLEDALE
21925 COUNTY HWY ZZ
RICHLAND CENTER, WI, 53581
608-647-7118
littledalefarm@countyspeed.com
www.littledalefarm.com
Nch ScBl

ROCK PLEDL
2825 N MARYLAND AVE
MILWAUKEE, WI, 53211
414-690-9088
rockpled@gmail.com

PROFILES SHOW SUPPLY &
EMBROIDERY
430 HIGHVIEW LANE
COLUMBUS, WI, 53925
715-590-4660
profshowsupply@aol.com
www.profilesshowsupply.com
Livestock Show Supply/WSWF vendor

DOUGLAS QUAACK
LITTLE CEDAR RIVER FARM
N6748 CO RD 577
INGALLS, MI, 49848
906-753-4153
dquaack@littledcedarriverfarm.com
CIF Nav

RALPH RABACH
5028 COUNTY TT
STURGEON BAY, WI, 54235
920-743-7143

RAINBOW FLEECE FARM
PATTY REEDY
W7181 HUSTAD VALLEY RD
NEW GLARUS, WI, 53574
608-527-5311
rainbowfleece@gmail.com
www.rainbowfleecefarm.com
WSWF Vendor

2025 Wisconsin Sheep Breeders Cooperative Memberships

ADAM, LACY, MAKIEYELA, MALLEX,
MAHAYLEIGHA, MAKAYNA, MAADRYA
& MACKSYM RAISLER
RAISLER FAMILY DESCENDANT
LIVESTOCK
E7111 GARRITY RD
MANAWA, WI, 54949
920-538-4199
lacysindy08@yahoo.com
Ta Lin Ha So Do-Ad

JUANITA REED-BONIFACE
2462 LAKE GEORGE DR
CEDAR, MN, 55011
763-753-4636
agrifolks@gmail.com

MARK, KIM & KARISA RIDGMAN
MAPLE DALE SUFFOLKS
S47 W39551 HWY Z
DOUSMAN, WI, 53118
262-495-3545
262-370-2150
markaridgman741@centurytel.net
Su Cross

KEVIN, LORRIE, SARAH, JOSHUA,
TIMOTHY, PAUL & HANNAH RIEMER
RIDGEVIEW SHOW LAMBS
12160 N WAUWATOSA RD
MEQUON, WI, 53097
262-225-7696
joshuariemer2@gmail.com
Ha So WT

RIVERWINDS FARM & FIBER
JILL JOHNSON
W12482 LONE STAR RD
BLAIR, WI, 54616
715-667-3499
riverwindsfarm@gmail.com
River Winds Farm - Instagram &
Facebook
WSWF Vendor

MIKE & AMY ROBINSON
A&M LIVESTOCK
5057 STATE ROAD 39
MINERAL POINT, WI, 53565
608-574-1022
robinson@yousq.net
So Cross WT

ROCK COUNTY SHEEP PRODUCERS
BRIAN LUX, TREASURER
17 E HIGH ST
MILTON, WI, 53563
608-751-8684
brianlux67@gmail.com
County Sheep Producers

MARK ROEMBKE
MJR HAMPSHIRE
3504 COUNTRY AIRE DR
CEDARBURG, WI, 53012
262-707-0032
mjrhamps@hotmail.com
Ha

RICHARD ROEMBKE
ROEMBKE HAMPSHIRE
3696 COUNTRY AIRE DR
CEDARBURG, WI, 53012
262-377-1491
rsmrke@att.net
Ha

ROUND BARN FIBER, INC
JIM & MARGIE SCHAFER
10123 FREEPORT RD
DURAND, IL, 61024
815-201-1800
roundbarnfiber@gmail.com
www.roundbarnfiber.com
WSWF Vendor

DARREN SATTLER
SATTLER FARM LAMB
W3167 COUNTY RD F
CHILTON, WI, 53014
920-849-9749
darren@sattlerfarmlamb.com
www.sattlerfarmlamb.com
Su Ha Cross

BOB & SHARON SCHAEFER
EVERGREEN FARM
201869 DAY AVE
MARSHFIELD, WI, 54449
715-207-2002
schaefer76@gmail.com
BCh

BARBARA SCHICKEL
DOC'S SUMMIT
4051 HARRIS RD
MINERAL POINT, WI, 53565
608-987-3811
beschickel@gmail.com
WWW

THERESE & TIM SCHROEDER
SCHROEDER HIDE-A-WAY
N9431 KRULL RD
BONDUEL, WI, 54167
920-284-5272
tschroedersheep@yahoo.com
ldf Su Com

KEITH & BECKY SCHULTZ FAMILY
LEVEL HILLS FARM
400 OAKRIDGE COURT
FORT ATKINSON, WI, 53538
920-397-0732
levelhillsfarm@sbcglobal.net
So

TRACEY SCHWALBE &
DAN GARTZKE
SPRINGSTEAD
W6691 LEGLER VALLEY RD
NEW GLARUS, WI, 53574
608-527-2509
schwalbe1@tds.net
Got

ANDREA SEIFERT
CURLEE ACRES
1616 156TH AVE
CENTURIA, WI, 54824
715-491-2367
curleeacres@gmail.com
www.curleeacres.com
Shet Fine Fleece

SHEEP DAIRY ASSOCIATION OF WI
KAREN NIELSEN/ORGANIZATIONAL
MNGR
518 S PATERSON ST
MADISON, WI, 53703
608-512-5040
sheep@sdaw.org
www.sheepdairywi.com
La Efr Assaf, Awassi

MARY SIEKMANN
W340 N9551 TOWNLINE RD
OCONOMOWOC, WI, 53066
920-988-8948
msiekmann@wi.rr.com
Coop

CHRISTINE SIMMS
1090 CENTER PLACE
DUBUQUE, IA, 52001
563-542-3777
chrissimmscooling@hotmail.com

DEBBIE SKUBAL
E1099 COUNTY RD KB
DENMARK, WI, 54208
920-255-4159
diskubal59@gmail.com
WWW

WENDY SLEIDER
W289S2954 ROAD DT
WAUKESHA, WI, 53188
414-630-4902
wssleider@wi.rr.com
www.wendysweetwoolies.com

DAN & SHELLEY SMERCHEK FAMILY
KDK SOUTHDOWNS/SMERCHEK
SHOW LAMBS
202978 BENTLY RD
ROSHOLT, WI, 54473
715-347-1957
sasmerchek@outlook.com
www.kdksouthdowns.com
www.smerchekshowlambs.com
So CL

JEOFF STEVENS
EGG HARBOR FARM
6508 E BUSS RD
CLINTON, WI, 53525
608-751-2539
dr.jeoffstevens@gmail.com
Ha

CARL STRAND
JENNINGS FAMILY FARM
S525 HAWTHORNE RD
MEQUON, WI, 53097
262-302-9185
farmerstrand@icloud.com
Su/Ha Cross

MICHELE STUTE
LITTLE PRAIRIE CLUNS
W2767 KNEIP RD
ELKHORN, WI, 53121
262-379-4510
micstute1@gmail.com
Clf

MARLIN & GERALYN SUBRA
SUBRA SUFFOLKS
W15142 COUNTY RD P
TAYLOR, WI, 54659
H: 715-662-3003
C: 715-89-2720
marlinsubra@gmail.com
Facebook/Subra Suffolks
Su

SUTTER'S GOLD 'N FLEECE
LIZ & JOE SUTTER
9094 COUNTY RD O
ST GERMAIN, WI, 54558
708-805-1650
liz@suttersgoldnfleece.com
www.suttersgoldnfleece.com
WSWF Vendor

PATRICIA & CRAIG TAYLOR
COLD COMFORT FARM LINCOLNS
371 PASTURE LANE
MURPHYSBORO, WI, 62966
618-967-4994
info@lincolnsheep.net
Lin

TODD & LYNNETTE TAYLOR
JHT LIVESTOCK
W7460 MEEK RD
ARLINGTON, WI, 53911
608-332-4914
taylorsheep@yahoo.com
Ha Ta So Lin Pol

THISTLE RIDGE, LLC
KAY S HATCH
11854 RIVER HILLS PKWY
ROCKTON, IL, 61072
815-298-7491
hatch_ks@yahoo.com
WSWF Vendor

MARTY & TERRI THOMAS
THOMAS CLUB LAMBS
5463 TOWNHALL DR
PULASKI, WI, 54162
920-501-8506
wreststuds@aol.com
WT-Ha NC Cross

ALAN, HEIDI & TY THORSON
METRO HAMPS-RUPNOW HAMPS LLC
W460 SYDO RD
COLUMBUS, WI, 53925
920-344-1235
metrohamps@hotmail.com
www.wisconsinshowlambs.com
Ha Slick

TRIANGLE FARMS
WILLIAM YODER
S2623 JESSOP RD
LAVALL, WI, 53941
608-985-8432
AW

DAVID TROXEL
TROXEL COLUMBIAS
N6127 9TH AVE
PLAINFIELD, WI, 54966
715-335-6854
dmrtroxel@hotmail.com
Ta

STEVE & MONIKA ULATT
EWE-LATT FAMILY FARM
9259 WINDY ACRES DR
KEWASKUM, WI, 53040
414-559-7186
sulatt.stu@gmail.com
Kat

UW-MADISON SHEEP UNIT
TODD TAYLOR, MANAGER
W4857 MEEK RD
ARLINGTON, WI, 53911
608-846-5858
608-332-4914
toddtaylor@wisc.edu
Ha Ta Pol

PAUL & CAROL WAGNER
14804 NEWTON RD
VALDERS, WI, 54245
920-758-2803
www.hiddenvallfarmwoolenmill.com
WSWF Vendor

MICHAEL WALSH & ROGER NORGEL
NORWAL FARM
N983 STATE ROAD 28
ADELL, WI, 53001
M: 219-765-9375
R: 414-759-7333
altoeva2013@gmail.com
Su WDrpr ldf

DEAN TREAGEN & DIANA
WEINHARDT-TREANGEN
HARVEST HILL ACRES
7477 400TH ST
DENNISON, MN, 55018
harvesthillacres@aol.com
www.harvesthillacres.com
CVM Roml

JANET WEYKER
3416 N WISCONSIN ST
RACINE, WI, 53402
262-822-1825
janet.weyker@gmail.com

KEMP A. WILSON
BONNIE HIGHLAND FARM
S93 W31993 HWY NN
MUKWONAGO, WI, 53149
262-363-4406
Su

CATHERINE WINEMAN
CATHY'S CREATIONS, LLC
209291 GALVIN AVE
STRATFORD, WI, 54484
715-506-0096
sheephides@gmail.com
www.cathys-creations.com
Cross

WISCONSIN LIVESTOCK BREEDERS
ASSOCIATION
JILL ALF, EXECUTIVE DIRECTOR
5316 N NORTHWOOD TRACE
JANESVILLE, WI, 53545
608-743-9080
wisconsinlivestockbreeders@gmail.com
www.wisconsinlivestockbreeders.com
State Livestock Association

MIKE WISHNESKI & KATE CARLSON
BIG SKY SHEPHERD'S RANCH
4373 KRUEGERS QUARRY RD
OCONTO, WI, 54153
920-834-5709
Feeder Lambs

WOOL FROM OVER THE HILL
KALEN NICHOLS
W3944 KAMMES DR
BELLEVILLE, WI, 53508
608-424-3938
woolfromoverthehill@hotmail.com
WSWF Vendor




We specialize in Knitting, Crochet, Spinning, Felting, Weaving, and Dying. We have it all. Yarn, fiber, notions and gifts. We have classes and social events all year long. Come on in and check us out; We're located in the middle of Wisconsin Lake Country.



608 Milwaukee St
(just north on Hwy C from I 94)
Delafield, WI 53018
262-646-9392
www.knitch.net





THE ULTIMATE RESOURCE FOR FIBER LOVERS

WITH **ALL ACCESS** YOU'LL GET:

- ✓ **Every issue** of your favorite magazines + print *and* digital copies of new releases
- ✓ **165+ video workshops**
- ✓ Hundreds of **eBooks, patterns, and bonus resources**

UNLIMITED INSPIRATION
for Weaving, Knitting,
Spinning, and Traditional
Needlework



- ✓ **Huge WIF library:** 300+ and growing
- ✓ **Podcast interviews** with fiber artists across the globe
- ✓ **Premium articles & tutorials**
- ✓ **And much more!**

long thread
MEDIA

Subscribe today at
LONGTHREADMEDIA.COM

Wisconsin Sheep Breeders Cooperative
5316 N Northwood Trace
Janesville, WI 53545

PRSRT STD
US POSTAGE
PAID
PERMIT NO. 203
EAU CLAIRE, WI

WWW.EWETOPIAFIBERSHOP.COM

**SMALL BATCH YARNS
CUSTOM PROCESSING
SHOP * VIROQUA, WI
MILL * LA FARGE, WI**

**FIND US IN THE
EAST BARN**



EWETOPIA