


WISCONSIN SHEEP & WOOL FESTIVAL



September 11-13, 2026

Jefferson County Fair Park, Jefferson, WI



WISCONSINSHEEPANDWOOLFESTIVAL.COM



Dependable
American
wool yarn,
hand-dyed.



1 blend • 3 weights • 100's of colorways



SHOP NOW:



thefiberseed.com

Free Shipping with code:
WISCONSIN26

Colorway pictured:
Weekend Cabin



Add it to your cart!



farmHER raised plant dye

MITCHELL
WOOL Co

BOOTHS 411-412




We specialize in Knitting, Crochet, Spinning, Felting, Weaving, and Dying. We have it all. Yarn, fiber, notions and gifts. We have classes and social events all year long. Come on in and check us out; We're located in the middle of Wisconsin Lake Country.



608 Milwaukee St
(just north on Hwy C from I 94)
Delafield, WI 53018
262-646-9392
www.knitch.net



HOW WE GOT HERE



The Wisconsin Sheep Breeders Cooperative began after the Civil War, at a time when Wisconsin had over one million sheep, with Merino being the predominant breed. The Cooperative originated as the Wisconsin Merino Sheep Breeders Association, formed in 1877 to establish a breed registry. Two years later, it merged with a state wool growers group to become the Wisconsin State Wool Growers & Sheep Breeders Association. Its first president was James Webster of Dodge County. The association's objectives were to encourage and protect sheep breeding and wool growing interests in the state, with 'protection' referring to legislative efforts against wool imports.

In 1904, the Wisconsin Sheep Breeders Association was formed, primarily to select judges for the Wisconsin State Fair. In 1951, the association sponsored its first bred ewe sale and later established the Wisconsin Ram Test Station to improve rate-of-gain genetics for both purebred and commercial flocks. In 1981, the association became the Wisconsin Sheep Breeders Cooperative, a 501(c)(5) educational cooperative that

promotes producer and youth education, as well as scholarship opportunities. Since 1985, it has been a member of the American Sheep Industry Association (ASI), a national organization that provides legislative and promotional support for the sheep industry, as well as grants for promotion, producer education, and insurance coverage for state member associations.

In 1977, the predecessor to ASI launched the Blueprint for Expansion, aiming to double U.S. sheep numbers in ten years. Each state created its own expansion program, and in Wisconsin, the program was highly successful, increasing stock ewe numbers by 54% in the first four years. The Blueprint for Expansion was also the impetus for the Wisconsin Sheep Industry Conference which began in 1979, the forerunner to the Wisconsin Sheep & Wool Festival. The Wisconsin Sheep Industry Conference became the largest producer conference in the country, attracting over one thousand participants at its height.

By 2002, as sheep and producer numbers declined, the Wisconsin Sheep Breeders Co-op board decided to transform the event from a producer-oriented gathering into a festival format, opening it to the general public. Thanks to the enthusiasm and initiative of over one hundred volunteers, the festival has grown into the premier event of its kind in the Midwest, attracting thousands of fiber enthusiasts, sheep exhibitors, and stock dog handlers. We are proud to have partnered with Jefferson County Fair Park for twenty-five years.

The history of the sheep industry in Wisconsin is marked by resilience and initiative, adapting to the many challenges of animal agriculture in the twenty-first century. The Board of Directors of the Wisconsin Sheep Breeders Cooperative welcomes you and invites you to support its efforts to keep the Wisconsin Sheep & Wool Festival growing. To learn more or become a co-op member, please visit www.wisbc.com

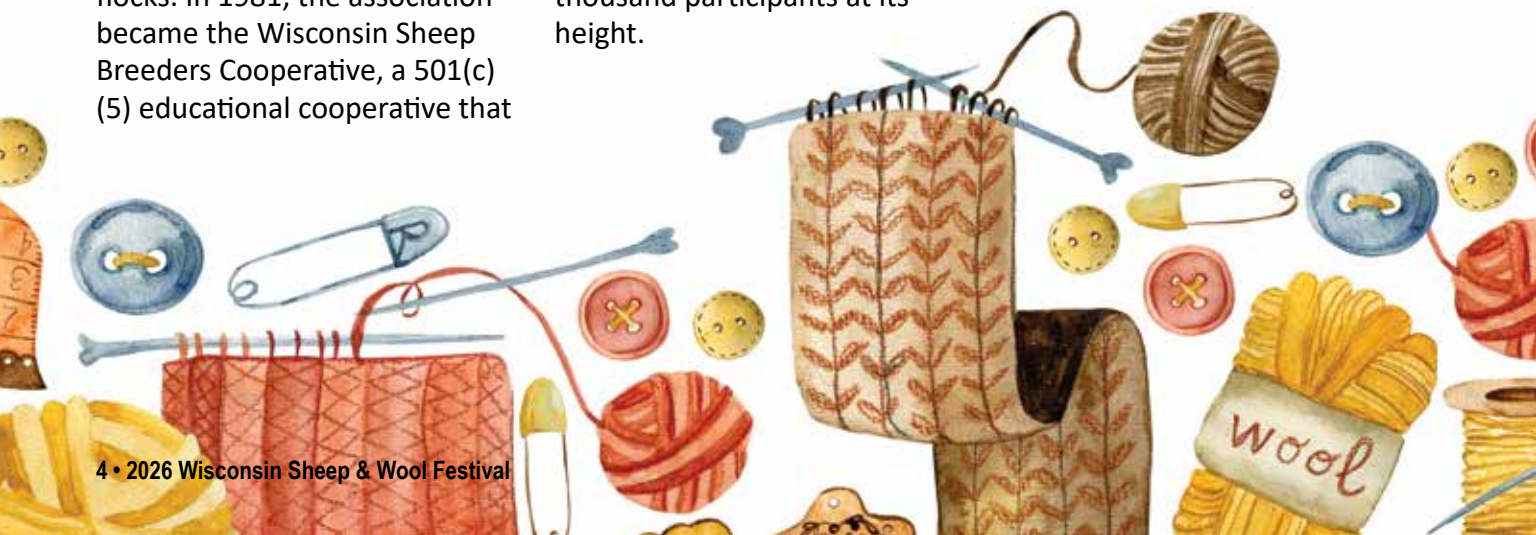


TABLE OF CONTENTS

General Information

Index of Advertisers	5
General Information - Contact Us . . 6	
Camping	7
Admission - Gate hours	8
Country Store Hours	8
Map of Fair Park	9
Where's It Happening?	9
Vendors	10
Schedule of Events	12
Festival Regulations	14

Fiber Arts

Wonders of Wool Fiber Arts

How to Register	16
Class Schedule	17
Class Descriptions	19
PLY Together	36
Make It With Wool	40
Walk & Knit/Crochet Relay	41
Handspun Skein Competition	44



COVER ART BY:

Danielle Munk

I am a mother of three and a proud soccer mom, inspired daily by the energy and beautiful chaos of family life. My art centers on animals, capturing their emotion, personality, and gentle presence. I am drawn to all things creative. I love painting, knitting, needle felting, and sewing—each shaping the way I see detail, texture, and color. Anything artistic makes me happy.

Design Challenge	46
Sheep to Shawl	47

Fleece Shows & Sales

Shetland (MASS) Fleece Show	50
Open Fleece Show	51
Junior Fleece Show	52

Producer Education

Pen of 3 Carcass Evaluation	53
Producer Education Sessions	54

Sheep Shows

North America Dairy Sheep Association	57
Open Meat & Wool Breeds	58
Junior Meat & Wool Breeds	58
Market Lamb	58
Shetland (MASS)	59
Lead Line & Costume Contest	60

Youth Activities

Youth Sweepstakes	61
Judging Contest	61
Poster Contest	62
Skillathon	62

Family Entertainment

Photo Contest	65
Crook & Whistle Stock Dog Trial	65
Antique Shearing Equipment	66
Shearing Demos	66
Hall of Breeds	67
Lambing Barn	67

Wisconsin Sheep Breeders Cooperative

Used Equipment Auction	68
Silent Auction	68
Shepherd's Auction	68
Membership Directory	69

Index of Advertisers

Alpaca Pines Farm and Fiber Mill	60	Lost Art Fiber & Textile Studio	41
American Cotswold Record Assoc.	54	Mitchell Wool Co.	3
Bear Lake Enterprises – b k Sheep Nutrition	15	Mode Knit Yarn	64
Blackberry Ridge Woolen Mil.	37	Needles & Pins Yarn Shoppe	49
Bumblebee Acres Farm	39	North American Dairy Sheep Assoc.	45
Campo	48	Northern Bee Studio	48
Country Today, The	57	Paskey Suffolks	45
Cutler Fence	52	Ply Magazine	36
Equity Cooperative Livestock Sales	48	Purl Talk Hand-Dyed Yarns	60
Ewesful Gifts, LLC	37	Purveyor of Fine Yarns	64
Ewetopia	Back Cover	Rainbow Fleece Farm	53
Fangirl Fibers	56	Refracted Light Fiber Arts	74
Fiber Blitz	6	Roembke Hamps	6
Fiber Seed Yarn Co.	Inside Front Cover	Sheep Dairy Association of Wisconsin	60
Fiberwood Studio	45	Sievers School of Fiber Arts, LLC	64
Flaxen Fleece	74	Spry Whimsy Fiber Arts	47
Four Crows Fibers	54	Sugar River Yarns	38
Fresh Lotus Design	67	Sunkissed Fiber Festival	37
Friends of PBS Wisconsin	49	Sun Valley Fiber	6
Green Mountain Spinnery	64	Susan's Fiber Shop	42 & 43
Gwynn Hill	49	Suzoo's Wool Works	46
Heritage Sheep Reproduction	52 & 58	Textile Art Center of Madison	15
Hidden Valley Farm & Woolen Mill	54	The Woolery	64
H.L. Beemer Farm	Inside Back Cover	Waupun Veterinary Service	57
Indian Lake Artisans	45	Wisconsin Sheep & Wool Festival Apparel	74
Illinois Wool and Fiber Mill	48	Wisconsin Wool Exchange	45
Kaleidoscope Fibers	60	Wool, Warp & Wheel	51
Kiss Looms	6	Yarn Adventure Truck	44
Knitch	3		

GENERAL FESTIVAL INFORMATION

Festival Location

Jefferson County Fair Park,
503 N. Jackson Ave, Jefferson, WI 53549

Phone: (920) 674-7148 weekdays 8 am -4 pm

Email: info@jeffersoncountyfairpark.com

Website: www.jcfairpark.com

Directions

From Madison

I-94 east to Johnson Creek, exit Hwy 26 south to Hwy 18. Left on 18 to Jackson Ave, then left (north) on Jackson to Fair Park.

From Milwaukee

I-94 west to Johnson Creek, exit Hwy 26 south to Hwy 18.

From Chicago

I-90 north to Hwy 26 Janesville exit. Hwy 26 north to Hwy 18 Jefferson exit and right to Jackson Ave.

Festival Business Office

Wisconsin Sheep Breeders Co-op,
5316 N Northwood Trace, Janesville, WI 53545

Phone: (608) 743-9080 weekdays after 5 pm,
weekends 8 am - 9 pm.

Email: wisconsinssheepbreeders@gmail.com

Contact Us

Advertising & Sponsorship

WSWFadvertising@gmail.com

Juried Vendor Applications

WSWFCountryStore@gmail.com

Wonders of Wool Fiber Arts Classes

WSWFWondersofWool@gmail.com



Festival Website

www.WisconsinSheepAndWoolFestival.com

Payments

Gate admission is CASH ONLY.



Fiber Festival
January 16-17, 2027
Waukesha County Expo Center
1000 Northview Road
Waukesha, WI 53188

- \$5 Entrance Fee for Adults
- Children 12 & under free
- Free Parking

REGISTER NOW



An Event by: 

www.hookandshuttle.com/fiberblitz




KISSLOOMS
KNITTING & WEAVING

Premium
hand-made looms
www.kisslooms.com



ROEMBKE HAMPSHIRE

"Bred for Utility"  "Tested for Production"

Richard 262.377.1491
rsmrke@att.net

Richard & Mark Roembke
3696 Country Aire Drive
Cedarburg, WI 53012

Mark 262.707.0032
mjrhamps@hotmail.com

Refunds

Fiber Arts Classes – No refunds of class registration fees after August 15 unless a class is cancelled. No refunds for entry/penning fees, gate passes, or admission to the Festival.

Wisconsin Sheep & Wool Festival, LLC

A function of the Wisconsin Sheep Breeders Cooperative, a 501(c)5 non-profit (not tax exempt).

Camping - All Sites Reserved

Camping permits must be purchased through the Jefferson County Fair Park.

Reserve campsites online at www.jcfairpark.com or call the fairgrounds office, (920) 674-7148, 8 am - 4 pm weekdays.

Fair Park Features Include:

- 300+ sites
- Full hookup (sewer/electric/water)
- Electric & Water
- Dry (no electric or water)
- 20, 30 and 50 amp electrical hookups available
- Free dump station (with camping permit)
- Cashless payment options
- WiFi

Festival Admission not included with camping. Pick up pre-paid camping permits at the Fair Park Office upon arrival.

Lodging

Please refer to the Jefferson County website www.enjoyjeffersoncounty.com.

Who We are:

Wisconsin Sheep Breeders Cooperative's (WSBC) Mission

- Promote the production, marketing, distribution, and utilization of sheep, lamb, and wool products.
- Collect and disseminate information relating to the practical and scientific phases of sheep operation.
- Encourage youth participation in sheep projects.
- Identify and support research needs for sheep production and marketing.
- Promote and encourage efficient marketing of sheep and a sound, healthy sheep industry in Wisconsin



Add your voice to the WSBC and join today!

Leadership Opportunities

Your co-op is governed by its elected members through an seven-member Board of Directors and supporting committees. We encourage all our members to be actively involved!

As A Member You...

- Support promotion of your industry.
- Up to \$3,000 is awarded annually to member families.
- Support youth education.

- Connect to our national industry through American Sheep Industry Assn.

Wisconsin Wool Works!

For over 20 years the Wisconsin Wool Works! has spotlighted the artistry and entrepreneurial skills of co-op members whose products include everything from hand-woven scarves to socks; rugs to handdyed roving, in turn generating income for the organization at the Wisconsin State Fair and the Wisconsin Sheep & Wool Festival, as well as educating thousands about the fiber arts.

GATE HOURS & COUNTRY STORE

Gate Hours

Thursday – CLOSED
(Exhibitors, volunteers, and fiber arts students ONLY) 8 am - 8 pm

Friday & Saturday – 7 am - 7 pm

Sunday – 7 am - 3 pm

Admission – Cash Only

\$10 PER PERSON DAILY

\$20 PER PERSON – 3-DAY WEEKEND PASS

KIDS 8 and Under FREE

PARKING FREE

Admission is charged at both gates –
FRIDAY-SATURDAY-SUNDAY

Thursday – CLOSED (Exhibitors, volunteers,
and fiber arts students ONLY)



The Country Store

Country Store Vendor Hours

Thursday – CLOSED (Exhibitors ONLY)


Friday – 9 am - 6 pm

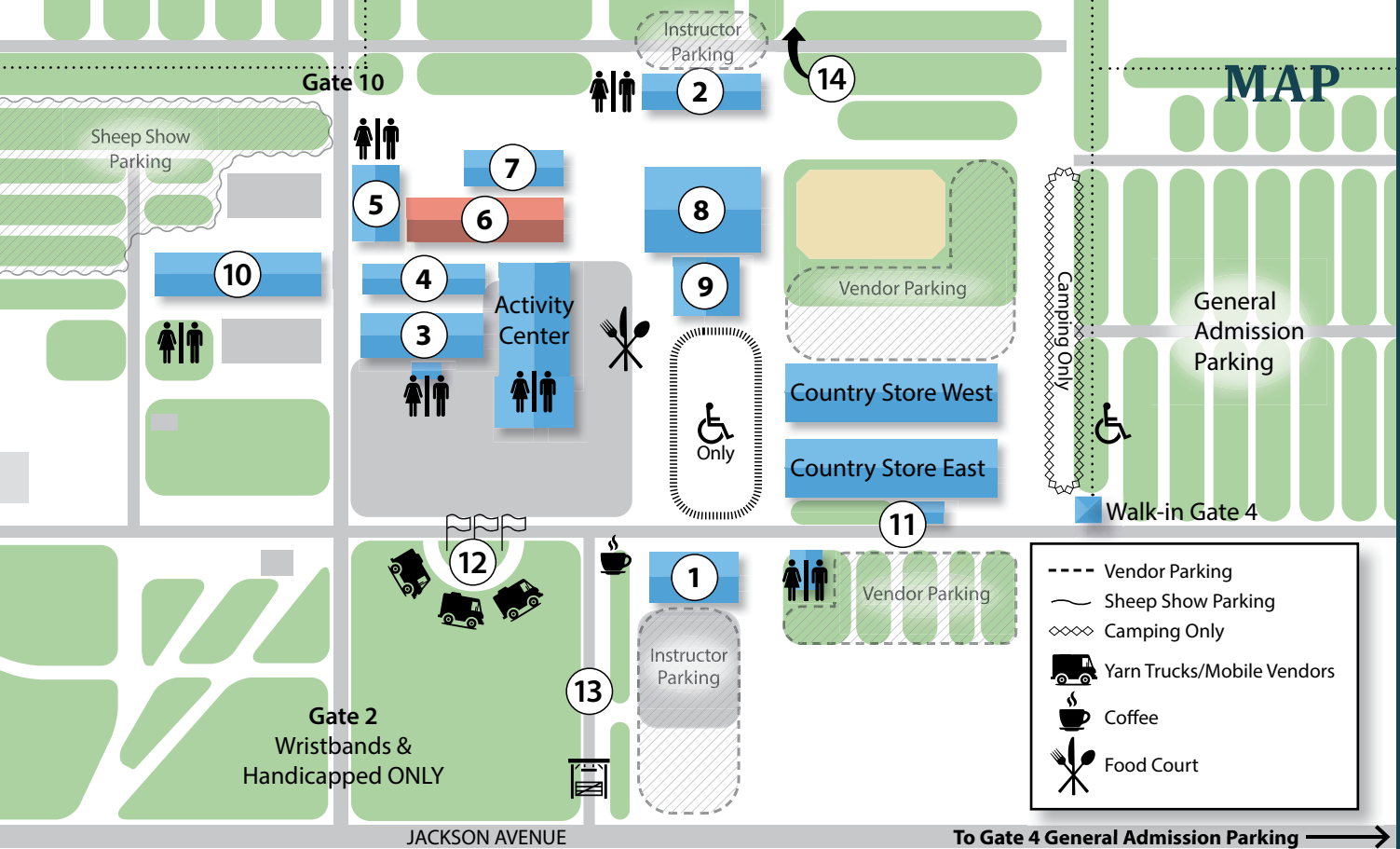
Saturday – 9 am - 6 pm

Sunday – 9 am - 3 pm

Outside Vendors & Food Trucks

Hours may vary. Please check with the
individual exhibitors.





Where Is It Happening? *ACTIVITIES BY BUILDING-LOCATION – SEE MAP*

COUNTRY STORE EAST & WEST

Vendors

ACTIVITY CENTER

Information Desk
 Wonders of Wool Registration Desk
 Fair Park Offices - Camping Permits
 Make It With Wool (Judging & Style Show)
 Silent Auction
 Adult/Youth Design Challenge
 Skein Competition
 Sheep to Shawl Showcase
 Lamb Cooking Demonstration
 Art Under Foot Hooked Rug Display
 Vendors
 Wisconsin Handweavers Display
 Greater Milwaukee Knitter's Guild- Yarn Winding

BUILDING 1 (WOW 1)

Fiber Arts Classes (**Registration Required**)

BUILDING 2 (WOW 2)

Fiber Arts Classes (**Registration Required**)

BUILDING 3 (WOW 3)

Fiber Arts Classes (**Registration required**)
 Skillathon
 Photo & Poster Contests
 Junior Fleece Show

BUILDING 4

Open Fleece Show & Sales
 (MASS) Shetland Fleece Show & Sales
 Shetland Contests

BUILDING 5

Open, Junior & Market Lamb Shows

Lead Line & Costume Class
 Shepherds' Auction

BUILDING 6

Exhibitor Penning for Sheep Shows

BUILDING 7

PLYtogether - Fiber Arts Classes (**Registration Required**), demonstrations, and more!

BUILDING 8

Pen of 3 Carcass Evaluation
 Hall of Breeds
 Newborn Lambs
 Shearing Demos
 Antique Shearing Equipment
 Producer Education
 Meet the Shepherd

BUILDING 9

Used Equipment Auction

BUILDING 10

(MASS) Shetland Sheep Show
 Producer Education
 North America Dairy Sheep Association Show
 Sheep Milking Demonstrations

LOCATION 11

Fiber Arts Classes (**Registration Required**)

LOCATION 12

The Meeting Place
 Yarn Trucks/Mobile Vendors

LOCATION 13

Walk & Knit – Walk & Crochet Relay Race

LOCATION 14

Stock Dog Trial



COUNTRY STORE MAP & VENDOR LIST

Friday - 9 am - 6 pm

Saturday - 9 am - 6 pm

Sunday - 9 am - 3 pm

West Barn

East Barn

124			424	524		824	
123	223	323	423	523	623	723	823
122	222	322	422	522	622	722	822
121	221	321	421	521	621	721	821
120	220	320	420	520	620	720	820
119	219	319	419	519	619	719	819
118	218	318	418	518	618	718	818
117	217	317	417	517	617	717	817
116	216	316	416	516	616	716	816
115	215	315	415	515	615	715	815
114	214	314	414	514	614	714	814
113	213	313	413	513	613	713	813
112	212	312	412	512	612	712	812
111	211	311	411	511	611	711	811
110	210	310	410	510	610	710	810
109	209	309	409	509	609	709	809
108	208	308	408	508	608	708	808
107	207	307	407	507	607	707	807
106	206	306	406	506	606	706	806
105	205	305	405	505	605	705	805
104	204	304	404	504	604	704	804
103	203	303	403	503	603	703	803
102	202	302	402	502	602	702	802
101	201	301	401	501	601	701	801

COUNTRY STORE VENDOR LIST

ACTIVITY CENTER VENDORS

Clemes & Clemes
C & M Acres Fiber Mill/
Fleecekeeper Coats
Ducks in a Row Family Farm
Suzoo's Wool Works
Woollets, LLC
Fibershed Heartland

OUTSIDE VENDORS

Fiber MacGuyver
Profiles Show Supply
Yarn Adventure Truck
Badgerface Fiber
Grouse Hollow Farm/Rappa
Woolloomooloo Shoes

516-517 2 Guys Yarn Company
709-710 A Day in the Country
407-408 A Hundred Ravens
405-406 Alpaca Pines Farm & Fiber Mill
121-122 Babe's Fiber Garden
805-806 Barnhart Studios/Mother of Purl
717-718 Basket Artistry by Susan Preuss
808 Beautiful Syster
222-223 Bernard Family Farm
501-502 Blackberry Ridge Woolen Mill
515 Bricolage Studios
601-603 Bumblebee Acres Farm
509-510 Bur Oak Studio
519 Campo
117-118 Corner Post Farm
311-312 Crafty Flutterby Creations
414-415 Crazy Valley Farmers
217 Croftland Farm
220-221 Driftless Traditional Tannery
413 Dusty's Vintage Buttons
608-609 Enchanted Meadows
203-204 Epicurean Botique
111-112 Ewesful Gifts
822-824 Ewetopia
611-612 Fangirl Fibers
524 Farm Girl Fibers
320 Farmer Nancy Books
514 Felt Art by Emelia


105-106 Felted Sky
820-821 Fevolden Farm Alpacas
706-708 Fiber Optic Yarns
807 Floppy Ear Farm
701 Four Crows Fibers
403-404 Fresh Lotus Designs
409-410 Frivolous Ewe
208-209 Green Mountain Spinnery
613 Gwenyn Hill
119-120 Gwenyth Glynn Longwools
803-804 Handspun by Stefania
210 Harvest Hill Acres
424 Headwaters Pottery
504 Hidden Mountain Arts
702-703 Hidden Valley Farm & Woolen Mill
614-615 HoneyGold Acres
622-623 Hook & Shuttle
416-417 Illinois Wool & Fiber Mill and Complete Sheep Shoppe
207 Ingrid the Crafty
813 Inspired Vintage
421-423 Interlacements Yarns
719 Jarka's Art Studio
719 Joan Grosse
607 Jubilee Farms
505-506 Kaleidoscope Fibers
308 Kiss Looms
604-605 knitbaahpurl
617-618 Knitting Notions
306-307 KnitzAndPearls Fiberworks
107-108 Lanart International
619-620 Lavender Lune Yarn Co.
309-310 Leading Men Fiber Arts
503 Leichester Longwool Sheep Breeders Association (LLSBA)
621 Lisa Truax Ceramics
704-705 London Dairy Alpacas
215-216 Looking Glass Sheep & Wool
801-802 Maple Row Stock & Wool
411-412 Mitchell Wool Co.
313-314 ModeKnit Yarn
616 Moonwise Herbs
819 Natural Cycles Farm
513 Nordic Bohemian
123-124 Northern Bee Studio

521-522 Observatory Hill Farm
713-714 Ohmi Fibers
116 Oink Pigments
722-723 One Wing Wool
505-506 Purl Talk
610 Purveyor of Fine Yarns
322-323 Rach-Al-Paca Fiber Processing
811-812 Rainbow Fleece Farm
711-712 RiverWinds Farm & Fiber
507-508 Round Barn Fiber Mill
103-104 Sandy's Palette
201-202 Shady Haven's Fiber Designs
419 Sheep Dairy Association of Wisconsin (SDAW)
401-402 Sherwood Forest Farm
511-512 Snyder Spindles
606 Spinning Guy
113-115 Spry Whimsy Fiber Arts
321 StarKnits
518 SticheD Naturally
720-721 Stunning String Studio
317-319 Sun Valley Fibers
301-305 Susan's Fiber Shop
319 Sutter's Gold 'n Fleece
211-212 The Alpaca Guy
101-102 The Basket Lady
316 The Felted Soap Lady
420 The Foldout Cat
315 The Redmer Farm
214 Thimbles for You
715-716 Thorntree Pass
809 Tuscany Lampwork Art
418 Whateview Weaver
522-523 Whirlwind Ranch
218-219 Why Knot Fibers
205-206 Wild Stitches
109-110 Wisconsin Wool Works!
810 Wool From Over the Hill
814-817 Wool, Warp, & Wheel
818 Wyld and Wooly



SCHEDULE OF EVENTS

(P) Pre-registration required for these classes and activities.
Check Map for locations.



THURSDAY

8 am—4 pm Fair Park Office Open Activity Center
 8 am—5 pm Wonders of Wool Registration Desk Open Activity Center Lobby

FRIDAY

7 am Gates Open
 7:30 am Information Desk Open Activity Center Lobby
 8 am—4 pm Fair Park Office Open Activity Center
 8 am—5 pm Wonders of Wool Registration Desk Open Activity Center Lobby
 8 am—10 am (Sat.) – Silent Auction Donations Accepted Activity Center Lobby
 8 am Crook & Whistle Stock Dog Trial Opens West Field (14 on Map)
 8:30 am—5 pm Registration – All Skein Competitions Activity Center
 Registration - Adult/Youth Design Challenge Activity Center
9 am—6 pm Country Store and Yarn Trucks – Open
 9 am—6 pm Shetland Silent Auction Building 4
 10 am
 Judging – Shetland Fleece Show Building 4
 Hall of Breeds Fiber Tour! Building 8
 12 pm Silent Auction Opens for Bidding Activity Center
 12:15 pm Meet the Shepherd (Shetland) Building 8
 1 pm Judging – North America Dairy Sheep Show Building 10
 1:15 pm Meet the Shepherd (Coopworth) Building 8
 2 pm Judging – Open Meat & Wool Breeds Shows Building 5
 Now you’re cooking with Lamb! (demo & tasting) Activity Center Stage
 2:15 pm Meet the Shepherd (Finn & Gotland) Building 8
 2:30—3:30 pm Silent Auction of Shetland Fleeces Building 4
 3:15 pm Shave ‘em to Save ‘em Presentation Building 8
 4 pm—5 pm Private Treaty Sales Shetland Fleeces Building 4

SATURDAY

7 am Gates Open
 7:30 am Information Desk Open Activity Center Lobby
 Crook & Whistle Stock Dog Trial Opens West Field (14 on Map)
 8 am—3 pm Junior Skillathon, Junior Fleece Show Building 3
 8 am—3 pm Photo & Poster Contests Building 3
 8 am—4 pm Fair Park Office Open Activity Center
 8 am—5 pm Wonders of Wool Registration Desk Open Activity Center Lobby
 8 am Youth Judging Contest- Sign Up Building 5
 8:30 am Meet the Shepherd (Katahdin & Solar Grazing) Building 8
 8:30 am—3 pm
 Registration – All Skein Competitions Activity Center
 Registration - Adult/Youth Design Challenge Activity Center
9 am—6 pm Country Store and Yarn Trucks – Open
 9 am—6 pm Everything Made with Shetland Wool Showcase Building 4
 9 am Shetland craft/knit competition Building 4

	Private Treaty Sales – Shetland Fleeces	Building 4
	Silent Auction open for bidding.	Activity Center
	Judging- Make it with Wool	Activity Center
9:30 am	Judging – Junior Showmanship, Jr. Meat & Wool Breeds	Building 5
	Judging – Open Fleece Show	Building 4
10 am	Shepherd’s Auction open for bidding	Building 5
	Shearing Demonstration	Building 8
	Shetland Wool, Filled with Versatility & Character (presentation).	Building 4
11:15 am	Stand Shearing Demonstration	Building 8
12 pm	Shearing Demonstration	Building 8
12:30 pm	Judging – Shetland (MASS) Show	Building 10
1 pm	Heritage Sheep Reproduction Presentation	Building 8
2 pm	Used Equipment Auction	Building 9
	Shearing Demonstration	Building 8
2:30 pm	Make it with Wool - Awards & Best of Wisconsin Style Show	Activity Center
3:15 pm	Meet the Shepherd (Valais Blacknose)	Building 8
3:30 pm	Silent Auction closes for bidding.	Activity Center
3:45—4:15 pm	Registration - Walk & Knit-Walk & Crochet Relay Race	Walk & Knit Way
4 pm	Lead Line-Costume Class	Building 5
4:30 pm	Walk & Knit-Walk & Crochet Relay Race.	Walk & Knit Way
5 pm	Poster-Photo Contest Results	Building 3
6 pm	Silent Auction of Open Show Fleeces	Building 4
	Shetland Silent Auction Closed for Bidding	Building 10

SUNDAY

7 am	Gates Open	
	Wonders of Wool Registration Desk Open	Activity Center Lobby
7:30 am	Information Desk Open	Activity Center Lobby
	Crook & Whistle Stock Dog Trial Opens	West Field (14 on Map)
8 am—12 pm	Junior Skillathon, Junior Fleece Show	Building 3
8 am—3 pm	Photo & Poster Contests	Building 3
8:30 am—3 pm	Open Fleece Show – Private Treaty Sale.	Building 4
8:30 am	Judging – Shetland (MASS) Show	Building 10
9 am—3 pm	Country Store and Yarn Trucks – Open	
9 am	Judging - Skein Competition, Adult/Youth Design Challenge	Activity Center
	Sheep to Shawl Showcase begins	Activity Center
10 am	Judging - Showmanship, Market Lamb & Commercial Ewe Show	Building 5
	Evaluation - Pen of 3 Evaluation (Live Ranking) and Roundtable following right after . . .	Building 8
	Shearing Demonstration	Building 8
	Marshall Spinners Fiber Arts Demonstrations	Building 1
11 am	Stand Shearing Demonstration	Building 8
12 pm	Shepherd’s Auction Closes for Bidding	Building 5
	Shearing Demonstration	Building 8
1:15 pm	Meet the Shepherd (Soay & Ouessant/Brenton Dwarf)	Building 8
1:30 pm	Sheep to Shawl Team Presentations	Activity Center
3 pm	Festival Grounds Close	

Mark your calendars for 2027! September 10-12

FESTIVAL REGULATIONS

By purchasing admission, registering for classes or participating in any event, activity, livestock show, competitions, demonstrations and/or entering the premises, attendees agree to all regulations, restrictions and guidelines as set forth below and/or duly posted by the Wisconsin Sheep Breeders Cooperative, Wisconsin Sheep & Wool Festival, LLC (Festival) and/or regulations as set forth by the Jefferson County Fair Park, Jefferson County Health Department and Jefferson County, Wisconsin.

- All persons enter at their own risk.
- No soliciting, polling, campaigning.
- No firearms permitted on the fairgrounds.
- Controlled substances prohibited on the fairgrounds at all times.
- Smoking prohibited in all fairgrounds buildings at all times.
- No alcoholic beverages allowed during festival hours.
- Parents/Guardians are responsible for the supervision of all minors.
- Exhibitors/participants in Festival shows, competitions, classes, demonstrations and activities participate at their own risk and may be disqualified and lose awards, premiums and/or lose eligibility to exhibit and or participate at the Wisconsin Sheep & Wool Festival for failure to follow the rules.
- No distribution or posting of printed materials/flyers/advertisements except as specifically allowed by Festival or Jefferson County Fair Park management.
- Leave your pets at home! Pets are not allowed at the Wisconsin Sheep & Wool Festival and will be denied entry to the festival. Only certified service dogs, service dogs in training and those entered in the Crook & Whistle Stock Dog Trial will be allowed on the grounds during festival hours. Dogs belonging to permitted campers must remain at a campsite during festival hours.
- The Wisconsin Sheep & Wool Festival, LLC, Jefferson County Fair Park and the Wisconsin Sheep Breeders Cooperative are not responsible for lost articles or damage to personal property. Report any loss or damage to the Jefferson County Fair Park Office.
- All vendor sales of merchandise, food and/or services are by express permission of the Wisconsin Sheep & Wool Festival, LLC.
- No demonstrations of any kind are allowed.
- No bikes, skateboards, roller blades, scooters, golf carts or motorized bikes are allowed on the Festival grounds during hours of operation for the event without express permission of Jefferson County Fair Park or Festival management.
- No drones, except by express permission of the Festival.
- No persons allowed on Festival grounds overnight without a camping permit. Contact Jefferson County Fair Park office for permits – 920.674.7148 8:00 to 4:00 weekdays or refer to the Fair Park website, www.jcfairpark.com.
- Sale or distribution of food or beverage items of any kind is strictly prohibited except by permit from Festival management and Jefferson County Fair Park.
- No photos or video taping of vendor displays, demonstrations, classes, instructors, presenters or products without express permission.
- The Wisconsin Sheep & Wool Festival, LLC, Jefferson County Fair Park and the Wisconsin Sheep Breeders Cooperative reserve the right to publish and copyright images associated with the Wisconsin Sheep & Wool Festival (including audio, moving image or photography) for educational programs, websites and promotion of the event.
- The Festival will not be held responsible for incorrect mailing, or email addresses, or phone numbers.
- The Wisconsin Sheep & Wool Festival, LLC and Jefferson County Fair Park reserve the right to exclude from Jefferson County Fair Park and Festival activities any person (exhibitor, spectator, vendor, participant, student, competitor) who is in any manner disruptive or who exhibits inappropriate behavior that may include but not be limited to public cursing, abusive or belligerent language or any language/actions that be construed as threatening or in the opinion of Festival or Jefferson County Fair Park management, would disturb the public or cause interruption of shows, events, transactions, classes or any activity associated with the Festival. The Festival may delegate such authority to impose any such sanction to designated security officers or local law enforcement. Said sanction shall also include the right to temporarily or permanently ban participation and attendance at future events.

ALL VIOLATORS WILL BE IMMEDIATELY ESCORTED FROM FESTIVAL GROUNDS PLEASE – LEAVE YOUR PETS AT HOME!

Statement of Non-Discrimination

The Wisconsin Sheep & Wool Festival, LLC and the Wisconsin Sheep Breeders Cooperative do not discriminate against anyone on the basis of race, creed, religious or sexual preference, or physical or other disabilities with regard to volunteers, participants, vendors or any person or business associated with or attending the Festival.

Statement of Liability

All activities of the Wisconsin Sheep & Wool Festival, LLC (Festival) taking place on the grounds of Jefferson County Fair Park shall be under the immediate control and direction of the Wisconsin Sheep Breeders Cooperative (Cooperative) or representatives thereof, or chairperson(s) and/or superintendent(s) and/or volunteers for that event or activity, but the Festival, Wisconsin Sheep Breeders Cooperative and Jefferson County Fair Park shall not be, in any case, held responsible for any type of loss, injury, actions or damage that may occur or be experienced by exhibitors, vendors, customers, volunteers, students, onlookers, participants or attendees. The Wisconsin Sheep Breeders Cooperative and/or the Wisconsin Sheep & Wool Festival, LLC take no responsibility for any activity assuming, claiming or advertising an affiliation with the Cooperative and/or Festival which does not take place within the limits of Jefferson County Fair Park and within the posted daily schedule of the Festival.

Each exhibitor, vendor or persons displaying for educational, exhibition or instructional reasons any animal, item or product will be solely responsible for any consequential or other loss, injury or damage to, or occasioned by, or arising from any animal or article exhibited by any said person, and shall indemnify the Wisconsin Sheep & Wool Festival, LLC, the Wisconsin Sheep Breeders Cooperative, Jefferson County Fair Park and Jefferson County against all legal or other proceedings in regard thereto, as well as damage

or injury to any other person(s) or property caused by the exhibitor, vendor, or person(s) displaying items for educational, exhibition or instructional reasons, or any of the animals exhibited by persons or arising out of, or in any way connected with such exhibition of any of the animals, products or items exhibited, displayed or offered for sale.

The care, feeding, safe handling and safety of all animals brought to the Wisconsin Sheep & Wool Festival shall be the sole responsibility of the person or persons exhibiting, displaying or managing such animals, including sheep for display, entered in competition, or for educational and demonstration purposes; dogs entered in a stock dog trial or stock dog demonstration; or any animal as part of or incidental to a vendor display. Exhibitors and handlers must provide their own feed, bedding, and water for animals in their care. The Wisconsin Sheep & Wool Festival, LLC shall provide exhibitors, handlers and vendors with assigned space for their displays and exhibits subject to such rules and regulations as may be prescribed. By providing such space, the Festival shall not insure, nor be responsible for, the safety of such animals, or the person or persons tending them.

Accepted Entries

In all cases, the Wisconsin Sheep & Wool Festival, LLC reserves the right to reject, accept, or conditionally accept any entry, registration or consignment and does not guarantee space in any show, demonstration, trial or display to any entry, as it is intended that only such animals shall be entered and shown as have merit, will be a credit to both the exhibitor and Festival, and are judged not to pose any health risk to other livestock, their handlers and other exhibitors. In all matters related to acceptance of entries, decisions shall be at the discretion of the superintendent in charge of the respective activity, show or exhibition. Any exhibitor who knowingly makes a material misrepresentation may be barred from all future competitions at this event.



Textile Arts Center of Madison

A welcoming hub for the fiber art community
with year-round workshops, exhibitions, supplies,
and community programs.

1702 South Park Street, Madison
www.textileartsmadison.org
@textileartsmadison

*You Now Have a Choice
for Sheep Nutrition!*



Bill Keough • "bk" Sheep Nutrition Services
Division of Bear Lake Enterprises • Manawa, WI

PHONE 920-428-5712 (cell)

EMAIL bksheep@wolfnet.net

www.bksheep.com

Nutrition that Works!

**"Big" companies sell the same
few products to everyone.**

**Custom-formulated "bk"
Sheep products & services
are used by nationally-
known purebred, show
lamb, commercial &
dairy sheep producers!**

- *Ration balancing*
- *Nutrition consulting*
- *Mineral and grain mixes
formulated specifically for
your flock's needs*
- *"bk" Sheep Vitamin/Trace Mineral
products at affordable prices*

HOW TO BROWSE & REGISTER

GATE PASSES ARE NO LONGER MAILED. YOU MUST PAY AT THE GATE FOR ENTRANCE INTO THE FESTIVAL. \$10/day or \$20/weekend Friday-Saturday-Sunday (Thursday free entry into grounds)

REGISTRATIONS REMAIN OPEN UNTIL EACH CLASS IS FILLED OR CANCELED.

NO REFUNDS AFTER AUGUST 15 UNLESS A CLASS IS CANCELED.

Bookeo is our registration program. It is best viewed on a desk computer, laptop, or tablet.

HOW TO BROWSE AND REGISTER-

Go to www.bookeo.com/wswfwow

THINGS TO LOOK FOR:

- **SOLD OUT = Class is SOLD OUT and WAITLIST is FULL**
- **WAITLIST = Class is SOLD OUT, but spots remain on the WAITLIST**
 - **Waitlists equal the total number of seats available. If a wait-list fills, we will try to offer another session.**
 - **As seats become available, the system will automatically begin contacting the waitlist.**
- **BOOK NOW = Class has open seats**

1. SEARCH CLASSES: Classes can be searched by category, instructor, class number, or day. Multi-day classes are listed separately on the multi-day class tab

2. LEARN MORE: Use the (i) button to access tabs that provide detailed class descriptions, materials fees, required experience level, and additional project photos. On a phone, it may be a small grey (i) button above a blue arrow on the right side of the screen. Try viewing the page in portrait mode; some phones will automatically convert the (i) button into an INFO button, making it easier to see. Class not for you? Hit "Cancel" or "Ok" to return to the main schedule.

3. BOOK YOUR CLASS: Select the Class Time under the class photo. Choose the number of tickets (registrations) you want using the button. You can register (purchase tickets) for a maximum of 4 people per class.

4. CREATE AN ACCOUNT: You will be prompted to log in to your account. If you don't already have an account, please fill in the required information, including a password, to create your account.

5. SHOPPING CART & PAYMENT: The sessions you have added to your cart will be displayed here. You can choose to click on "add another class," "change," or "remove classes" in your cart. Enter your credit card information. When you are ready, agree to the terms and conditions, pay, and confirm your booking.

6. PRINT YOUR ORDER! Once payment is accepted, you'll get an email receipt confirming your order. Please print and keep a copy of this email, and bring it with you to class. Check your trash or spam folders if you don't see this email. You will receive a reminder approximately 4 days before your class.

NEED HELP?

Contact Hedge Becker, Bookeo Administrator, at **215-237-2115** (text) or wswfwondersofwool@gmail.com.

GATE PASSES ARE NO LONGER MAILED. YOU MUST PAY AT THE GATE FOR ENTRANCE INTO THE FESTIVAL. \$10/day or \$20/weekend Friday-Saturday-Sunday (Thursday free entry into grounds)

REGISTRATION DETAILS & ACCOMMODATIONS

- Minors may not register for Wonders of Wool fiber arts classes without the express consent of Festival management, a signed waiver from a parent or guardian, and written permission from the Instructor.
- Individuals requiring special accommodations, please notify us at the time of registration.
- Unregistered persons or onlookers are not allowed in any class.

MATERIALS FEES

Materials Fees are in addition to the registration fees and must be paid directly to the Instructor. An ATM will be on the grounds.

YOUR RECEIPT IS YOUR STUDENT PACKET. PLEASE REFER TO THE FESTIVAL MAP FOR YOUR CLASS LOCATION.

CANCELLATIONS

A class not meeting a minimum number of registrations or due to circumstances beyond our control may be canceled, and the Festival will notify any affected students. The Festival will not be responsible for lodging, travel expenses, or other fees incurred by a student prior to cancellation.

CHANGES IN MAILING AND EMAIL ADDRESSES OR PHONE NUMBERS

The Festival will not be responsible for incorrect phone numbers, mailing, or email addresses. Update information or manage your bookings at <https://bookeo.com/wswfwow/customer>.

SOLD OUT CLASSES

Do not contact an instructor directly to get into a sold-out class!

ADMISSION – GATE PASSES ARE NO LONGER MAILED. YOU MUST PAY AT THE GATE FOR ENTRANCE INTO THE FESTIVAL. \$10/day or \$20/weekend Friday-Saturday-Sunday (Thursday free entry into grounds)

THURSDAY – SET UP DAY

The Country Store is CLOSED on Thursday for vendor setup. For your safety, please do not enter those barns or buildings where exhibitors, fairground staff, and volunteers work. Thank you!

SCHEDULE

Wonders of Wool Class Schedule & Instructors

Unless Noted:

2-day class = 12 hours - \$260, 1-day class = 6 hours - \$130, Half-Day Class = 3 hours - \$65

THURSDAY & FRIDAY 2-DAY CLASSES: 9 am – 4 pm EACH DAY

- 404 – Beginning Weaving on a 4-Shaft Loom Nancy Frantz
409 – First Steps in Bobbin Lace..... Kelly Webster

THURSDAY ALL-DAY CLASSES: 9 am – 4 pm

- 401 – Pine Needle and Sweet Grass Basketry Linda Conroy
402 – Electric Sheep: Exploring E-spinning..... Liza Q. Wirtz
403 – Handled Tower Basket Bev Larson
405 – Spinning Tiny Texture: Small Gauge Art Yarns Evie Schwartz
406 – Beginning Spinning Deb Jones
407 – Shave ‘Em: Spinning America’s Heritage and Conservation Fibers..... Julie Drogsvold
408 – Dye your Dorset Buttons..... Kelly Brandt
410 – Ecoprint Naturally on Silk and Wool M Theresa Brown
411 – Exploring the Drum Carder..... Henry Clemes
412 – 30 Shades of Color- A Deep Exploration of 2 Natural Dyes Lori Evesque

THURSDAY HALF-DAY MORNING CLASSES: 9 am – 12 pm

- 443 – Spinning for Consistency..... Ingrid McMasters
445 – Blending Tints, Tones, & Shades Emily Wohlscheid
446 – Getting Started with Woolly Washing..... Greg Padget
449 – Creating the Color Wheel! Nancy Macali
451 – FUNdamentals of Weaving - Learn to Weave Today!..... Julie A Benac

THURSDAY HALF-DAY AFTERNOON CLASSES: 1 pm – 4 pm

- 461 – Needle Felted: Bailey T. Black Sheep Danita Doerre
463 – Understanding Your Spinning Wheel Ratios Ingrid McMasters
465 – Heather & Tweed Blends Emily Wohlscheid
467 – Dyeing Yarns for Assigned Pooling..... Melissa Brown
469 – Embroidery Sampler Nancy Macali
471 – Clothing Design with Handwoven Fabrics Julie A Benac

FRIDAY ALL-DAY CLASSES: 9 am – 4 pm

- 501 – The Shepherd’s Rug Letty Klein
502 – Needle Felted: Winston Wensleydale Sheep Danita Doerre
503 – Wet Felted Flowers in a Vase Justine Heinrichs
504 – Spin Wool with a Distaff and Spindle: Historical Practice and Modern Application Evie Schwartz
505 – Beginning Spinning Deb Jones
506 – Spinning the Fibers of Scotland: Native Breeds and Traditional Yarn Julie Drogsvold
507 – Ecoprint on Sheep Leather M Theresa Brown
508 – Mixing Natural Dyes for Expanded Color Options on Wool and Cotton Lori Evesque
P571 – Pocket Palooza Lisa Toppin
P572 – Yarnitecture: Building Exactly the Yarn You Want Jillian Moreno
P573 – Magical Creativity: Using your fiber tools as magic wands Lauren McElroy
P574 – Winning with Worseted Jacey Boggs

FRIDAY HALF-DAY MORNING CLASSES: 9 am – 12 pm

- 542 – Stencil a tote bag with Bengala Mud Dyes Chiaki O’Brien
544 – Introduction to Basketry Heather Macali
546 – Rectangular Dish Towel Weaving Kelly Jones
548 – Spin from the Fold Heavenly Bresser
550 – Hand-made Dorset buttons: The Dorset Crosswheel Kelly Brandt
552 – Let’s Spin Those Meat Sheep Kenneth Gossard
554 – Handwoven Couture: Seaming and Finishing for Handwoven Fashion Julie A Benac
556 – Breed Sampler V: Fine Wools..... Henry Clemes
P573 – Magical Creativity: Using your fiber tools as magic wands Lauren McElroy
P574 – Winning with Worseted Jacey Boggs

FRIDAY HALF-DAY AFTERNOON CLASSES: 1 pm – 4 pm

- 562 – SAORI Weaving---What’s your tendencies?..... Chiaki O’Brien
564 – Introduction to Basketry Heather Macali
566 – Triangle Shawl Weaving Kelly Jones
568 – Slow to Quick: Ease Your Way into Longdraw..... Heavenly Bresser
570 – Star Buttons, a variation on the Dorset style Kelly Brandt
572 – Fresh Fleece to Yarn..... Kenneth Gossard
574 – Brioche SOS: How to Correct Mistakes Jenn Lampen

2026 Wonders Of Wool • SCHEDULE

SCHEDULE

576 – Breed Sampler II: On the Rare Side	Henry Clemes
P575 – Sweater Fit 101: Tips and Tricks for the Knitter.....	Aimee Sher
P576 – Beginner Inkle Weaving.....	Lisa Graves

SATURDAY & SUNDAY 2-DAY CLASSES: 9 am – 4 pm EACH DAY

608 – Beginning Torchon	Pat Hiltz
P671 – Intro to 4-Shaft Double Weave.....	Lisa Graves

SATURDAY ALL-DAY CLASSES: 9 am – 4 pm

601 – Breed Study: Spinning Local Sheep Breeds of Wisconsin	Alejandra Sanchez
602 – SAORI Weaving--Be in a moment	Chiaki O'Brien
603 – Basic Silk Reeling.....	Esther Peregrine
604 – Upcycled Blending	Emily Wohlscheid
605 – Needle Felted Bluebird Painting	Justine Heinrichs
606 – Beginning Spinning	Deb Jones
607 – Cotton Spinning	Julie Drogsvold
609 – Ecoprint in Color on Silk and Wool	M Theresa Brown
610 – Carding for Color: Fractals	Henry Clemes
611 – Quintessential Indigo- Making, Maintaining, and Dyeing with Indigo Vats and Fresh Indigo.....	Lori Evesque
P672 – Stitching your Stillness: A Mindful Making Workshop	Lauren McElroy
P673 – Parallel Drafting: Blending Color at the Wheel.....	Jillian Moreno
P674 – Raglan Fit.....	Aimee Sher

SATURDAY HALF-DAY MORNING CLASSES: 9 am – 12 pm

642 – Going Forward With Brioche	Kathy Krause
643 – Tablet Weaving: Sheep in a Row Bookmark.....	Jay Warner
645 – Slow to Quick: Ease Your Way into Longdraw.....	Heavenly Bresser
647 – Intro to Shuttle Tatting.....	Cris Robinson
649 – US Sheep Breeds.....	Kenneth Gossard
651 – Fearless Fixing – Fixing Knitting Mistakes	Jenn Lampen

FRIDAY HALF-DAY AFTERNOON CLASSES: 1 pm – 4 pm

662 – Mastering Magic Loop	Kathy Krause
665 – Spin from the Fold	Heavenly Bresser
667 – Intermediate Shuttle Tatting.....	Cris Robinson
669 – Fresh Fleece to Yarn.....	Kenneth Gossard
671 – Stretchy Cast-ons and Bind-offs.....	Jenn Lampen
P675 – Fix it or Frog it	Lisa Toppin
P676 – A Welcome Change: Secrets of Yarn Substitution.....	Jillian Moreno
P677 – Sweater Fit 101: Tips and Tricks for the Knitter.....	Aimee Sher

SUNDAY ALL-DAY CLASSES: 8:30 am – 3:30 pm

801 – Spinning Easy and Elegant Artisan Yarns.....	Julie A Benac
802 – Beginning Spinning	Deb Jones
804 – Rigid Heddle Weaving + Woven Shibori.....	Heather Macali
805 – Introduction to Circular Sock Machines.....	Carmen Ballman
806 – Kaleidoscope Ecoprinting.....	M Theresa Brown
807 – Natural Dyeing with Salt of the North	Maddy Bartsch

SUNDAY HALF-DAY MORNING CLASSES: 8:30 am – 11:30 am

841 – A Tale of Two Breeds: Spanish Merino and Navajo Churro Sheep.....	Alejandra Sanchez
842 – Start Spinning: From Fiber to Yarn.....	Julie Drogsvold
843 – Zwirnknopf Buttons	Cris Robinson
845 – Wonderful Wild Silks	Esther Peregrine
848 – Calvin's Little Gardening Basket.....	Bev Larson
849 – Make your Potholder Loom Loops yourself!.....	Maggie Batley
851 – Twists and Turns – Cable Knitting	Jenn Lampen
854 – Blending Board Basics.....	Roy Clemes
P871 – Bind off Loosely Like A Pro	Lisa Toppin
P872 – Mix it Up: The Basics of Combining Color with Braids	Jillian Moreno
P873 – All About Yarn: Ply, Twist and Fiber.....	Karen Robinson

SUNDAY HALF-DAY AFTERNOON CLASSES: 12:30 pm – 3:30 pm

863 – Introduction To Knooking	Cris Robinson
865 – Marvelous Mawatas	Esther Peregrine
871 – Demystifying Knitting Charts	Jenn Lampen
874 – Coils, Coins, Cords, and More	Roy Clemes
P874 – Full Bust Adjustments for Knitters.....	Aimee Sher
P875 – Winning with Woolen	Jacey Boggs
P876 – Drop Into Presence: Spinning as a Metaphor for Life.....	Lauren McElroy

Student Experience Definitions:


- **No Experience Necessary** = Student needs no experience with the craft to be successful in this class
- **Beginner** = Student should have a very basic knowledge of the craft or similar crafts to be successful in this class
- **Intermediate** = Student should have experience with the craft and be ready to move into a place where they may be challenged
- **Expert** = Student should be very confident in their skills and be ready to draw upon these skills to be successful in class

FULL CLASS INFORMATION WILL BE FOUND ONLINE. Please note that changes can/will be made between catalog publication and online class listings. Online listings are considered the final and correct information.

Thursday, September 10, 2026

Class 401: Pine Needle and Sweet Grass Basketry

Instructor: Linda Conroy *VENDOR*



Workshop Description:

Explore the creative possibilities of this traditional skill as you design and complete a coiled basket using pine needles and sweetgrass. Herbalist Linda Conroy will guide and instruct you on how to coil and stitch a simple basket as well as integrate other materials

into your basket, such as black walnut hull, pine cone, beads, and more. This class is a great opportunity for both beginners and intermediate weavers to learn and expand on their skills.

Materials Fee: \$35

Experience Level: beginning-intermediate

Class 402: Electric Sheep: Exploring E-spinning

Instructor: Liza Q. Wirtz *VENDOR*



Workshop Description:

Tempted by spinning but not sure a regular wheel's for you? Intrigued by the idea of making just the yarn you want, but not sure where you'd put a wheel if you had one? Feet/knees not doing what you want as painlessly as they used to, making the whole treading part of

wheel spinning look less than fun? Take some e-spinners for, well, a spin! In the first half of this experiential, process-oriented class designed for folks starting their spinning journey, you'll take a guided tour of at least ten different e-spinners, learning how they resemble and differ from both one another and their acoustic brethren. In the second half, you'll be exposed to and practice some fundamental spinning skills as you actively

try out multiple e-spinners, getting a sense of what does and doesn't work for you. Electric wheels are tabletop-friendly, juiced up, and ready to go. Who knows—you might discover one that's just right for your spinning spirit!

Materials Fee: \$60

Experience Level: Student needs no experience with the craft to be successful in this class.

Class 403: Handled Tower

Instructor: Bev Larson *VENDOR*



Workshop Description:

A tall, cylindrical woven basket with a beautifully detailed structure and sturdy construction, featuring ceramic side handles (handles will all vary and may be different from those in the picture). The weaving pattern changes in sections for visual interest. Completed

size approximately 8 x 8 x 14

Materials Fee: \$45

Experience Level: No experience necessary

Class 404: Beginning Weaving on a 4-Shaft Loom- 2 Day Class

Instructor: Nancy Frantz



Workshop Description:

Experience the fun of weaving on a 4-shaft loom. In just 2 days, you will learn how to plan a project, prepare a warp, dress it onto a loom, and weave. We'll discuss the loom, learn how to read a pattern draft, and learn about some basic weave structures and finishing

techniques. There will be many completed samples and projects for your inspiration. You'll leave this class with your woven project (set of coasters) and the knowledge to continue weaving on your own in this crash course on 4-shaft weaving!

The instructor will contact you prior to class to find out what kind of loom you will be bringing or if you need one to use for class. She will also make sure you have the necessary weaving equipment (shuttles, warping board, etc.) and answer any other questions about the class.

Materials Fee: \$15

Experience Level: No experience necessary

Class 405: Spinning Tiny Texture: Small Gauge Art Yarns

Instructor: Evie Schwartz *NEW INSTRUCTOR*



Workshop Description:

This workshop is designed to help spinners explore the techniques behind creating small-gauge textured yarns. By experimenting with different plying methods and learning how to troubleshoot common

challenges, participants will gain the skills to spin art yarns that are worsted-weight and finer. You do not need a bulky flyer to achieve these styles. All of the sample yarns for this class were spun on a vintage Ashford Traditional with a standard flyer and orifice, demonstrating that textured yarns can be produced on relatively basic equipment.

Together, we will coil spin, thread ply, lock spin, and core spin in finer gauges. Students will practice techniques for adding texture at a smaller scale, while keeping yarns balanced and structurally sound.

If you want to expand your spinning repertoire with finer, more versatile styles, this class offers a welcoming space to experiment, learn, and add new creative techniques to your spinning practice.

Materials Fee: \$50

Experience Level: Intermediate = Student should have experience with spinning and be ready to move into a place where they may be challenged. Students should know how to use a spinning wheel and be able to spin a consistent yarn.

Class 406: Beginning Spinning

Instructor: Deb Jones



Workshop Description:

Learn to turn wool into your own unique yarns! You'll try many different spinning wheels during the class, learn the basic techniques to spin a single yarn, and create a two-ply finished skein. No previous spinning experience is required. This all-day workshop is designed for

the person who has never tried spinning before!

Spinning wheels will be provided.

Materials Fee: \$25 (Fee is \$15 if a student brings their own wheel. All spinning wheels brought to class MUST be completely assembled and in perfect operating order with 3 bobbins. Please, no antique wheels.)

Experience Level: No experience necessary

Class 407: Shave 'Em: Spinning America's Heritage and Conservation Fibers

Instructor: Julie Drogsvold



Workshop Description:

America's textile history is woven from necessity, adaptation, and the development of unique livestock suited to diverse landscapes. In this hands-on workshop, students will explore heritage sheep breeds recognized by the Shave 'Em to Save 'Em program, focusing on U.S.-

developed and U.S.-adapted fibers and the yarns they were traditionally used to create.

Participants will examine and spin a curated selection of conservation-priority fibers, including Navajo-Churro, Romeldale/CVM, Tunis, Jacob, and Karakul. Through guided comparison, students will explore staple length, crimp, softness, durability, and luster, and how these traits influenced historical uses such as rugs, blankets, clothing, and utilitarian textiles.

The class emphasizes why these breeds exist: how geography, cultural needs, and agricultural pressures shaped American fiber animals and the yarns spun from them. Guided spinning time will focus on choosing drafting styles and yarn structures appropriate to each fiber's intended use rather than modern expectations. Students will leave with spun samples, breed notes, and a deeper understanding of how spinning heritage fibers supports both historical knowledge and modern conservation efforts.

Materials Fee: \$30

Experience Level: Intermediate = Students should be able to spin a continuous single on a spindle or wheel. Confident beginners are welcome; intermediate spinners will benefit from deeper fiber comparison.

Class 408: Dye your Dorset Buttons

Instructor: Kelly Brandt



Workshop Description:

We are used to dyeing yarn in large skeins. If you are making buttons, though, you only need a few yards! This class will show you a technique to space-dye small lengths of yarn to create unique designs. We will work with silk threads and acid dyes. While the yarns are

drying, we will learn the Dorset button style so you can create special buttons or coordinated thread jewelry with your freshly dyed threads.

Materials Fee: \$20

Experience Level: Beginner to Skilled

Class 409: First Steps in Bobbin Lace - 2 day class

Instructor: Kelly Webster




Workshop Description:

Students will learn how to wind bobbins and prepare prickings (patterns). They will also learn the basic moves, twist and cross, and how these form the basic braid that underlies all bobbin lace. The first project will be a friendship bracelet or bookmark that uses the basic braid. The

class will then move on to cloth stitch and will make a small cloth stitch bookmark. The final technique will be the sewing edge, which will be added to the cloth stitch to make a small project. Each student should also bring a small folding table. A TV tray is ideal.

Materials Fee: Students are encouraged to bring bobbins and pillows if they have them. Otherwise, a pillow and bobbins will be available for purchase for \$20. Suitable thread will be provided at no cost.

Experience Level: No Experience Necessary



Class 410: Ecoprint Naturally on Silk and Wool

Instructor: M Theresa Brown



Workshop Description:

Students will learn techniques to create beautiful, natural designs with plant foliage imprinted directly from Nature, as well as learn the influence of mordants on protein fibers. Students will take home their ecoprinted hemmed silk and unhemmed wool

scarves and the knowledge to continue at home.

Materials Fee: \$30

Experience Level: Beginner-friendly

Class 411: Exploring the Drum Carder

Instructor: Henry Clemes *VENDOR*



Workshop Description:

Drum carders are a mystery to the average fiber artist: fiber is fed into the carder, ends up on the big drum, and something magical happens in between. In our 'Exploring the Drum Carder' class, students begin the day by learning the history of drum carders, how they

work, and why they function the way they do. The fun goes hands-on for the rest of the day as we delve into the differences of woolen and worsted carding, explore the many tools that make drum carding more efficient, and crank out four different batts. The first batt will be hand cranked before switching over to Electric Drive for the duration of class. All materials, carders, and tools will be provided by the instructors.

Materials Fee: \$50

Experience Level: No Experience Necessary

Class 412: 30 Shades of Color - A Deep Exploration of 2 Natural Dyes

Instructor: Lori Evesque *VENDOR*



Workshop Description:

Natural Dyes are amazing. With the use of different mordants and after treatments, a wide range of colors/shades can be obtained from a single dye, greatly expanding your options for color. In this class, we will be dyeing with 2 different natural dyes- one which

can be easily grown in our region and another brought in from outside our area. We will discuss natural dyes, how to mordant and dye, water impacts, safety aspects, equipment, and more. We will make the dye baths, dye samples (no mordant, alum, copper, iron, tin, and rhubarb leaf), and treat them with 4 different after treatments (acid, alkali, copper, and iron) to obtain samples showing the wide range of shades of color which can be obtained from a single dye. Students will

take home a sample card showing sample yarns of all the mordants and after treatments for the 2 dyes. After dyeing the samples, students will get 2 50 gm skeins of premordanted US grown and spun yarn to dye in their choice of dye baths and after treatments, enough for a small project. Examples of potential projects will be available to see. Probable dyes for this class: logwood and goldenrod.

Materials Fee: \$40.

Experience Level: Beginner

Class 443: Spinning for Consistency

Instructor: Ingrid McMasters *VENDOR*



Workshop Description:

The instructor will demonstrate how students can hone their skills in drafting, plying, and achieving the yarn they desire for a potential project. We will discuss two-ply and three-ply yarn construction and the impact of twist on knitting and the durability of a

fabric. We will discuss grist and yarn weights and why yarn construction can lead to felting or pilling.

Materials Fee: \$15

Experience Level: Advanced Beginner. Students should understand the concept of drafting and plying and be able to do so on a wheel.

Class 445: Blending Tints, Tones, & Shades

Instructor: Emily Wohlscheid *VENDOR*



Workshop Description:

Blend beautiful color studies while exploring how tint, tone, and shade can be used to modify true color hues. Using varying percentages of white, grey, or black (tint, tone, and shade, respectively), students will examine how the resulting blends are affected. Additionally, we

will take a closer look at how these modified hues behave when paired with neutrals, true hues, and neons.

Materials Fee: \$30

Experience Level: Beginner

Class 446: Getting Started with Woolly Washing

Instructor: Greg Padget *NEW INSTRUCTOR*



Workshop Description:

Ever felt unsure about how to start washing a raw fleece? You're not alone! In this workshop, Greg from Plaid Perch Farm will break down the wool washing process into clear, approachable steps. Our goal is to make scouring fun and stress-free. We want you to feel confident

handling raw fleece from start to finish.

Together, we'll walk through the process step by step while everyone scours 4 ounces of raw wool. We will cover the supplies you need, the science behind scouring, and experience scouring together in real time. Between soakings, we will discuss tips and tricks like skirting, inspecting your fleece, and more.

The result? A fun, welcoming, and accessible experience that will leave you feeling confident and maybe even a little excited about washing wool! You will take home the fleece you washed, along with the supplies you need to start scouring at home.

Materials Fee: \$25

Optional - \$50 sampler scouring kit.

Experience Level: No Experience Necessary.

Class 449: Creating the Color Wheel!

Instructor: Nancy Macali *VENDOR*



Workshop Description:

Join us for a fun, hands-on dyeing workshop where you'll explore color theory by creating a full color wheel using only red, yellow, and blue dyes. Designed for beginners and those looking to refresh their skills, this class covers the basics of dyeing fiber with acid

dyes. Students will leave with 12 beautifully dyed skeins of yarn to inspire future projects.

Materials Fee: \$40

Experience Level: Beginner

Class 451: FUNDamentals of Weaving - Learn to Weave Today!

Instructor: Julie A Benac *VENDOR*



Workshop Description:

Have you ever been curious about weaving? Have you wanted to try, but don't have a loom or a lot of time? This FUN class will get you up and weaving in no time, learning all the skills you need on a miniature real loom! You'll learn all the parts of a loom, how to

create a warp, wind it onto the loom, adjust tension, fix errors, and then WEAVE! Best of all, the skills you learn in class will apply to almost any type of loom, and you'll be able to jump in without the learning curve. Join us for a fun, immersive introduction to weaving that will easily turn into a favorite lifelong endeavor!

Materials Fee: None

Experience Level: No Experience Necessary



Class 461: Needle Felted: Bailey T. Black Sheep

Instructor: Danita Doerre



Workshop Description:

Needle Felted: Baily T. Black Sheep
Needle Felting -Wet felting Workshop participants will learn the "Art of Needle Felting" by creating a three-dimensional, soft sculptures Black Sheep, using carded black roving with a heather effect.

Needle Felting is a

waterless felting technique. Small barbs on the needle shaft catch and lock the fibers together when the felt needle is used with a pecking motion of the wrist as you create your sheep form.

A 38-gauge star and 40 spiral felt needle will be used to create a dry felted center core with special design heavy black roving for the center of the sheep. Class participants will learn needle felting techniques to cover a horseshoe nail frame with roving black wool, as well as shaping the dimensional form of the sheep to include two layers of wool wrapped on the legs, the top of the legs, back, chest, head, eyes, and light layers on the sides as finish work. Also, a Needle felting-water spray will be used to create the ears, facial characteristics, and tail.

We will add layers around the tail and ears to define the shape of the sheep and use a 40-gauge felt needle for detail in the face, including a nose, and add glass eyes. A bell and wet-felted scarf will be used as embellishment, and techniques showing how to add light layers of fiber to shade over these embellishments as you complete your sheep and start your flock. During this workshop, we will discuss felt needles, different types of fibers, and felt pads. Approximate size is length 8" and height 7 1/2".

Materials Fee: \$40

Experience Level: No Experience Necessary = Student needs no experience with the craft to be successful in this class

Class 463: Understanding Your Spinning Wheel Ratios

Instructor: Ingrid McMasters *VENDOR*



Workshop Description:

The instructor will demonstrate what wheel ratios are and how they are used. She will show the calculations used to create or reproduce a yarn to achieve the desired bumps per inch and twists per inch. We will discuss how twist affects the handle and durability of

the yarns and the yarn's suitable uses. (Warning: there will be math!)

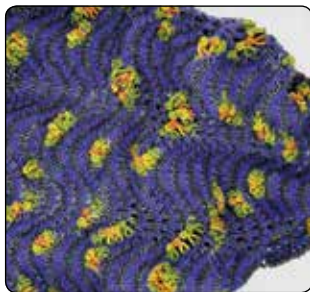
Materials Fee: None

Experience Level: Intermediate. Students should understand the concept of drafting and plying and be able to do so on a wheel. This class is not suitable for E-Spinners.

Class 465: Heather & Tweed Blends**Instructor:** Emily Wohlscheid *VENDOR***Workshop Description:**

Add a little texture and depth using color theory to create heather and tweed fiber blends. Students will explore complex color blends that provide harmony and how to avoid muddy results in their heathered blends. Flecked texture will be added to the mix for

tweed and garneting effects in our second blend of the session.

Materials Fee: \$30**Experience Level:** Beginner**Class 467: Dyeing Yarns for Assigned Pooling****Instructor:** Melissa Brown *VENDOR***Workshop Description:**

In this workshop, you will learn how to dye yarn for the technique of assigned pooling, in which gorgeous and intriguing effects are created with a combination of color and texture.

If you've ever seen — or made — one of Dawn Barker's assigned pooling

patterns, you know how captivating they are! Assigned pooling patterns use special clustered stitches to take advantage of how variegated yarn shifts, or pools, to create eye-catching pops of color and texture. Dawn Barker (barkerwool.com) created the original assigned pooling patterns in response to frustration with the whims of variegated yarns; she has since published many patterns for both knitting and crocheting with this technique. Assigned pooling yarn is very fun to work with, and you will have a hard time putting it down! During the workshop, you will learn all the techniques involved in hand-dyeing assigned pooling yarn and put those techniques into practice. After the dyeing is done, we will learn how to make the accent color features with the yarn that will be provided.

Materials Fee: \$40

Experience Level: No experience needed for the dyeing portion; for the knitting portion, beginner knitting skills (knit and purl stitches) will be required.

Class 469: Embroidery Sampler**Instructor:** Nancy Macali *VENDOR***Workshop Description:**

This course is designed for beginners as well as individuals looking to improve their embroidery skills. Participants will explore suitable fabrics, needle types, thread options, and correct hooping techniques. The majority of the class will focus on practicing various

stitches to create a sampler, which can either be framed or turned into a small purse. Course materials fees are not included in the registration and should be paid directly to the instructor just prior to the start of class.

Materials Fee: \$35**Experience Level:** Beginner**Class 471: Clothing Design with Handwoven Fabrics****Instructor:** Julie A Benac *VENDOR***Workshop Description:**

Bring fashion to your fiber art & weaving with Explore fashion design in a new way with these innovative approaches to working with narrow-width fabrics! Conquer your fears as we explore garment designs based on simple shapes, perfect for narrow handwovens. We will talk

about "warp layouts" and simple ways to shape fabrics right on the loom.

We will also work with the magic of bias, and see how beautifully narrow handwoven fabrics drape when placed on the diagonal in designs that look complicated but are surprisingly achievable! By the end of this workshop, you'll have a wealth of ideas for garments that highlight the unique beauty of your handwoven fabric, and look great!

Materials Fee: \$5

Experience Level: Intermediate: It's perfect for students who have previously taken the Handwoven Couture Seaming and Finishing class, but not required

Friday, September 11, 2026**Class 501: The Shepherd's Rug****Instructor:** Letty Klein**Workshop Description:**

The Shepherd's Rug is a braided wool rug from roving. This day-long workshop is for the fiber artist with a closet full of fiber or the shepherd wishing to make something from their wool sheep or other fiber animals. Students will learn how to braid roving,

felt the braids, and sew the braids into a beautiful, functional rug. In this class, students will complete a simple chair pad using minimal equipment. We will braid in the morning, then the instructor will take the braids to a laundromat over lunch to be felted, and the afternoon will be spent sewing. The techniques learned can then be used to create their own beautiful rugs at home. The Instructor will have copies of her book, "The Shepherd's Rug," available for purchase.

Materials Fee: \$20 Wool roving will be available for purchase for \$40 per lb, but students are encouraged to bring their own.

Experience Level: Beginner

Class 502: Needle Felted: Winston Wensleydale Sheep

Instructor: Danita Doerre



Workshop Description:

Needle Felted: Winston Wensleydale Sheep
Needle felting workshop participants will learn the Art of “Needle Felting” by creating a three-dimensional, soft sculpture Wensleydale Sheep, which is known for its long, lustrous fleece with a uniform loose

crimp. Needle felting is a waterless felting technique. Small barbs on the tip of the needle’s shaft catch and lock the fibers together using a pecking motion of the wrist as you create your sheep form.

A 38 Star and 40 Spiral felt needle will be used to create the felted base for the center of the sheep using a white/gray blended Shetland roving fiber. Class participants will learn needle felting techniques to cover a horseshoe nail frame with roving black wool with gray overtone shading as well as shaping the dimensional form of the sheep to include two layers of wool wrapped on the legs, how to create the top of the legs, back, chest, butt, head, and light layers on the side for shaping. A Needle felting-water spray will be used to create the ears and facial characteristics.

Class participants will work with washed on the lamb before shearing, natural soft Wensleydale locks that retain their crimp and luster. You will learn techniques on how to needle felt one lock at a time on your sheep, how to choose lock placement, correct length of locks, how to overlap locks, and how to needle felt on legs, stomach, and head to bring your sheep to life. Also, creating a tail from locks and adding glass eyes.

A sliver bell and welt felted scarf will be used as embellishment, and techniques will be shown on how to add locks over these embellishments to blend everything as one, creating your Wensleydale sheep. During this workshop, we will discuss felt needles, different types of fibers, and felt pads.

Approximate size: Length 9” And height 8 1/2 “

Materials Fee: \$60

Experience Level: No Experience Necessary = Student needs no experience with the craft to be successful in this class

Class 503: Wet Felted Flowers in a Vase

Instructor: Justine Heinrichs



Workshop Description:

This workshop is a fun exploration of painting with wool using wet felting, needle felting, merino wool, and gorgeous locks! Participants will create a still life of flowers in a vase suitable for hanging.

Materials Fee: \$25

Experience Level: Beginner

Class 504: Spin Wool with a Distaff and Spindle: Historical Practice and Modern Application

Instructor: Evie Schwartz *NEW INSTRUCTOR*



Workshop Description:

Spinners often think of distaves as tools for flax, yet wool has been spun from distaves for centuries. A distaff keeps fibers neat and organized, while helping create smoother, more consistent spindle-spun yarn.

In this class, I will share the methods I use to dress

a distaff with wool, making the process both practical and enjoyable. We will look at my personal collection of antique distaves and historic replicas as we discuss traditional approaches to distaff spinning. Together, we will explore a variety of fibers suited for distaves, from combed top to carded batts, and practice several ways to load distaves with wool.

Whether you are curious to try a distaff for the first time or eager to refine your technique, this workshop offers a welcoming space to connect with spinning traditions and add a versatile tool to your practice.

Materials Fee: \$75

Experience Level: Intermediate = Student should have spindle spinning experience and be ready to move into a place where they may be challenged

Class 505: Beginning Spinning

Instructor: Deb Jones



Workshop Description:

Learn to turn wool into your own unique yarns! You’ll try many different spinning wheels during the class, learn the basic techniques to spin a single yarn, and create a two-ply finished skein. No previous spinning experience is required. This all-day workshop is designed for

the person who has never tried spinning before!

Spinning wheels will be provided.

Materials Fee: \$25 (Fee is \$15 if a student brings their own wheel)

Experience Level: No experience necessary

Class 506: Spinning the Fibers of Scotland: Native Breeds and Traditional Yarn

Instructor: Julie Drogsvold



Workshop Description:

Scotland’s textile traditions are deeply shaped by land, climate, and necessity. In this hands-on workshop, students will take a guided journey through the fibers historically available to Scottish spinners—more than just sheep—to understand why these

materials were used and how they shaped traditional yarns and textiles.

Students will explore and spin native Scottish sheep fibers, including Shetland, Cheviot, and Scottish Blackface, with a discussion of additional heritage breeds such as Hebridean and North Ronaldsay. The class will also examine and spin less commonly discussed fibers, including Scottish cattle hair and nettle, to provide a broader context for household and regional fiber use. Participants will compare staple length, crimp, elasticity, and durability while learning how hill wools, island wools, and alternative fibers were traditionally spun for Fair Isle knitting, tweeds, ganseys, outerwear, and utilitarian textiles. Guided spinning time will focus on selecting appropriate drafting styles and yarn structures based on fiber purpose rather than modern convention. Students will leave with spun samples, breed notes, and a deeper understanding of how Scottish spinners worked within the limits—and strengths—of the fibers their land provided.

Materials Fee: \$30

Experience Level: Intermediate - Students should be able to spin a continuous single on a spindle or wheel. Confident beginners are welcome; intermediate spinners will benefit from deeper fiber comparison.

Class 507: Ecoprint on Sheep Leather

Instructor: M Theresa Brown



Workshop Description: Learn how to ecoprint (botanically print with foliage) on lamb and sheepskin leather naturally and in color! At the end of class, students will leave with 2 pieces (8" x 18") of leather and the ability to continue the creative process in their own studios.

Materials Fee: \$35

Experience Level: Beginner-friendly

Class 508: Mixing Natural Dyes for Expanded Color Options on Wool and Cotton

Instructor: Lori Evesque *VENDOR*



Workshop Description: Natural Dyes can be combined in a dye bath to obtain expanded color results. In this workshop, we will investigate how mixing different amounts of one dye bath with another dye bath results in different colors. We will start with the mordanting process (some of this will

be done before class), create two different single material dye baths, then mix several dye baths with differing amounts of each dye to create our experimental dye baths. We will be dyeing both wool yarn, wool fabric, and cotton fabric. Each student will create a portfolio of samples with all the information needed to recreate the colors obtained on their own in the future.

Materials Fee: \$40

Experience Level: Intermediate. Familiarity with terms

associated with natural dyeing is helpful, and some experience with natural dyes will help the class move forward smoothly.

Class 542: Stencil a tote bag with Bengala Mud Dyes

Instructor: Chiaki O'Brien



Workshop Description: Let's make a one-of-a-kind tote bag ourselves using Bengala mud dyes from Japan.

Made in Japan, Bengala dyes are made from soil and are environmentally safe and fun to use. Learn the history and cultural significance of this unique dye form. Then choose

your favorite stencil(s) and color(s) from 12 different mud dye colors to design your tote bag.

The instructor will bring stencils, and some are from Japan! for you to choose from. We will make the dyes into a paste and dab them onto the bag. We use hair dryers and an iron to set the dyes. You are welcome to bring your favorite stencils if you have some. You can also design without stencils as well if you wish. If you have extra time, you are welcome to stencil another tote bag or other items you brought, such as a t-shirt and fabric (they need to be a light color, such as white and cream)

Materials Fee: \$18

Experience Level: No Experience Necessary

Class 544: Introduction to Basketry

Instructor: Heather Macali *VENDOR*



Workshop Description:

Come learn the basics of basket weaving! In this course, we will be making a gathering basket with an egg basket bottom.

Techniques covered are rib construction utilizing a frame/armature with flat and round reed. We will discuss the proper tension - dos and don'ts of this

simple gathering basket. Course materials fees are not included in the registration and should be paid directly to the instructor just prior to the start of class.

Materials Fee: \$45

Experience Level: Beginner

Class 546: Rectangular Dish Towel Weaving

Instructor: Kelly Jones *VENDOR*



Workshop Description:

Weave beautiful dishcloths on the adjustable Kiss Loom Rectangle Weaving Loom. In this class, you will receive the 14" x 30" rectangle and learn how to weave on the loom. You will learn how to change colors, seam panels, and adjust the loom so that

you can weave various lengths, including how to use it as a square pin loom! The rectangle is perfect for worsted and heavy worsted-weight yarns. This is a great-sized loom with many applications, such as purses, cowls, table runners, and blanket panels. Portions of the Materials Fee will go toward the purchase of a larger loom if you choose. You don't have to be an expert to learn to weave on our rectangle looms.

Materials Fee: \$95

Experience Level: no experience necessary

Class 548: Spin from the Fold

Instructor: Heavenly Bresser



Workshop Description:

Spinning from the fold is helpful for adding a bit of loft to lengthy fibers. It also helps with maintaining a consistent draft when slippery fibers are part of a blend. This technique can be performed in many ways, which is a great advantage to the spinner. In this

session, you'll learn how to spin from the fold and how to make minor adjustments for the yarn you desire.

Materials Fee: None

Experience Level: Intermediate

Class 550: Hand-made Dorset buttons: The Dorset Crosswheel

Instructor: Kelly Brandt



Workshop Description:

Before commercial buttons were widely available, clever homemakers fabricated intriguing buttons at home. In the English county of Dorset, shepherds cut rings from the horns of their Horned Dorsets to turn into fashionable, sophisticated buttons in the style called

Crosswheel. The seamstresses covered the ring of horn in intricate patterns with threads or finely spun yarns.

This style of button lends itself to infinite variations and allows the artisan to match buttons to a knitted or woven garment. (thread craft, antique skill)

Materials Fee: \$15

Experience Level: Beginner to Skilled

Class 552: Let's Spin Those Meat Sheep

Instructor: Kenneth Gossard



Workshop Description:

Oftentimes, spinners will disregard some sheep breeds, as they are "meat sheep". That their wool would not be useful, pleasant to spin, or even usable. Those claims have been popping up more and more with the usage of social media. But those "meat sheep" produce

some wonderful wool when used for the right purpose.

These sheep are often the ones you see alongside the road. With the dark faces and white bodies. If one goes back into history, these are the breeds that were the foundation of the hosiery market. Their crimp pattern does not want to be tamed in the fleece or the yarn. We will look at ways to process and spin these often forgotten/discounted wools. Learn how fun and easy they are to use.

Materials Fee: \$20

Experience Level: Beginner

Class 554: Handwoven Couture: Seaming and Finishing for Handwoven Fashion

Instructor: Julie A Benac *VENDOR*



Workshop Description:

Are you ready to turn your weaving into beautiful fashion garments? Are you terrified to cut your handwoven fabric?

Conquer your fears in this workshop where we will learn the seaming and finishing techniques to create one-of-a-kind pieces from your own

fabrics! We will build a sample book of seam techniques that you can refer to when creating future fashion. You'll feel confident to cut and sew your handwoven fabrics with these techniques, plus you'll have great ideas for garments just perfect for these beautiful fabrics!

Materials Fee: \$30.

Experience Level: Intermediate: student must have basic working knowledge of a sewing machine

Class 556: Breed Sampler V: Fine Wools

Instructor: Henry Clemes *VENDOR*



Workshop Description:

The characteristics of fine wool breeds - often the reason we love them so much - can also be the cause of problems and frustration during carding. In this class, we will explore the best ways to avoid problems when carding fine wool, which breeds cause the most

problems, and which ones we might substitute in a project and still get the desired results. All carding will be done on our Elite Series Drum Carders, with each student using their own electric carder. All materials, carders, and tools will be provided by the instructors.

Materials Fee: \$30

Experience Level: No experience necessary



Class 562: SAORI Weaving--- What's your tendencies?

Instructor: Chiaki O'Brien



Workshop Description: SAORI Weaving was founded in 1968 in Japan. Misao Jo is the founder, and she founded it from a mistake! So, SAORI World doesn't have a vocabulary "mistake." Instead, there are "happy accidents." The founder was such a positive person that is why SAORI exists today. Don't

worry about trying to create straight, even salvages. Don't worry about trying to beat consistently. Instead, let's find out your tendencies. Let's express ourselves using colors, textures, and utilizing the inherent sense of exploration we all possess. The warp will be set on SAORI looms for students, so they can start weaving right away. Students will take home whatever length they weave. At the end of the class, we will have a "reveal time" to see everyone's creations. We will admire, learn, and know that we are all different!

Materials Fee: \$20

Experience Level: No Experience Necessary

Class 564: Introduction to Basketry

Instructor: Heather Macali *VENDOR*



Workshop Description: Come learn the basics of basket weaving! In this course, we will be making a gathering basket with an egg basket bottom. Techniques covered are rib construction utilizing a frame/armature with flat and round reed. We will discuss the proper tension - dos and don'ts of this

simple gathering basket. Course materials fees are not included in the registration and should be paid directly to the instructor just prior to the start of class.

Materials Fee: \$45

Experience Level: Beginner

Class 566: Triangle Shawl Weaving

Instructor: Kelly Jones *VENDOR*



Workshop Description: Weave beautiful shawls on the Kiss Loom Triangle Weaving Loom. In this class, you will receive the 3 ft triangle loom and learn how to weave on the loom. If you wish to upgrade to a larger size after class, \$90 will be applied to the upgraded purchase cost. You will

learn how to change colors, seam panels, and make fringe. The triangle is perfect for worsted-weight yarns. This is a very versatile loom with many applications, such as scarves, cowls, shawls, and blanket panels. You don't have to be an expert to learn to weave on our triangle looms.

Materials Fee: \$97.00

Experience Level: no experience necessary

Class 568: Slow to Quick: Ease Your Way into Longdraw

Instructor: Heavenly Bresser



Workshop Description:

The use of long draw techniques has such great benefits for the handspinner. Those lofty, warm, and airy yarns can be produced by the use of a long draw method. For many handspinners, long draw methods are quite a mystery and can be frustrating. So let's remove

the obstacles.

Learn how to properly set up your spinning wheel to ease your way into supported and unsupported long draw, how to choose the best prep for practicing and achieving the results you want, and learn how these techniques can be used for other spinning equipment.

Materials Fee: None

Experience Level: Intermediate

Class 570: Star Buttons, a variation on the Dorset style

Instructor: Kelly Brandt



Workshop Description:

Once you have conquered the basic Dorset style, you can create a myriad of variations. The star design is fun to make and can serve as a palette for intriguing embellishment. The design is flexible for making into a larger format suitable for ornaments. This button

can be learned even if you have never made a Dorset-style button.

Materials Fee: \$15

Experience Level: Beginner to skilled

Class 572: Fresh Fleece to Yarn

Instructor: Kenneth Gossard



Workshop Description:

We'll dive into the world of fresh fleeces, just as they are picked up from the shearing floor. As each student will work with their own fleece, they can see and feel firsthand the different grades and qualities of the fleece. After evaluating the fleece and sorting it out for the

projects, we'll look into the different techniques for getting the fleece clean with the least effort. Learn how the fleece grows and some common faults that you will find in fleeces. Along with the reasons why those are faults, and how to use the faults to your advantage.

Materials Fee: \$30

Experience Level: No Experience Necessary

Class 574: Brioche SOS: How to Correct Mistakes

Instructor: Jenn Lampen *NEW INSTRUCTOR*



Workshop Description:

One of the most common struggles with brioche knitting is knowing what to do if something goes wrong. In this class, you will learn to identify some of the most common mistakes in brioche knitting and make a plan to address them. You will learn efficient ways to tink

and frog brioche, and when those are the right strategies to use. You will also learn how to fix dropped stitches and dropped yarnovers, as well as mistakes in patterning, such as decreases leaning the wrong way or misplaced increases and decreases. Finally, you will learn about the structure of brioche fabric to help demystify the fixing process and give you the confidence to tackle whatever mistakes you encounter in the future.

Materials Fee: None

Experience Level: Expert. Students must be comfortable with basic brioche knitting, flat as well as common brioche increases and decreases. Familiarity with fixing mistakes in stockinette is helpful, but not required.

Class 576: Breed Sampler II: On the Rare Side

Instructor: Henry Clemes *VENDOR*



Workshop Description:

In this class, we move beyond the Merinos of the fiber world. Students will card a wide-ranging selection of breeds that are not typically available at the ranch down the street. Fiber artists looking to break out of a rut won't have a hard time finding a new favorite breed in this

class, designed to expose even veteran fiber artists to new breeds and how to process them. All carding and blending will be done on our Elite Series Drum Carders, with each student using their own electric carder. All materials, carders, and tools will be provided by the instructors.

Materials Fee: \$40

Experience Level: Intermediate

Saturday, September 12, 2026

Class 601: Breed Study: Spinning Local Sheep Breeds of Wisconsin

Instructor: Alejandra Sanchez



Workshop Description:

Spend the day with us exploring Wisconsin's woolen landscape as we study and spin different sheep breeds raised locally on Wisconsin farms. In this breed study, we will learn the history and culture behind six different sheep breeds and how they have historically contributed to

agriculture and the production of textiles. Students will have the opportunity to spin and process fiber from the six breeds, study the wool in its raw form, and view both knitted and woven samples of each of the breeds. This class is a wonderful blend of historical, visual, and tactile learning.

Breeds we will study include: Jacob, Leicester Longwool, East Friesian, Lacaune, Scottish Blackface, and North Country Cheviot.

Materials Fee: \$35

Experience Level: Intermediate spinner

Class 602: SAORI Weaving---Be in a moment

Instructor: Chiaki O'Brien




Workshop Description:

SAORI Weaving was founded in 1968 in Japan. Misao Jo is the founder, and she founded it from a mistake! So, SAORI World doesn't have a vocabulary "mistake." Instead, there are "happy accidents." The founder was such a positive person that is why SAORI exists today. Don't

worry about trying to create straight, even salvages. Don't worry about trying to beat consistently. Instead, let's find out your tendencies. Let's express ourselves using colors, textures, and utilizing the inherent sense of exploration we all possess. The warp will be set for students, so they can start weaving right away. Students will take home whatever length they weave. At the end of the class, we will have a "reveal time" to see everyone's creations. We will admire, learn, and know that we are all different!

Materials Fee: \$35

Experience Level: No Experience Necessary



Class 603: Basic Silk Reeling

Instructor: Esther Peregrine *NEW INSTRUCTOR*



Workshop Description:

Experience the ancient art of reeling silk thread from cocoons. Use traditional Japanese silk reels and learn simpler options, too. Make 3 types of silk thread: flat silk, silk tram, and silk organzine. Spinning is required to make tram and organzine. However, non-spinners

can produce flat silk.

Materials Fee: \$35

Experience Level: No experience necessary to make flat silk thread. Beginner spinning experience to make silk tram and organzine.

Class 604: Upcycled Blending

Instructor: Emily Wohlscheid *VENDOR*



Workshop Description:

Experiment with textile waste to create beautifully blended fiber preps on a variety of carding equipment. Utilizing the drum carder, hand cards, and the blending board, students will learn how to best handle upcycled effect fibers on each type of equipment for an

optimal blend. Special treatment of fibers to minimize loss and to prevent damage to equipment will also be emphasized.

Materials Fee: \$35

Experience Level: Beginner

Class 605: Needle Felted Bluebird Painting

Instructor: Justine Heinrichs



Workshop Description:

This workshop is a fun exploration of painting with wool using felting needles, merino wool and gorgeous locks! Participants will create a portrait of a bluebird suitable for framing. Students will learn:
How to use felting needles
How to use a template for

design inspiration

How to blend colors

Materials Fee: \$25

Experience Level: Beginner

Class 606: Beginning Spinning

Instructor: Deb Jones



Workshop Description:

Learn to turn wool into your own unique yarns! You'll try many different spinning wheels during the class, learn the basic techniques to spin a single yarn, and create a two-ply finished skein. No previous spinning experience is required. This all-day workshop is designed for

the person who has never tried spinning before!

Spinning wheels will be provided.

Materials Fee: \$25 (Fee is \$15 if a student brings their own wheel.)

Experience Level: No experience necessary

Class 607: Cotton Spinning

Instructor: Julie Drogsvold



Workshop Description:

Cotton is one of the most historically significant fibers in the world, yet many handspinners approach it with frustration or uncertainty. In this hands-on workshop, students will explore cotton from seed to yarn while learning why cotton behaves the way it does


and how traditional spinning methods evolved to meet its challenges.

Participants will work with multiple cotton preparations, including cotton in the seed, carded cotton, and sliver, to understand how preparation influences drafting, twist, and yarn structure. Instruction will focus on long draw techniques and how wheel setup, ratio, and tension affect success when spinning short-staple fibers. Discussion will include the historical role of cotton in household and industrial textiles, why cotton was spun differently from wool, and how those choices shaped fabric use and durability. Students will also explore plying options, blending cotton with other fibers, and practical considerations for finishing and caring for cotton yarn.

Guided spinning time emphasizes problem-solving, fiber control, and confidence. Students will leave with spun samples, reference notes, and a clearer understanding of how to approach cotton as a purposeful spinning fiber rather than a novelty.

Materials Fee: \$30

Experience Level: Intermediate - Students should be able to spin a continuous single on a spindle or wheel. Confident beginners are welcome; intermediate spinners will benefit from deeper fiber comparison.



Class 608: Beginning Torchon - 2 Day Class

Instructor: Pat Hilts



Workshop Description:

In this class, students will learn basic Torchon ground, Torchon ground with a sewing edge, and cloth-stitch diamonds and trails, which are the first of many decorative elements in Torchon lace.

Participants should know how to do cloth stitch and the sewing edge. Those

who have taken "First Steps in Bobbin Lace" will be well prepared for this class, which is designed to be the next step. However, the class is open to anyone who has made a beginning in Torchon and wishes to acquire new skills. Students should bring a lace pillow, bobbins, suitable pins, scissors, and a small table for the pillow. Thread and instructions for winding bobbins will be mailed to participants a couple of weeks prior to the class.

Materials Fee: none

Experience Level: Intermediate

Class 609: Ecoprint in Color on Silk and Wool

Instructor: M Theresa Brown



Workshop Description:

Learn how to imprint beautiful Plant designs from Nature to create a background in rich color on silk and wool. Students will learn techniques to enhance the natural designs to create richly colored backgrounds on their silk and wool and will take home a silk and wool

scarf ecoprinted in color.

Materials Fee: \$35

Experience Level: Beginner-friendly

Class 610: Carding for Color: Fractals

Instructor: Henry Clemes *VENDOR*



Workshop Description:

Have you marveled at the eye-popping colors of the increasingly popular fractal yarns? Fractals can be spun from braids, but the repeating patterns that comprise a fractal can be prepared on a drum carder. In this class, students learn how to create their own

preparation for two- and three-ply fractal yarns. All carding and blending will be done on our Elite Series Drum Carders, with each student using their own electric carder. All materials, carders, and tools will be provided by the instructors.

Materials Fee: \$50

Experience Level: No experience necessary

Class 611: Quintessential Indigo- Making, Maintaining, and Dyeing with Indigo Vats and Fresh Indigo

Instructor: Lori Evesque *VENDOR*



Workshop Description:

Learn the ins and outs of the indigo vat. We will be working with a new organic indigo vat and the instructor's ongoing thiox indigo vat. We will talk about how to create a vat, diagnose problems with the vats, and refresh the vat after a period of non-use. The organic indigo vat

is trickier and requires more patience; the thiox vat is a workhorse vat. Both have their place and uses.

Maintaining a vat long-term makes for efficient use of the indigo, and once you master it, it can be utilized quickly, even for small quantities of fiber. Depending on how the 2026 growing season goes, we will also be adding one additional dye experiment. If the 2026 season's indigo crop is abundant, we will make a fresh indigo dye bath. If things go awry, we will make an indigo extraction vat (thiox-based) from dried Japanese Indigo leaves from my stores. After making all the samples for our sample cards, which include wool yarn, silk ribbons, and wool fabric strips, all students will have the opportunity to dye 100 gms of yarn, sport or worsted weight (undyed or yellow) in either of the dye vats, enough to make a small project. We will have samples and sample patterns of possible projects so you can get some ideas for your yarn.

Materials Fee: \$40

Experience Level: Intermediate

Class 642: Going Forward With Brioche

Instructor: Kathy Krause



Workshop Description:

Today it is minus 6 outside, and I have my Brioche cowl on that I knit for last year's classes – It is so incredibly warm! So I am thinking that it is time to get going with more BRIOCHE....

Now that you have mastered the flat, single color Brioche, let's move

on to: increases, decreases, two color in the round, and 2 color flat!


Materials Fee: \$5

Experience Level: Intermediate: Student MUST be experienced in single color, flat Brioche



**Class 643: Tablet Weaving:
Sheep in a Row Bookmark**

Instructor: Jay Warner *VENDOR* *NEW INSTRUCTOR*



Workshop Description:
It's the WI Sheep and Wool Festival! What better way to celebrate than by weaving a band with sheep! In this class, students will learn the basics of tablet weaving (also known as card weaving) using a Daedalus Penelope loom. Students will leave class with a

completed bookmark. Use of the loom and accessories is included in the class.

Materials Fee: \$20

Experience Level: No Experience Necessary

**Class 645: Slow to Quick:
Ease Your Way into Longdraw**

Instructor: Heavenly Bresser



Workshop Description:
The use of long draw techniques has such great benefits for the handspinner. Those lofty, warm, and airy yarns can be produced by the use of a long draw method. For many handspinners, long draw methods are quite a mystery and can be frustrating. So let's remove

the obstacles.

Learn how to properly set up your spinning wheel to ease your way into supported and unsupported long draw, how to choose the best prep for practicing and achieving the results you want, and learn how these techniques can be used for other spinning equipment.

Materials Fee: None

Experience Level: Intermediate

Class 647: Intro to Shuttle Tatting

Instructor: Cris Robinson



Workshop Description:
Shuttle tatting is difficult to learn, but easy to master! In this introductory class, students will learn the double stitch and the magic of the 'flip' that turns knots into stitches. Students will leave the class with an understanding of tatting,

but most will need additional practice outside of class to become adept at the basic stitch.

Materials Fee: \$10

Experience Level: No Experience Necessary

Class 649: US Sheep Breeds

Instructor: Kenneth Gossard



Workshop Description:
The US has a long history of sheep/wool production, which has used crossbreeding in trying to produce the perfect sheep breed. We will look at breeds that have been bred and established in the US. Many of the breeds have increased in numbers, while others

have fallen in numbers and are hard to find these days. In the class, we will discuss the reasons for each breed and the historical uses of each breed. Many of the breeds have very useful wool that is easy to prepare and practically spins itself. These wools will open your eyes to how selective breeding will create wool that is a pleasure to work with. We will look at a minimum of 5 breeds, which are all alike in some ways and totally different in others. Looking at the raw fleece to finish yarn. While having samples of the wools to spin in class, and some to take home to experiment even more.

Materials Fee: \$20

Experience Level: No Experience Necessary

**Class 651: Fearless Fixing –
Fixing Knitting Mistakes**

Instructor: Jenn Lampen *NEW INSTRUCTOR*




Workshop Description:
Have you ever been frustrated after ripping a project out and starting over multiple times? Have you ever ended up with holes in your knitting or mistakes in the design of your project and been unhappy with your finished project? This is the class for you! In this

class, you will learn to identify and address some of the most common mistakes in knitting, as well as some practices to help you avoid making them. You will learn techniques like tinking, frogging, fixing dropped stitches, and laddering back to fix mistakes in the stitch pattern. With this class, you will develop skills to be able to confidently tackle any new knitting project, knowing that you can address any mistakes that may occur along the way.

Materials Fee: None

Experience Level: Intermediate. Students should be confident with basic knitting techniques like casting on, knitting, purling, and binding off. Familiarity with common increases, decreases, and cables is helpful, but not required.



Class 662: Mastering Magic Loop

Instructor: Kathy Krause



Workshop Description:

Knitting in the round is easy for large projects, but when it comes to projects like socks, mitts, and sleeves, double-point needles are not your only go-to. The Magic Loop technique gives you an alternative to knitting with double points and eliminates frustrating

ladders. A few tips and you will be on your way! In this class, you will learn how to work in patterns, do increases, and even an EXTRA surprise!

Materials Fee: \$5

Experience Level: Beginner: Student must know how to knit, purl, and cast on, and have experience working on double points and circular knitting.

Class 665: Spin from the Fold

Instructor: Heavenly Bresser



Workshop Description:

Spinning from the fold is helpful for adding a bit of loft to lengthy fibers. It also helps with maintaining a consistent draft when slippery fibers are part of a blend. This technique can be performed in many ways, which is a great advantage to the spinner. In this

session, you'll learn how to spin from the fold and how to make minor adjustments for the yarn you desire.

Materials Fee: None

Experience Level: Intermediate

Class 667: Intermediate Shuttle Tatting

Instructor: Cris Robinson



Workshop Description:

For shuttle tatters who already know how to create a double stitch, we'll learn to combine rings, chains, picots, joins, and stitch variations to create lace.

After a bit of practice, we'll explore how to read a tatting pattern as we create a small lace motif.

Most students will complete the work during the session or will learn the skills necessary to finish on their own later.

We'll also discuss suitable materials and tools, advantages of various shuttle types, modern versus vintage patterns, finishing options, and advanced techniques.

Materials Fee: \$10 **Experience Level:** Intermediate: students must be able to shuttle tat a double stitch either from independent learning or from the Intro to Shuttle Tatting class.

Class 669: Fresh Fleece to Yarn

Instructor: Kenneth Gossard



Workshop Description:

We'll dive into the world of fresh fleeces, just as they are picked up from the shearing floor. As each student will work with their own fleece, they can see and feel firsthand the different grades and qualities of the fleece.

After evaluating the fleece and sorting it out for the

projects, we'll look into the different techniques for getting the fleece clean with the least effort. Learn how the fleece grows and some common faults that you will find in fleeces. Along with the reasons why those are faults, and how to use the faults to your advantage.

Materials Fee: \$30

Experience Level: No Experience Necessary

Class 671: Stretchy Cast-ons and Bind-offs

Instructor: Jenn Lampen *NEW INSTRUCTOR*



Workshop Description:

The right edge can make all the difference. While stitch patterns and shaping often steal the spotlight, your choice of cast-on and bind-off can be the key to a truly polished, functional project—especially when stretch is essential. In this class, you'll explore a variety of stretchy cast-ons

and bind-offs, learning when and how to use each to suit different types of projects—from sock cuffs and shawl edges to flexible finishes on brioche knitting. You'll come away with a toolkit of versatile techniques that give your knits the perfect balance of structure and elasticity. Discover how a thoughtful edge can take your knitting to the next level!

Materials Fee: none

Experience Level: intermediate. Students should be confident with basic knitting techniques like casting on, knitting, purling, and binding off.

Sunday, September 13, 2026

Class 801: Spinning Easy and Elegant Artisan Yarns

Instructor: Julie A Benac



Workshop Description:

Have you ever been curious about spinning art yarns? If you can spin a simple single, you're ready to explore some of the most beautiful yarns! We'll learn various single techniques, including core spinning, one of the most versatile methods out there.

In this session, we will explore thick and thin spinning, plying, and using mulberry silk lap in our art yarns. We'll also experiment with special effects by incorporating

long, curly Teeswater or Wensleydale locks. Plus, we'll spin mohair and other curly breeds straight from the lock and discover how to add fun inclusions to our yarns. Join us to start creating stunning, unique yarns perfect for weaving, knitting, and even couching and trimming. Don't forget to bring your wheel and some empty bobbins—get ready to unleash your creativity!

Materials Fee: \$20

Experience Level: Intermediate

Class 802: Beginning Spinning

Instructor: Deb Jones



Workshop Description:

Learn to turn wool into your own unique yarns! You'll try many different spinning wheels during the class, learn the basic techniques to spin a single yarn, and create a two-ply finished skein. No previous spinning experience is required. This all-day workshop is designed for

the person who has never tried spinning before!


Spinning wheels will be provided.

Materials Fee: \$25 (Fee is \$15 if a student brings their own wheel)

Experience Level: No experience necessary

Class 804: Rigid Heddle Weaving + Woven Shibori

Instructor: Heather Macali *INSTRUCTOR*



Workshop Description:

Learn how to utilize your rigid heddle loom by incorporating pick-up sticks! This beginning-level course will cover warping your rigid heddle loom from a warp bundle, basic weaving techniques, utilization of pick-up sticks, woven Shibori patterns, the hem stitch, and fiber-

reactive dyeing.

Materials Fee: \$45

Experience Level: Beginner: Students MUST be able to set up and use their rigid heddle loom. They should have beginner knowledge to warp a loom.

Class 805: Introduction to Circular Sock Machines

Instructor: Carmen Ballman *VENDOR*



Workshop Description:

Learn to use a circular sock machine (CSM). This class will introduce you to knitting using a CSM, most commonly used to make socks. Bring your own CSM or rent one of ours.

Materials Fee: \$10

Experience Level: Beginner

Class 806: Kaleidoscope Ecoprinting

Instructor: M Theresa Brown



Workshop Description:

Learn how to imprint beautiful Plant designs from Nature and create an artistic, multi-colored background on silk and wool! Using a variety of fun techniques taught by the instructor to mimic stained glass patterns or a kaleidoscope! Leave with a silk and organic merino

wool scarf designed by you.

Materials Fee: \$35 material fee: Covers 1 hemmed silk scarf and 1 organic merino wool scarf (unfinished edges), all equipment and disposables (turkey roasters, dowels, twine, baskets, scissors, paper towels, latex gloves, rubber bands, plastic) mordants, use of multiple pre-dyed color blankets, unique fabrics and templates to create a kaleidoscope of color in their Ecoprinting, information and summary sheets.

Experience Level: Beginner-friendly

Class 807: Natural Dyeing with Salt of the North

Instructor: Maddy Bartsch *VENDOR* *NEW INSTRUCTOR*



Workshop Description:

Join Maddy Bartsch of Salt of the North for a day of creating botanically dyed textiles! We'll explore techniques like flower pounding, bundle dyeing, creating dye vats, working with fresh indigo, and more. This class will give you a taste of the beautiful array of results natural

dyes can offer.

Materials Fee: \$25

Experience Level: No Experience Necessary

Class 841: A Tale of Two Breeds: Spanish Merino and Navajo Churro Sheep

Instructor: Alejandra Sanchez



Workshop Description:

Embark on a historical journey through wool as we spin and explore how two sheep breeds with origins in Spain, the luxurious Merino and the resilient Navajo Churro, fundamentally shaped vastly different yet equally rich textile traditions around the world. In this

class, we will explore distinct spinning techniques for each wool type while analyzing how their unique histories and fiber characteristics resulted in textiles ranging from fine knitted garments to durable, iconic woven tapestries.

Students will have the opportunity to spin and process fiber from the two breeds, study the wool in its raw

form, and view both knitted and woven sample swatches while learning about the spinning techniques best suited to each breed. This class is a wonderful blend of historical, visual, and tactile learning.

Materials Fee: \$35

Experience Level: Intermediate

Class 842: Start Spinning: From Fiber to Yarn

Instructor: Julie Drogsvold



Workshop Description:

Spinning yarn by hand is one of the oldest textile skills in the world and remains a practical, approachable craft for modern makers. In this beginner-friendly workshop, students will learn the fundamentals of turning fiber into yarn using a drop spindle in a

supportive, low-pressure environment.

The class begins with an overview of fiber types, basic preparation, and how twist creates yarn. Students will learn how to draft fiber, manage twist, and wind on, with instruction tailored to different learning styles. Emphasis is placed on understanding why spinning works rather than memorizing steps, allowing students to build confidence and troubleshoot common challenges. Participants will practice spinning singles and be introduced to basic plying concepts, with discussion of how yarn structure affects strength and use. Throughout the class, students are encouraged to work at their own pace, focusing on control and consistency rather than speed.

This workshop is designed to demystify spinning and provide a strong foundation for future learning. Students will leave with yarn they have spun themselves, their spindle, reference notes, and the skills needed to continue practicing independently.

Materials Fee: \$30

Experience Level: No Experience Necessary

Class 843: Zwirnknopf Buttons

Instructor: Cris Robinson



Workshop Description:

Often confused with Dorset buttons, Zwirnknopf buttons are constructed differently and have infinite design possibilities. We'll learn the basic weaving technique and stitches to create a button in class. Students will also learn how to read patterns and

create their own variations. Finally, we'll cover how to apply and care for thread buttons on garments and jewelry

Materials Fee: \$10

Experience Level: No Experience Necessary

Class 845: Wonderful Wild Silks

Instructor: Esther Peregrine *NEW INSTRUCTOR*



Workshop Description:

Learn about species of moths that produce silk used historically on almost every continent. Cecropia, Polyphemus, and more from North America; Ceranchia and others from Madagascar; Cricula from Indonesia; semi-wild Eri, Muga, and Tropical Tussah from India; and Chinese

Oak Tussah from China.

Materials Fee: \$30

Experience Level: No experience necessary, but beginner spinning is helpful.

Class 848: Calvin's Little Gardening Basket

Instructor: Bev Larson



Workshop Description:

A fun beginner basket woven with an oval hoop as a handle.

Materials Fee: \$25

Experience Level: Beginner

Class 849: Make your Potholder Loom Loops yourself!

Instructor: Maggie Batley *NEW INSTRUCTOR*



Workshop Description:

Want to bring several methods to the table for making your own potholder loops? This is a nice beginner class for knitters and crocheters. Students will learn how to do icord, knit loops, cut up shirts, and crochet loops for their potholder looms. Upcycling and destashing

project opportunity.

Materials Fee: \$15

Experience Level: Beginner Knitter and Beginner Crocheter

Class 851: Twists and Turns – Cable Knitting

Instructor: Jenn Lampen *NEW INSTRUCTOR*



Workshop Description:

Cables are a classic way to add tons of beautiful designs to your knitting using a surprisingly easy technique. This class will give you all the skills you need to tackle intricate cable patterns with ease. You will learn a range of

basic cables, how to cable with and without a cable needle, how to understand intricate cable charts with ease, and how to select yarn to make your cable projects really pop. You will also be introduced to how to fix mistakes in your cable knitting, allowing you to relax and enjoy your knitting, knowing that a mistake doesn't have to mean ripping out your project.

Materials Fee: None

Experience Level: Beginner. Students should be confident with basic knitting techniques like casting on, knitting, purling, and binding off.

Class 854: Blending Board Basics

Instructor: Roy Clemes *VENDOR*



Workshop Description:

Learn basic use and techniques of a blending board from one of its designers! In 2011, Henry and Roy Clemes created a new tool that became the wildly popular Blending Board. This hands-on class will not only demonstrate the versatility of the blending board - blending

fibers of various types, lengths, and colors - but also the strength of the blending board - quickly preparing fiber as rolags for woolen spinning. All blending will be done on Clemes & Clemes Blending Boards, with each student using their own board. All materials, boards, and tools will be provided by the instructor.

Materials Fee: \$40

Experience Level: No Experience Necessary

Class 863: Introduction To Knooking

Instructor: Cris Robinson



Workshop Description:

Love the look of knitting but just can't deal with the pointy sticks? Try knooking: knitting with a crochet hook. It's KNit + hOOK = KNOOK, pronounced 'nook'. Knooking uses similar motions as crocheting, and the hook and cording take the place of knitting

needles. The resulting fabric structure is identical in look, feel, texture, and drape to a weft knitted fabric. In this intro class, students will learn to cast on, create the knit and purl stitches, and bind off. We'll knit flat at first, then switch to knitting in the round. We'll highlight other techniques and stitches, as well as how to create your own knook tools, convert patterns, and other helpful tips.

Materials Fee: \$10

Experience Level: Beginner: Students must be able to crochet chain and single crochet stitches

Class 865: Marvelous Mawatas

Instructor: Esther Peregrine *NEW INSTRUCTOR*



Workshop Description:

Transform silk cocoons into mawatas (hankies and caps). Note - these hankies are not for your nose and caps are not for your head! They just have similar shapes. Soften and spread silk cocoons over frames to make silk mawatas to use in


or quilting.

Materials Fee: \$35

Experience Level: No experience necessary

Class 871: Demystifying Knitting Charts

Instructor: Jenn Lampen *NEW INSTRUCTOR*



Workshop Description:

Have you ever looked at a chart in a pattern and thought it was a crazy array of dots and lines that would never mean anything, and switched immediately to the written instructions? Have you realized that a pattern wasn't for you because it only had instructions in

charted form? Well, this is the class for you! Charts can be a wonderful tool to visualize your knitted fabric and simplify long instructions, and a few simple tools can give you the confidence to follow charts for many types of knitting. You will learn to read charts for knitting flat and in the round, recognize common chart symbols, understand cable symbols without needing a key, and more, so that you can approach new types of charts with ease.

Materials Fee: None

Experience Level: Beginner. Students should be confident with basic knitting techniques like knitting, purling, increases, decreases, and knitting in the round.

Class 874: Coils, Coins, Cords, and More

Instructor: Roy Clemes *VENDOR*



Workshop Description:

This is a blending board workshop that introduces students to novel felt preparation techniques, including: creating a pre-felt base, creating cords (straps or handles), and making coins, which can be used to build depth and texture in your next felt project. This is a fast-

paced, hands-on workshop full of fibery fun. All materials, boards, and tools will be provided by the instructor.

Materials Fee: \$30

Experience Level: Beginner



PLYtogether

3 DAYS OF CLASSES + COMMUNITY

In partnership with PLY, WEFT, and PURL Magazines

Location: Building 7

Dates: Friday–Sunday | 9 AM – 4 PM

For Full Class Descriptions and to Register:

www.bookeo.com/wswfwow

WEAVING

P576- Beginner Inkle

Weaving – Lisa Graves
Make bands for everyday use while learning warping, heddles, and design basics.

P671- Intro to 4-Shaft

Double Weave – Lisa Graves
Learn layered weaving, tubular cloth, color & weave, and more—create your own sampler.

SPINNING & YARN DESIGN

P574 / P875- Winning with

Woolen / Worsted
– Jacey Boggs
Master airy woolen or smooth worsted spinning with control and consistency.

P572- Yarnitecture

– Jillian Moreno
Design yarn from concept to swatch—fiber, drafting, color control, and consistency.

P673- Parallel Drafting

– Jillian Moreno
Dynamic color blending at the wheel—create unique multi-ply yarns.

P872- Mix It Up: Color with Braids

– Jillian Moreno
Blend colors confidently and avoid muddy yarns.

KNITTING & FIT

P873- All About Yarn

– Karen Robinson
Understand ply, twist, and fiber for better project outcomes.

P575/P677- Sweater Fit 101

– Aimee Sher
Learn sizing, ease, and how to evaluate patterns.

P674- Raglan Fit

– Aimee Sher
Customize sweater fit

through shaping and structure.

P874- Full Bust Adjustments

– Aimee Sher
Add shaping for better garment fit.

P571 – Pocket Palooza

– Lisa Toppin
Learn all about adding pockets to your knits!

P675- Fix It or Frog It

– Lisa Toppin
Bring your stagnant WIP's and learn to fix them, or get the support to frog them!

P871- Learn to Bind off Loosely like a Pro

– Lisa Toppin
Learn all your “bind off loosely” options!

MINDFUL MAKING & CREATIVITY

P876- Drop Into Presence

– Lauren McElroy
Spinning as meditation—connect craft, intention, and flow.

P573- Magical Creativity

– Lauren McElroy
Transform your creative practice through intuition and intention.

P672- Stitching Your

Stillness – Lauren McElroy
Slow down, reset, and reconnect through mindful making.

YARN KNOWLEDGE

P676- Yarn Substitution

Secrets – Jillian Moreno
Choose the perfect yarn for any project with confidence.




PLYtogether

A fiber community for everyone.

PLY



A magazine for spinners



WEFT

A magazine for weavers

PURL

First Issue August 2026

A magazine for knitters

PLY SPINNERS GUILD


An online guild for spinners (including beginners)

PLYtogether.com



Ewesful Gifts

www.ewesfulgifts.com



The right place for home accents, wool sweaters, Christmas cards, stuffed animals, socks & more.

920-296-0326

Booth III-112



Mark your calendars!



Sunkissed Fiber Festival

Saturday & Sunday January 23 & 24, 2027

Hillsborough County Fairgrounds
Dover, FL (near Tampa)

www.sunkissedfiberfestival.com



Blackberry Ridge Woolen Mill, LLC

www.blackberry-ridge.com

3776 Forshaug Road, Mt. Horeb, WI 53572

Spinning for You Since 1988

One of the few custom woolen spinning mills
remaining in the USA.





A YARN LOVER'S DESTINATION IN THE DRIFTLESS

At Sugar River Yarns, we take pride in sourcing a diverse range of fibers to inspire your next project. We offer a great selection of reliable favorites from **Cascade Yarns, Berroco, Blue Sky Fibers, Malabrigo, Lang Yarns, Harrisville Designs, Brown Sheep Company, and Kelbourne Woolens**, alongside beautiful offerings from like-minded, independent companies such as **Magpie Fibers, Mitchell Wool, Jill Draper Makes Stuff, Sea Change Fibers, and Ewetopia**. For those looking for something truly unique, we also carry a hand-picked selection of imported yarns and specialty goods, featuring exquisite textures and colors from **Biches & Buches, La BienAimée, Pickles, A Yarn Story, Susan Crawford Vintage, Retrosaria Rosa Pomar, and Project Re:Design**.

Scan to shop **Sugar River Yarns** online.



Can't make it in person? You can still visit us anytime! Be sure to check out the **virtual tour of Sugar River Yarns** and explore the shop from wherever you are.

109 E Main Street, Mount Horeb, WI
(608) 437-5525 • www.sugarriveryarns.com



**YARN & FIBER
MADE TO INSPIRE**



COUNTRY STORE EAST 601-2

Bumblebee Acres

BUMBLEBEEACRES.COM



**CREATIVE
PATTERNS &
ESSENTIAL TOOLS**

WISCONSIN MAKE IT WITH WOOL COMPETITION

SATURDAY – ACTIVITY CENTER

Entry Deadline – August 1, 2026

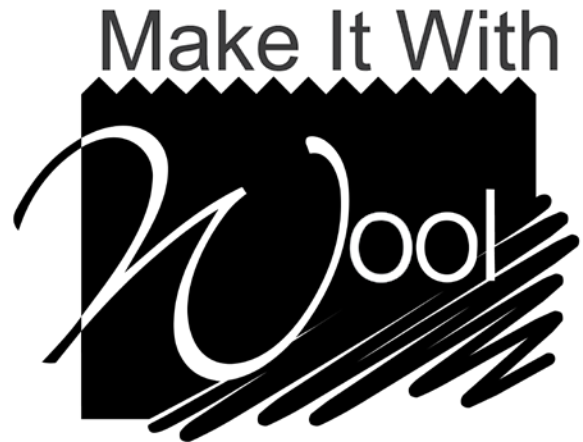
A YOUTH SWEEPSTAKES ACTIVITY!

The Wisconsin Make It With Wool (WI MIWW) competition is open to all Wisconsin residents and anyone interested in fiber arts fashion and creative design using wool or wool blend fabrics and fibers. MIWW is sponsored by the Wisconsin Sheep Breeders Cooperative and is guided by the National Make It With Wool Program.

Two competitions to enter!

Garment & Novelty

In the garment competition, contestants select wool fabrics and/or yarns to construct a garment and will model their garment at the WI MIWW Style Show. Contestants may spin their own yarn, weave their own fabric and may receive instructions from parents, teachers, or advisors. All items entered in competition must be completed after the previous year's competition. Winners of the Junior and Senior divisions compete at the National Make It With Wool Competition in Charleston, South Carolina on January 14-17, 2027. Novelty contestants may enter both Wearable and Non-Wearable divisions.



Preliminary Saturday Competition Schedule

8 am - 9 am.....Registration,
Activity Center Lobby
9 am - 11 am.....In-person Judging
11 am.....Construction Judging
Noon - 1 pm.....Luncheon
1 pm – 1:30 pm.....Style Show Practice
2:30 pm.....Style Show & Awards
Presentation

Thank you to our sponsors:

Wisconsin Sheep & Wool Festival,
Wisconsin Sheep Breeders Cooperative,
Pendleton, M&R Sewing and Vacuum,
Farm Bureau, and Jefferson County
Agri-Business Club.

INFORMATION - HOW TO ENTER:

WisconsinSheepAndWoolFestival.com - Competitions -
Make It With Wool, or contact: Lorrie Riemer at
(262) 512-0094 or Terri Dallas at (715) 304-9483 or
terri.dallas29@gmail.com. Entry deadline, postmarked
by August 1, 2026.

2025 Garment Winners

Representing
Wisconsin
in the Junior
Division at
the National
MIWW was
**Audrey
Johnson.**



**Elizabeth
Colwell**
represented
Wisconsin in
the Senior
Division at
the National
MIWW.



MAKE IT WITH WOOL RAFFLE QUILT

Sunday, September 7 at 3 pm

Activity Center



Support
Make it With Wool!
\$5 a ticket.

Grand Prize:
Queen Size Wool Quilt.

All proceeds to benefit
Make it With Wool. Need
not be present to win.

WALK & KNIT - AND - WALK & CROCHET RELAY RACE

Saturday 4:30 PM – (See Location 13 on Festival Map)

The Walk & Knit and Walk & Crochet Relay Race was inspired by a similar team-relay race that takes place in Estonia known there as Käi ja Koo and is now a favorite of festival goers! If you knit or crochet, join in the fun and put a team together for this friendly, fast-paced, walking and knitting – or walking and crocheting - event. OR sign up individually and we can put a team together for you. Proceeds from this event will support youth activities related to wool. But if you can't walk and chew gum at the same time, come and watch as teams take on the

challenge of knitting/crocheting while walking and cheer on your favorite team as they make their way through a variety of new obstacles this year. Curious? Form a team and find out what they are!

Over \$2000 in prizes donated in 2025 by our amazing Country Store vendors!



FOR COMPLETE RULES AND HOW TO ENTER

Go to: WisconsinSheepAndWoolFestival.com

COMPETITIONS

Walk & Knit/Walk & Crochet Relay Race

Lost Art Fiber and Textile Studio

located at Springs Gallery/Studios
519 Wisconsin Ave.
Waukesha, WI 53186



Fiber Art Workshops

Weaving Felting

Spinning Dyeing

Knitting Crochet

fiber art equipment and supplies
locally produced weaving yarn and fibers

ashford
WHEELS & LOOMS



distributor of Schacht and Ashford Products

Relax, Explore, Create

www.LostArtFiberandTextile.com

[Facebook.com/LostArtFiberandTextileStudio](https://www.facebook.com/LostArtFiberandTextileStudio)

262-510-8779

nancy@LostArtFiberandTextile.com



Since 2007

SUSAN'S

Teeswater Sheep



Multi-colored
Teeswater locks 8-10"



Processed fleece



14"+ staple length
with incredible luster



Unprocessed natural
color fleece



"USA" - First 100% Teeswater
born in the United States



Contact Susan for More Information!

Or plan a visit to Susan's Fiber where your fiber shopping
and sheep viewing can be done in one place!

www.susansfiber.com • 608-575-1470
N250 County Road A | Columbus, WI 53925



SUSAN'S FIBER

Yarn • Fiber • Spinning Wheels

Since 1979

Prepare Your Fiber




Ashford Blending Board

Ashford Wild Drum Carder

Majacraft Fusion Engine Drum Carder

Spin-A-Yarn



Ashford e-Spinner

Lendrum Folding Wheel

Majacraft The Rose

Schacht Lady Bug

Kromski Sonata

Ashford e-Spinner Super Jumbo

Louet Victoria

Contact Susan's Today To Get Started!

Felt • Spin • Weave • Knit

www.susansfiber.com • Columbus, WI • 608-575-1470

OPEN & SHETLAND HANDSPUN SKEIN COMPETITION

Sunday - Activity Center

Judging - Sunday - 9 am

Categories Include:

- Shetland
- Llama
- Alpaca
- Other Wool
- 100% Other (i.e. dog, camel, goat, Angora)
- Blended Fiber
- Novelty

For complete rules information and how to enter:

Go to: wisconsinshoopandwoolfestival.com

Click on: Competitions-Open & Shetland Handspun Skein Competition


Print off entry form: Complete entry form and bring to check-in with your entry fees

Entry Fee: \$5.00 per skein

Awards & Premiums

1. Ribbons awarded to 1st and 2nd places in all classes, lots and categories.
2. Monetary award to 1st and 2nd places in all classes, lots and categories.
3. All 1st place monetary award winners will be combined for a single Best in Show Award.
4. First Place - \$10.00
Second Place - \$5.00
Best in Show - \$25.00
5. Premiums sponsored by Wisconsin Sheep & Wool Festival.

New for 2026 - Viewer's Choice Award!



Yarn Adventure

EMBARK ON YOUR FIBER JOURNEY

A mobile yarn shop, specializing in hand-dyed yarns from small-batch indie dyers across the US. Traveling the country full-time. Contact us now to book us for your local yarn shop, stitching guild, or other yarn events!

Email: yarnadventuretruck@gmail.com
Website: www.yarnadventuretruck.com

    **@yarnadventuretruck**

North America Dairy Sheep Association

Annual Dairy Sheep Show

Check-in Schedule:

Thursday 4-8pm

Friday 9-11am

Show

Friday, September 11th @ 1pm

Judge—Anna Thompson Hajdik

For Complete Information & to Enter:

www.WisconsinSheepAndWoolFestival.com

Click on: Sheep Shows—Dairy Sheep Show



Building 10

Classes:

Junior Yearling Ewe (12-18 months)

Senior Yearling (18-24 months)

Mature Ewe (24+ months)

Grand & Reserve Awards

For Show Rules & How Ewes are Judged visit:

www.northamericadairysheep.org

**FIBERWOOD
STUDIO**

yarns • textiles • classes

2709 N. 92nd Street
Milwaukee, WI 53222
414.302.1849
info@fiberwoodstudio.com
fiberwoodstudio.com

T-W-R 10-4 Sat 10-2



PASKEY SUFFOLKS

Shelby, Scott & Lisa Paskey
5213 Co. Hwy. TT.
Cottage Grove, WI 53527
Farm: (608) 837-3725 Cell: (608) 669-3996

Quality Suffolk Sheep * Excellence is our goal

Certified Scrapie Free 2012
Export Certified 2016

**WISCONSIN
WOOL
Exchange LLC**



A unique source of home-grown yarn, roving, and quilt batts, *plus* scarves, hats, mittens, alpaca socks, and gifts. Ask about classes!

1009 First St., Stevens Point, WI Tue. – Fri. 10-5, Sat. 11-3
715-295-0975 www.wisconsinwoolexchange.com



Handcrafted Hexagonal Needles



www.IndianLakeArtisans.com

ADULT DESIGN CHALLENGE COMPETITION

Judging - 9 am Sunday

Activity Center

Make a Statement – Naturally!

Open to all! Unleash your inner fashion design skills. Clothing and accessory entries must be original designs, and can be woven, crocheted, felted or knitted, and the material can be any natural fiber. (All finished entries must be a minimum of 75% natural materials.)

CATEGORY I – “WEARABLES”

GRAND PRIZE - \$100

Sponsor: TBD

Booths 814 - 817 Country Store East

SECOND and THIRD PLACE WINNERS

Sponsor: Washington County

4-H Wool Spinning Project

CATEGORY II – “NON-WEARABLES”

GRAND PRIZE - \$100

Sponsor: Hook & Shuttle

Booths 622 - 623 Country Store

SECOND AND THIRD PLACE WINNERS

Cash awards of \$40 and \$25

Sponsor: Snyder Spindles

Booth 613 - Country Store East

FOR COMPLETE INFORMATION & HOW TO ENTER

Go to: wisconsin sheep and wool festival.com

Select: COMPETITIONS - ADULT & YOUTH DESIGN CHALLENGE

Open to residents of any state. Wisconsin Make it With Wool (MIWW) contestants are encouraged to enter, however, this competition is not affiliated with the national or Wisconsin MIWW competition.

**New for
2026
Viewers
Choice
Award!**

8TH ANNUAL YOUTH DESIGN CHALLENGE COMPETITION

Make a Statement – Naturally!

Clothing and accessory entries must be original designs, and can be woven, crocheted, felted, knitted or other and the material can be any natural fiber. (All finished entries must be a minimum of 75% natural materials.)

AGE CATEGORIES (As of January 1, current year)

CLASS 1 - Ages 5-11

CLASS 2 - Ages 12-17

1st place \$30 - 2nd place \$25

1st place \$40 - 2nd place \$30

Sponsor: Spry Whimsy Fiber Arts

Booths 113 - 115 Country Store West

FOR COMPLETE INFORMATION & HOW TO ENTER

Go to: wisconsin sheep and wool festival.com

Select: COMPETITIONS - ADULT & YOUTH DESIGN CHALLENGE

Open to residents of any state. Wisconsin Make it With Wool (MIWW) contestants are encouraged to enter, however, this competition is not affiliated with the national or Wisconsin MIWW competition.



SUZOO'S WOOL WORKS

at The Sheepwalk Ranch
Farm to Fiber Arts Experience in the Texas Hill Country

Heritage Wool Breeds • Fiber Mill + Shop • Classes + Tours

Home of TEXAS WOOL WEEK

Brown Sheep • Kraemer Fibers • Wool Fabrics • Hand Dyed Yarns & Fabrics



www.TheSheepwalkRanch.com

SHEEP TO SHAWL SHOWCASE

Sunday – Activity Center – 9 am

What is Sheep to Shawl?

This non-competitive event will showcase teams of up to ten (10) fiber artists preparing washed fleece for spinning, spinning wool yarns, and weaving a shawl from the yarns, all within 4 ½ hours. We welcome new and experienced teams for this no-stress, fun, team experience to promote wool and the fiber arts to the public. This year's theme will be "Whimsical Wonders of Wool" if your team would like to add extra fun and challenge to your participation.

The Fleece

The only shawl requirement is that warp and weft yarn must be 100% sheep wool of any breed(s). Warp can be commercial or handspun, natural colored or hand-dyed, but it must be 100% wool. Each team will provide fleece for weft fiber. It can be washed and dyed but should not be picked or prepared in any other way prior to the event beginning. Teams can use any process for preparing weft fiber, including picking, flicking, hand carding, combing, and/or drum carding. Weft yarns can be singles or plied.

When?

9:00 am – Showcase event begins

Teams must always have members working in their space throughout the event. Team members can rotate in and out for breaks and lunch

1:30 pm – Teams should remove their shawls from the looms by this time. (Don't worry if you don't finish! Remove what you have and be proud of your team effort!)

Each team will give a five-minute presentation on their shawl to the audience.

Awards

The following recognitions will be given:

- **People's Choice** – selected by ballot of the public observers for overall team impression
- **Educational Display** – selected by ballot of public observers for the best educational display
- **Whimsical Wonders of Wool theme award** – chosen by the event coordinators

- Other recognitions may be given at the discretion of the event coordinators
- Teams receiving the above recognitions will receive award ribbons
- All Showcase participants will receive a Showcase custom printed gift

THANKS TO OUR GENEROUS SPONSORS!

Please visit the website to learn more.

ENTRY FEE: \$25 per team
Deadline to Enter – August 15

How to Register?

FOR COMPLETE INFORMATION & HOW TO ENTER

Go to:
wisconsinssheepandwoolfestival.com

Select: COMPETITIONS - SHEEP TO SHAWL

Questions? Contact Deb Jones, deb@fibergarden.com

Yarn

Berroco
Cascade
Ella Rae
Isager
Juniper Moon
Malabrigo
The Fibre Co.
Universal
Rauma
and many more!

Chiaogoo & KnitPro
Needles

Socials:

Wednesday 4:30-7:00

Fridays 10:30-1:00



Spry Whimsy
FIBER ARTS

**Join us for World Wide
Knit in Public Day on the
Second Saturday of June!**

168 W. Main Street
Stoughton, WI 53589
608-239-0809
www.sprywhimsy.com

Over 70 colors of
Maori Wool for
Needle Felting!

Over 50 colors of 19
micron Merino Wool
for felting or
spinning.

Classes

Spinning
Knitting
Crochet
Wet and Needle Felting
Rigid Heddle, Tablet and
Frame Loom Weaving



on the farm – in the market – working together

Equity Cooperative Livestock Sales

- Handling All Classes of Sheep and Goats
- Sheep and Goat Special Sales
- Variety of Agricultural Financing Available



401 Commerce Ave.
Baraboo, WI 53913

800.362.3989
Ext. 132

riskmanagement@equitycoop.com
www.equitycoop.com



www.CampoAlpaca.com

Fair Trade
Alpaca products
Made ethically in Peru
Empowering artisans



In the Heart of the Midwest

illinois
Wool and Fiber Mill

- ◆ Full Service Mill
 - All Fibers Wool, Exotics, Silks, etc.
 - Raw Fiber to Roving, Yarn, or Batts
- ◆ Individual attention given to each and every fleece
- ◆ Custom Blending and Dyeing
- ◆ No minimums on Roving, 3lbs. for Yarn
- ◆ All Natural Process

SS Add Value to Your Fiber SS

Save Shipping Costs

Drop off your fiber at the festival

Illinois Wool and Fiber Mill Inc.

10828 Caledonia Road
Belvidere, IL 61008
815.895.9678



Visit our website
www.ilwoolfibermill.com
jane@ilwoolfibermill.com



123-124
west


custom
yarns,
roving &
processing



LOCAL.
NATURAL.
HERITAGE.



GWENYN HILL
ORGANIC FARM AND GARDEN
WAUKESHA, WISCONSIN



PBS Wisconsin

NANCY ZIEMAN
Sew-Quilt-Creates PRODUCTIONS

•THE GREAT•
WISCONSIN
**QUILT
SHOW**

**CREATE. LEARN.
CELEBRATE.**

Sept. 10-12, 2026

Alliant Energy Center
Madison, Wis.

quiltshow.com



Your one-stop source for high quality yarns and supplies.

We are dedicated exclusively to fulfilling the needs of
Knitters and Crocheters.

The yarns, patterns, books, and accessories are of the finest
quality, all hand-picked by Owner, Doreen Marquart.

Monday, Wednesday, Friday & Saturday: 9:00 a.m. – 5:00 p.m.

Closed Sunday, Tuesday, & Thursday

Online Ordering/Shipping & Curbside Pick-up is also available!



W9034 County Road A (Richmond Township)

Delavan, WI 53115

608-883-9922

www.needlesnpinsyarnshoppe.com

doreen@needlesnpinsyarnshoppe.com



MASS SHETLAND FLEECE SHOW

Building 4

A Youth Sweepstakes Activity

JUDGE

Fiona and Archie Hipwell, Kinross, Scotland, UK

JUDGING

Friday – 10 am

CHECK-IN SCHEDULE

Thursday – 5 pm - 6 pm

Friday – 8 am -10 am

MASS FLEECE SALES

Silent Auction

Friday - 2:30 - 3:30 pm

Private Treaty

Friday 4 pm - 5 pm and Saturday - 9 am - 5 pm

PREMIUMS

Each Class: **1st** - \$15 **2nd** - \$12 **3rd** - \$10 **4th** - \$7

SHOW CHAIR

Greg Padget - farmer@plaidperch.com

Who May Enter: The Mid-American Shetland Sheep (MASS) Fleece Show is open to producers of Shetland fleeces who may enter a fleece in competition only OR enter in competition and either or both the Private Treaty or Silent Auction sales. Fleeces offered for sale must be entered into the competition. A fleece may be entered in one class only. Fleeces not offered for sale will be released following judging.

Entry Fee: \$6 per fleece. Payable at entry, non-refundable. A downloadable entry form can be found online at wisconsin sheep and wool festival.com. Bring entry forms to Building 4 (West Exhibit Building) at the Festival on Thursday or Friday. (See check-in times above)

MASS FLEECE SHOW CLASSES

White Fleece | Black Fleece | Moorit Fleece
Gray Fleece | Any Other Color Fleece | Roed Fleece

Awards given for:

Judge's Favorite Fleece, Champion, and Reserve Champion

Learn more about Shetland Wool

Shetland wool has a long history of being transformed into family heirlooms, such as Fair Isle sweaters and wedding-ring lace shawls. The wave/crimp structure makes Shetland wool unique, with enough bounce and elasticity in the yarn to make exceptional garments. We invite everyone to join us for the following events that celebrate and showcase Shetland wool.

Everything Made with Shetland Wool Showcase

We invite everyone to share the items you crafted using Shetland wool. This show will highlight products made by crafters, shepherds, and more. Enter your hand-made item made from Shetland wool to show the diversity this wool offers. The public can vote for their favorite as they see and learn all about this excellent wool. We welcome crafts of all types. Check out more details at www.finefleeceshetlandsheep.org/2026-mass for more details.

Shetland Wool, Filled with Versatility and Character

Shetland wool has a long history and has caught the interest of many fiber enthusiasts. Join Greg Padget of Plaid Perch Farm as he shares about Shetland wool, the sheep that produce it, and the characteristics found across a variety of fleeces. Join this talk at 10 am on Saturday in Building 4. You will have a chance to touch and experience different types of Shetland wools.



Create a Custom Batt from our fiber Buffet or take home your rainbow of colors to felt.

Indulge in hand-dyed microbatch sets of 5-skein or 5-braid Littermates.

Wool, Warp & Wheel



Join us in our booth as we display our "Warehouse of Yarns"

We offer the best yarns, fiber, and tools from all over the world for today's fiber artists.

Our shop is located at 5605 Mill Street in Richmond, IL, and is open September 15 thru May 1.

Wed & Thurs 11-9, and
Fri-Sun 11-5

5605 Mill Street, Richmond, IL 60071

(815) 678-4063

OPEN FLEECE SHOW & SALES

Building 4

CHECK-IN

Pre-entered or Day-of-Show Entries

Friday – 3 pm – 8 pm

Saturday – 7 am – 9 am

JUDGING

Saturday – 9:30 am

FLEECE SALES

Saturday – 6 pm – 7 pm – Silent Auction

Sunday – 8:30 am - 3 pm Private Treaty

PREMIUMS

Each Class:

1st \$15; 2nd \$10; 3rd \$8; 4th - Ribbon

Champion Fleece: Each Division \$25 and Rosette

Reserve Champion Fleece: Each Division \$20 and Rosette

Best of Show

Traveling Trophy

(Division & Reserve Champions for each division compete for Best of Show Award)

Reserve Best of Show

WHO MAY ENTER

All fleeces must be entered in the competition in order to participate in the Silent Auction and Private Treaty Sales. Fleeces not sold at the Silent Auction will be sold at the Private Treaty Sales unless other arrangements are made directly with the fleece show staff.

Pre-entry Deadline: September 4

To enter the show, go to wisconsinshoepandwoolfestival.com => Competitions => Fleece Show

Entry fee - \$6 per pre-entered fleece, paid at check-in

FLEECE SHOW COORDINATOR

Holin Kennen (608) 882-0267 toholin@gmail.com

OPEN SHOW CLASSES

Division I.

Commercial Division -

Classes: 1. - 1. Fine; 2.

Medium; 3. Coarse

(White or Natural Colored – NO covered fleeces)

Commercial classes to be judged on suitability for the commercial market.

Division II.

White Handspinning Division

- Classes: 1. - 1. Fine; 2.

Medium; 3. Longwool; 4.

Double-coated

(Covered or uncovered)

Division II classes to be judged on suitability of wool for handspinning.

Division III.

Colored Handspinning

Division - Classes: 1. - 1. Fine;

2. Medium; 3. Longwool; 4.

Double-coated

(Covered or uncovered)

Division III classes to be judged on suitability of wool for handspinning.

Division IV.

Crossbred Division -

Classes: 1. - 1. Fine; 2.

Medium; 3. Longwool; 4.

Double-coated

(Covered or uncovered)

Division IV classes to be judged on suitability of wool for handspinning.

JUNIOR FLEECE SHOW

**Building 3 – South End – Skillathon
A Youth Sweepstakes Activity**

CLASSES

Fine Wool Type (Merino, Rambouillet, Targhee, etc.)
Medium Wool Type (Columbia, Corriedale, Polypay, etc.)
Long Wool (Romney, Lincoln, Border Leicester, etc.)
Meat Breed (Hampshire, Suffolk, Dorset, etc.)
Other (At discretion of the judge)

ENTRY FEE - \$5 per fleece – cash day of show.
Cash will be paid back, class winners minimum.

CHECK IN - Deliver fleeces to and check in at the Skillathon area by NOON Saturday.

JUDGING - Saturday afternoon. Placing will count toward Youth Sweepstakes.

THANKS TO OUR SPONSORS!

**JHT LIVESTOCK – OVERALL CHAMPION FLEECE
LYNNETTE TAYLOR – RESERVE JUNIOR FLEECE**



HERITAGE SHEEP REPRODUCTION

Deb Nelson Gourley, B.S., M.S. • gourleydeb@gmail.com
602 3rd Ave SW, Waukon, IA 52172 • (563) 568-6229
www.heritagessheepreproduction.com



Clun Forest



Shetland



Teeswater



**Your #1 source of
imported (UK to USA)
frozen ram semen
& frozen sheep embryos
from England, Scotland,
Wales & Northern Ireland**



20+ breeds include: *Bleu du Maine, Bluefaced Leicester, Charollais, Clun Forest, Cotswold, Dorset (horned, polled), Dutch Spotted, Hampshire Down, Herdwick, Ile de France, Kerry Hill, Lacaune, North Country Cheviot, Ouessant Shetland, Shropshire, Southdown, Suffolk, Teeswater, Texel, Wensleydale (black, white), Zwartbles & others in progress*



Dorset (horned)



Shropshire



Cotswold

Cutler Fence - LLC



**2670 County Road N,
Milladore, Wisconsin 54454**

Call to order 715-305 5671, stop in to buy, email

rcutler@tznet.com

- Estimates
- Installations Services
- DIY installation training
- Pounder rental
- Supplies available at Cutler Fence
 - Posts- pine (CCA treated), cedar, locust, tamarack
 - Bekaert Wire-4 pt barb, woven, 170 K high tensile
 - Gallagher- electric fence, livestock weighing EID, data management
 - Kencove- electric fence
 - Pasture Water- Plasson, Watts, Cresline pipe, Kiwi
 - Winter Waterers -JUG and Cobett

Call to order 715-305 5671, stop in to buy, email rcutler@tznet.com

PEN OF THREE COMMERCIAL CARCASS EVALUATION

SUNDAY – BUILDING 8

LIVE EVALUATION – 10 AM

Supported by the Wisconsin Sheep Breeders Cooperative, The Pen of 3 Evaluation is designed to provide both a live evaluation and definitive carcass data to any producer wishing to improve flock genetics.

Join producers, processors and industry representatives for a marketing roundtable on Sunday following the live evaluation.

WHAT IS THE PEN OF 3?

The Pen of 3 program allows producers to enter three market lambs as a single group.

Unlike traditional show ring competitions that reward visual appeal alone, the Pen of 3 emphasizes measurable performance traits that directly impact consumer satisfaction and producer profitability. The program mirrors commercial production realities, focusing on the characteristics that packers and buyers prioritize. Objective measurements allow breeders to:

- Make more informed selection decisions
- Identify genetic strengths and weaknesses within their flocks
- Improve consistency and market readiness
- Increase returns through data-driven management

For complete information & how to reserve a pen:

Go to www.wisconsinssheepandwoolfestival.com
Click on: Fiber Arts/Producer Education
=> Producer Education => Pen of 3

Reserve a Pen: Membership in Wisconsin Sheep Breeders Co-op required. To join go to www.wisbc.com – membership application.

Entry deadline – labor Day
(or until pens are filled)

Questions?

Contact Coordinator:
Lisa Paskey (608) 669-3996,
email : lrpaskey@gmail.com

Roundtable Presenters:

Cody Heimke: Niman Ranch Lamb Director, Shropshire sheep producers from Wisconsin

Abdullah Hussaini: Jr VP of Marketing, Equity Livestock

Chef Joel Olsen

Todd Taylor: UW Arlington Shepherd

Carolyn Idhe: Small Ruminant Outreach Specialist, University of Wisconsin-Madison Extension | Iowa State University Extension and Outreach

Dr. Emma Schaffel: Wapun Veterinary Service

Deb Nelson Gourley, B.S., M.S.: Heritage Sheep Reproduction

Jeannette Beranger: Sr Program Manager, The Livestock Conservancy

Nick Forrest: write up from the Lambassador about home grown lambs and cooking from a producer perspective.

Participants of the program past & present are encouraged to add their perspectives on the value of the program for them as a producer.

Thank you to our sponsors!



PASKEY SUFFOLKS

Shelby, Scott & Lisa Paskey
5213 Co. Hwy. TT.
Cottage Grove, WI 53527



HALL OF BREEDS & PRODUCER EDUCATION SCHEDULE

All Producer Education will be in Building 8 unless otherwise noted
REGISTRATION NOT REQUIRED – THE PRODUCER EDUCATION PROGRAM IS FREE

Friday, September 11	Saturday, September 12	Sunday, September 13
<p>10 am - 12 pm. Fiber Tour with Holin Kennen</p> <p>12:15 pm - 1pm Meet the Shepherd – Shetland Sheep, Kelly Bartels</p> <p>1:15 pm - 2pm Meet the Shepherd – Coopworth Sheep, Paul & Carol Wagner</p> <p>2:15 pm - 3pm Meet the Shepherd – Finn & Gotland Sheep, Heidi Quist</p> <p>3:15 pm - 4pm Shave'em to Save'em, Jeanette Beranger of the Livestock Conservancy</p>	<p>8:30 am - 9:45 am Katahdin Sheep & Solar grazing, Beau Stafford</p> <p>10 am - 11 am Shearing Demonstrations Joe Hueber & family</p> <p>10 am Shetland Wool, Filled with Versatility and Character, Greg Padget - BUILDING</p> <p>11:15 am - 12 pm Stand Shearing Demonstration David Berryhill</p> <p>12 pm - 1 pm Shearing Demonstrations Joe Hueber & family</p> <p>12 pm - 3 pm Sheep 101 Todd Taylor</p> <p>1 pm - 2 pm Heritage Sheep Reproduction Deb Nelson Gourley</p> <p>2 pm - 3 pm Shearing Demonstrations Joe Hueber & family</p> <p>3:15 pm - 4 pm Meet the Shepherd – Valais Blacknose Sheep, Chandler Zweig</p>	<p>10am to 1:00pm Pen of 3 live evaluation & Round Table.</p> <p>10 am - 11 am Shearing Demonstrations Joe Hueber & Family</p> <p>11 am - 11:45 am Stand Shearing Demonstration David Berryhil</p> <p>12 pm to 1 pm Shearing Demonstrations Joe Hueber & family</p> <p>1:15 pm - 2 pm Meet the Shepherd – Soay & Ouessant/Breton Dwarf Sheep, Andrew Logan</p>
		

FOUR CROWS FIBERS



Dyeing beautiful colors inspired by nature in the hills and valleys of the Driftless Area of Wisconsin

VISIT US AT BOOTH 701-E

<https://www.fourcrowsfibers.com>
Instagram & Facebook: @fourcrowsfibers

Best wishes to all competitors!



www.cotswoldacra.com

hiddenvalleyfarmwoolenmill.com

Save on Shipping
Drop Your Fiber Off at Our Booth!

Coopworth • Corriedale • CVM

Hidden Valley
FARM & WOOLEN MILL

Roving • Yarn • Sheep Skins
Custom Carding
Quilt Batts & Reconditioning

Paul & Carol Wagner
14804 Newton Rd., Valders, WI 54245
920-758-2803
hiddenvalleyfarmwoolenmill@gmail.com



HOLIN KENNEN

2026 Wisconsin Sheep Breeder's Co-Op Friend of the Festival Award Recipient

There are certain features of the Wisconsin Sheep and Wool Festival that feel like they have always been here, simply because they are so central to what we do. But the truth is, these pillars of our festival only exist because someone had the vision and the drive to build them from the ground up.

This April, the Wisconsin Sheep Breeder's Co-Op was proud to honor the person who did exactly that for our Open Fleece Show & Sale: Holin Kennen.

Holin didn't just step in to help; she was an architect. She was there starting the Open Fleece Show & Sale, recognizing that our breeders needed a premier marketplace and our fiber artists needed a direct connection to the best wool in the state.

Holin is the first to tell you that she doesn't do this alone. Behind her stands a dedicated and tireless team that she has mentored and led. Together, they handle the long hours and the literal mountains of wool with a level of professionalism that is second to none.


But Holin's contribution doesn't stop at the Open Fleece Show and Sale. Many of you know her as the voice and the wisdom behind the Hall of Breeds Tour. She shares the history, the characteristics, and the importance of each breed, ensuring that the next generation of shepherds and makers understands the value of what we produce here. Her passion for spinning, weaving, knitting, and historical textile practices reflects a lifelong commitment to preserving the skills and values that sustain the wool community.

WHERE CRAFTING AND FANDOMS MEET

YARN, NOTIONS, PROJECT
BAGS AND MORE

Order online at:
www.fangirlfibers.com

Find us on Instagram at:
[@fangirlfibers](https://www.instagram.com/fangirlfibers)



Located in beautiful Menomonee Falls, Wisconsin



The Newspaper that cares about rural life.

SPECIAL OFFER

1 YEAR for **\$35**
33% Savings

Name _____

Phone (____) _____
Please include area code

Address _____

City _____ Zip _____

Email address _____

Payment Options

- Call 888.833.9268 or locally at 715.833.9268
- Check Enclosed
- Credit/Debit

Card No. _____ Exp. Date _____


3-Digit Security Code _____ (located on back of card)

www.leadertelegram.com/country-today

Offer expires October 31, 2026. For Current Non-Subscribers of The Country Today. Non-fundable. The Country Today is published and mailed weekly.



The Country Today
ATTN: SUE SCOVILLE
P.O. BOX 4001
Eau Claire, WI 54702-4001

 To advertise call: **888.833.9268**



The Country Today

NORTH AMERICA DAIRY SHEEP ASSOCIATION

Second Annual Dairy Sheep Show

Building 10

Check-In Schedule
Thursday 4 pm – 8 pm
Friday 9 am – 11 am

Show
Friday, September 11
@ 1 pm

Judges
Anna Thompson Hajdik

For Complete Information & To Enter:

Go to: www.wisconsinssheepandwoolfestival.com
Click on: Sheep Shows - Dairy Sheep Show

Classes

- Junior Yearling Ewe (12-18 months)
- Senior Yearling (18-24 months)
- Mature Ewe (24+ months)
- Grand & Reserve Awards

For Show Rules & How Ewes are judged visit:
www.northamericadairysheep.org



Waupun Veterinary Services



- Laparoscopic artificial insemination
- Breeding soundness exams
- Semen collection
- OPP/John's testing in-house
- Fecal egg counts in-house
- Ultrasound & blood pregnancy



Waupun Veterinary Services

920-324-3831
www.waupunvet.com
office@waupunvet.com

Your Progressive Veterinary Partner

OPEN SHEEP SHOWS – Wool & Meat Breeds

Friday

Building 5

Early Entry Deadline: August 23

Entry Fee:

\$20 per head (Through August 23)

\$25 per head (After August 23 - Day of Show)

Check-in Schedule: Friday – 10 am - 12 pm

Show: 2 pm - 2 RINGS; Meat & Wool Rings

Judges: TBA - Posted online at later date

Awards: Awards presented to Top 3 Ram and Ewe Supreme Champions; Awards presented to all Breed Champions

For all rules and to enter:

Go to: www.wisconsinssheepandwoolfestival.com

Click on: Sheep Shows – Open Sheep Show or visit showman.app

JUNIOR SHEEP SHOWS – Wool & Meat Breeds

Saturday

Building 5

Early Entry Deadline: August 23

Entry Fee:

\$20 per head (Through August 23)

\$25 per head (After August 23 - Day of Show)

Check-in Schedule:

Friday – 10 am - 12 pm

Saturday – 7 am - 8:30 am

Show: – 9:30 am - Showmanship
Meat & Wool Breeds - 2-rings

Judges: TBA - Posted online at later date

Awards: Awards presented to Top 3 Ram and Ewe Supreme Champions; Awards presented to all Breed Champions

For all rules and to enter:

Go to: www.WisconsinSheepAndWoolFestival.com

Click on: Sheep Shows – Junior Sheep Show or visit showman.app

OPEN MARKET LAMB SHOW

Sunday

Building 5

Early Entry Deadline: August 23

Entry Fee:

\$25 per head (Through August 23)

\$30 per head (After August 23 - Day of Show)

Check-In

7 am - 9 am

Judges

TBA - Posted online at later date

Show Schedule

10 am - Showmanship

Market Lamb Show - Top 5

Commercial Ewe Show - Top 3

Payouts

Grand Champion - \$300

Reserve Grand Champion - \$150

Breed Champions - \$60

Reserve Breed Champions - \$40

Class Awards

For All Rules and To Enter

Go to: www.wisconsinssheepandwoolfestival.com

Click on: Sheep Shows - Market Lamb Show or visit showman.app



HERITAGE SHEEP REPRODUCTION
Deb Nelson Gourley, B.S., M.S. • gourleydeb@gmail.com
602 3rd Ave SW, Waukon, IA 52172 • (563) 568-6229
www.heritagesheepreproduction.com

Your #1 source of imported (UK to USA) frozen ram semen & frozen sheep embryos from England, Scotland, Wales & Northern Ireland (20+ breeds)

MID-AMERICAN SHETLAND SHEEP SHOW

Building 10

A Youth Sweepstakes Activity

JUDGES

Saturday

Fiona and Archie Hipwell, Kinross, Scotland, UK

Sunday

Garrett Ramsay, Illinois, USA

ENTRY DEADLINE August 20

ENTRY FEE: \$15 per sheep. Each entry must be registered with FFSSA, NASSA, and/or SSS to qualify.

CHECK-IN SCHEDULE

Thursday - 4 pm - 8 pm

Friday - All Day

Saturday - 8 am - 9:30 am

SHOW – SHEEP BARN

Sheep Classes - 12:30 pm - Saturday

Patterns and Color Classes - 8:30 am - Sunday

Sheep Show Chair

Mia Spaid (StarSpunShetlands@gmail.com)

FOR COMPLETE INFORMATION & TO ENTER

Go to: wisconsinssheepandwoolfestival.com

Click on: Sheep Shows: Mid-American Shetland Sheep Show

YOUTH SWEEPSTAKES

Junior MASS exhibitors are eligible for Youth Sweepstakes

awards and are automatically entered if they 1.) Are between 8 and 21 years of age as of January 1 of the current year; and 2.) Exhibiting sheep or fleeces entered under their own name. Please see the Youth Sweepstakes page for more details.

Mid-American Shetland Sheep Breeders Show Awards

1–5 Class Placings - Ribbons

Champions - Special Rosette and \$50 from MASS

Reserve Champions - Special Rosette and \$25 from MASS

Group Classes - Rosettes, Ribbons, & Cash Awards

Offered again this year is a Novice Exhibitors award for first time exhibitors. Anyone can enter this class if this is their first show. A special rosette and a \$25 premium will be awarded to the winner.

Premiums added to:

Youth Showmanship

Dam & Daughter

Best Fleece on Hoof

Best Small Flock

Awards and premiums for the Mid-American Shetland Sheep & Fleece Shows are supported by the Mid-American Shetland Sheep Breeders and the show sponsors listed on the Sponsors Page. Thank you for your support!



LEAD LINE — COSTUME CLASS

Saturday, 4 pm

Building 5

Lead Line

The Lead Line entrants are judged on the fashion and fit of their wool garments (purchased or handmade) while leading a sheep and displaying the beauty and versatility of wool clothing.

The Lead Line is a Youth Sweepstakes Event

Class 4 – Age 9 and under

Class 5 – Ages 10-12

Class 6 – Ages 13-16

Class 7 – Ages 17-21

Class 8 – Over 21



30 minutes following the conclusion of Junior Sheep Shows

Costume Class

The Sheep Costume Class is open to any individual or family interested in promoting lamb and wool and will be judged on the originality of the costume(s), theme or idea presented by both competitor(s) and sheep. This class is open to all ages of exhibitors! *All other rules apply.

The Costume Class is NOT a Youth Sweepstakes Event

Class 1 – Beginner Costume Class (age 10 and under)

Class 2 – Intermediate Costume Class (age 11- 15)

Class 3 – Senior Costume Class (16 and above)

Lead Line Entry Fee: \$10 per entrant

Costume Contest Entry Fee: \$10 per entrant or group.

Late entry fees may apply - see website


ENTRY DEADLINE – AUGUST 20

**For complete information
and HOW TO ENTER**

Go to: www.wisconsinssheepandwoolfestival.com

Sheep Shows – Lead Line & Costume Class

EVERYTHING FROM FIBER TO FINGER PUPPETS & FIBER PROCESSING MILL



A great place for Suri and Huscaya Alpacas to call home!

Bob and Vicki Donley
21756 Beaverton Rd.
Poplar Grove, IL
815-292-3222

AlpacaPines@yahoo.com
www.AlpacaPines.com

Visit our booth:
Country Store W 214

Free Cheese Samples
Buy Sheep Milk Cheese



sheep@sdaw.org

www.sheepdairywi.com - www.facebook.com/sdaw.org

**2 GREAT FIBER
BUSINESSES**

in 1 fantastic booth!

**Find us in the East Barn
Stalls 505-506**



HAND-DYED YARNS

**Kaleidoscope
FIBERS**



YOUTH SWEEPSTAKES

Educating for the future!

The purpose of the Youth Sweepstakes is to encourage youth attending the Wisconsin Sheep & Wool Festival to participate in educational and exhibition events and to expand their knowledge and proficiency in sheep production. We encourage 4-H, FFA and other youth groups preparing for district, regional or national competition to participate in any of the following competitions to qualify for Youth Sweepstakes points:

Make It With Wool • Skillathon • Judging Contest
Junior Breeding Sheep Show • Poster Contest
Junior Breeding Sheep Showmanship • Lead Line
Market Lamb Show • Photo Contest
Market Lamb Showmanship
Junior Fleece Show

Age Divisions: (Age as of January 1)

Beginners: 7 - 9 Junior: 10 - 12

Intermediate: 13 - 16 Senior: 17 - 21

To help us with scoring, pre-re-register for Youth Sweepstakes through Showman and indicate all events in which you may participate!

THERE IS NO ENTRY FEE!

Winners will be announced via Social Media (Facebook). Like and follow the "Wisconsin Sheep & Wool Festival" Facebook page for more info!

To Pre-Register for YOUTH SWEEPSTAKES

Go to: www.wisconsinssheepandwoolfestival.com

Click on: SHEEP SHOWS -Youth Sweepstakes

Click on REGISTER – You'll be taken to SHOWMAN

Scoring: Individuals are encouraged to compete in any and all of the listed competitions. Points will be awarded based on participation and placing within each event. Overall points will be determined by a combination of total points from an individual's four highest scores; not more than two of those scores may come from exhibiting breeding animals, fleeces or market lambs. **Note to Market Lamb Exhibitors:** There will be a separate showmanship division for market lamb exhibitors that will be based on Wisconsin Club Lamb Association age breaks and which will count for WCLA points, but not for Youth Sweepstakes points. Results will be announced during selection of Junior Supreme Champion sheep on Sunday.

Cash premiums provided by
Wisconsin Sheep Breeders Cooperative
1st - \$100 2nd - \$75 3rd - \$50
4th - \$35 5th - \$25

Youth Sweepstakes is sponsored by the Wisconsin Sheep Breeders Cooperative through the generous support of contributors and bidders at the Shepherds' and Silent Auctions.

YOUTH JUDGING CONTEST

Saturday – Building 5

Pick up packets beginning at 8 am in Building 5

Work at your own pace, but **DO YOUR OWN WORK!!!**

By participating in this event you are automatically entered in the Youth Sweepstakes contest. (See *Youth Sweepstakes* for more details.)

Age Divisions: (Age as of January 1)

Beginners: 7 - 9 • Junior: 10 - 12 •

Intermediate: 13 - 16 • Senior: 17 - 21

NEW! – To help with scoring we are asking Youth Sweepstakes participants to **pre-register** through **SHOWMAN!** Day-of-contest registrations are still accepted!

A Youth Sweepstakes Activity!

Contest Makeup:

Place 2 to 3 classes of Breeding Sheep


Wool Fleece Class

Place 1 class of Market Lambs

10 Questions for each class

To maximize the educational opportunities of this event, official placings and answers to all questions will be posted at the conclusion of the event and will also be posted on the WSWF website soon after the festival. If you have never competed in a livestock judging contest or are a seasoned pro looking to keep your skills sharp, this contest is for you!

Winners will be announced via Social Media (Facebook). Like and Follow the "Wisconsin Sheep & Wool Festival" Facebook page for more info!



ANNUAL POSTER CONTEST!

New Location - Skillathon Area

Open to all ages (Age as of January 1, current year)

Beginner	Ages 7 – 9
Junior	Ages 10 – 12
Intermediate	Ages 13 - 16
Senior	Ages 17 – 21
Adult	22 and up

Categories

- Educational
- Promotional

First place winner in each age category will receive a \$25 cash award from the Wisconsin Sheep & Wool Festival.

Poster Requirements:

- Posters must be a minimum of 14" x 22" in size – either vertical or horizontal.
- You may enter up to 2 posters total – one each, in two different categories.
- You may use a variety of materials in making your poster, such as markers, tissue paper, natural fiber material, colored pencils, etc.
- Promotional posters can be about your flock, farm, breed, products such as wool, lamb or sheep dairy

A Youth Sweepstakes Event!

products, or about Wisconsin's or the national sheep industry.

- Educational posters must be instructional and teach something about sheep, sheep products or inform viewers about the sheep industry.
- Judges have the option of moving posters to another category.
- **Posters must have name, mailing address, phone number, age/age division, and category legibly written on the back. (Age as of January 1, current year)**
- Posters should be brought to Hannah Brooks in the Skillathon area (Building 3-south end) from 9 am until Noon on Saturday.
- Judging will take place Saturday afternoon.
- Posters will not be returned and must be picked up by noon on Sunday. If you need to leave earlier, let Hannah know on Saturday morning.

By entering the contest, you agree that entries can be used or reproduced at the discretion of the Wisconsin Sheep Breeders Cooperative, which reserves the right to publish a selection of entries in the Wisconsin Sheep & Wool Festival catalog, on the Festival and WSBC websites and in other selected media.

SKILLATHON!

Building 3 – South End (Skillathon area)

SATURDAY 8 am – 3 pm

A Youth Sweepstakes Activity!

SUNDAY 8 – Noon

The Skillathon is for kids of all ages! It's easy and it's fun: It's a walk-thru of individual stations, where your knowledge of sheep and sheep production will be tested, everything from lambing problems, docking, feeds, anatomy and a whole lot more. What happens if you don't know an answer? **Don't worry. No one fails at Skillathon!**

The goal of the Wisconsin Sheep & Wool Festival youth programs is to provide educational experiences that are high quality and that will give youth exposure to and prepare them for future competition. We encourage 4-H, FFA and other youth groups and individuals preparing for district, regional or national contests to attend and participate in any of the Youth Sweepstakes events. Points will be awarded to Sweepstakes contestants based on participation and placing within each event. Refer to Youth Sweepstakes page for complete details. *Note: Ages 6 and under are not eligible for Sweepstakes awards.

Skillathon Competition

For those participants that wish to compete on a points scale for Skillathon awards, we will offer scoring sheets, with age categories listed below. Age categories (except for 6 and under and Adult) correspond with the Youth Sweepstakes program.

SKILLATHON AGE CATEGORIES (as of January 1)

6 and Under
(Not eligible for points)
Beginner: 7 – 9
Junior: 10 – 12
Intermediate: 13 – 16

Senior: 17 – 21
Adult Competition:
21 and over (No Sweepstakes points awarded)



“Art Under Foot” – A Display of Hooked Rugs

Coordinated by the
Cream City Rug Hooking Guild
Friday - Saturday - Sunday – Activity Center

The Wisconsin Sheep & Wool Festival is privileged to again welcome the return of the Cream City Rug Hooking Guild and an impressive display of handcrafted rugs, ‘Art Under Foot’. The rugs and mats vary from primitive to modern, small to large. The Cream City Rug Hooking Guild was formed to develop interest in rug hooking and encourage creativity and high standards in the art form of traditional rug hooking.

The guild provides an environment in which our members, new to hooking or founding members, can improve their hooking skills, exchange ideas and enjoy socializing. Each year the guild has a challenge. This year our challenge is celebrating our nation’s 250th anniversary, the Semiquincentennial. This commemorates the adoption of the Declaration of Independence on 1776. These rugs will be on display at the 2026 Sheep and Wool Festival.

The sixty plus guild members from Southeastern Wisconsin help to increase the knowledge and quality of rug hooking by demonstrating the art as well as planning educational activities. Guild members meet twice a month and have workshops twice a year. Members will be demonstrating at the ‘Art Under Foot’ display throughout the festival.

For additional information about traditional rug hooking or the Cream City Rug Hooking Guild, email: creamcityRHguild@outlook.com or <http://www.CCRHG.net>.



Wisconsin Handweavers, Inc. is a statewide guild that fosters fellowship and growth among weavers by offering meetings covering a diverse range of topics where we share our work, ideas and inspiration.

WHI meetings are held at the MPS Gaenslen School in Milwaukee’s Riverwest neighborhood as well as occasionally in other areas of the Milwaukee area.

Each meeting is available online, as well as recorded for later enjoyment.

Membership benefits:

- Monthly meetings September to May (excluding January) with a variety of topics and speakers
- Access to a weaving library of over 800 titles
- Nine newsletters a year with information from upcoming programs, local workshops, items for sale, interesting articles and more
- Workshops that offer the opportunity to learn new techniques and expand your craft
- Study/Interest groups including dyeing, spinning, weave structure, tapestry and newish weavers

Save the Date! We are excited to announce that Wisconsin Handweavers will be hosting the **2027 Midwest Weaver’s Conference** to be held at Carroll University in Waukesha, June 6-13, 2027. This biennial conference includes a host of workshops. Vendors from throughout the Midwest come to offer their wares and newest yarns, books, weaving equipment and more.






Your fiber craft journey starts at...

The WOOLERY®

Your destination for all things weaving, spinning, knitting, rug hooking and more!

www.woolery.com



Sievers

SCHOOL OF FIBER ARTS

In a picturesque island setting we offer weeklong and weekend classes in weaving, basketry, quilting, knitting, spinning, surface design and more. May–October. Dormitory available.

www.sieversschool.com

mail@sieversschool.com

(920) 847-2264

Breed Specific Yarns

Locally Sourced, Locally Milled

Fibershed Focused

PURVEYOR



Fine Yarns

Fiber Studio & Dye House

"On the Square"

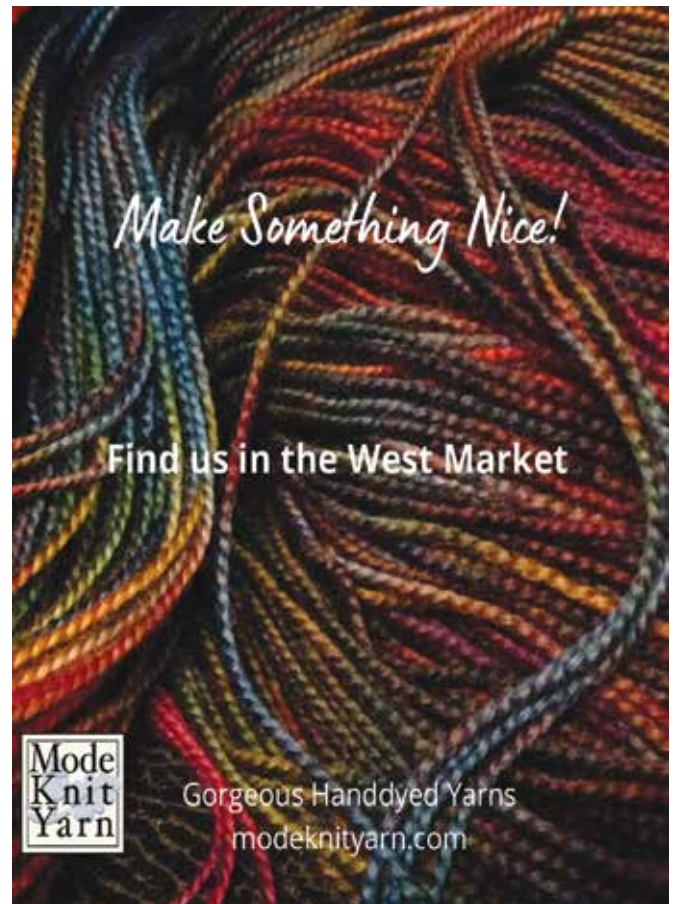
1107 17th Ave, Monroe, Wisconsin

purveyoroffineyarns@gmail.com

Mountain Mohair



Spinnery.com



Make Something Nice!

Find us in the West Market



Gorgeous Handdyed Yarns

modeknityarn.com

CROOK & WHISTLE STOCK DOG TRIAL

TRIAL SCHEDULE

Location 14 - West Trial Field

TRIAL JUDGE - Nancy Flynn

I started training and trialing sheepdogs in 1998 and fell in love with the process. I raise sheep and hay on my farm in NW Indiana. I have always enjoyed learning to read different kinds of sheep and handling dogs to move them efficiently. After a career in technology, I became semi-retired and have been enjoying more free time to work with trainers and stock people to understand stock management. I'm lucky to travel and compete in many Midwest trials and occasionally get to travel west to compete on range sheep. My focus is always on the ethical treatment of sheep and the dogs, while finding ways to make the training of sheep dogs enjoyable for humans as well. The Wisconsin Sheep and Wool Festival has been a favorite trial for me and many others since it combines all the elements of sheep management, marketing, and husbandry.

**Enjoy the trial, but leave your pets at home.
Thank you!**

FRIDAY

8 am
Open 1
Nursery 1
Pro-Novice 1*

SATURDAY

7:30 am
Pro-Novice 1
Nursery 2
Pro-Novice 2
Nursery 3
Open 2*

SUNDAY

7:30 am
Finish Open 2
Ranch
Novice

**As time allows*

The Crook & Whistle Stock Dog Trial is put on by
Jeff Seeger and Samantha Jones

Sponsored by TNC Crates
www.tnccrates.com
Handmade in the USA



Nancy Flynn and her dog Lad moving sheep at the Wisconsin Sheep and Wool Festival sheepdog trial. *Submitted photo.*

WILD AND WOOLLY PHOTO CONTEST

A Youth Sweepstakes Activity!

Calling all photographers - give us your best shots! The contest is open to all ages, regardless of whether they raise sheep or not. The Wisconsin Sheep Breeders Co-op invites photographers of all ages to submit their photographs. The first place winner in each category will receive a cash award of \$25 from the Wisconsin Sheep Breeders Co-op.

CONTEST RULES:

- **Enter photographs in the following classes:**
 - Scenic Photo
 - Just Lambs
 - Kids and Sheep
 - Photo Taken by Youth (21 & younger as of January 1)
- You may enter more than one class and more than one photograph in each class.
- Youth may enter photos in any category, but only photos entered in the "Photo Taken by Youth" category will count towards Youth Sweepstakes.
- Submit 3" x 5" or 4" x 6" photos mounted separately on colored background with at least a 1" border, but not framed.
- Write the following information on the back of each

photograph: Title of photo, contest class, and your name, mailing address and e-mail address. Entries in Photo Taken by Youth must include the age of the photographer as of January 1 of the current year.

- Bring your photos to Hannah Brooks in Building 3 (Skillathon area) from 9 am until Noon on Saturday.
- Judging will take place Saturday afternoon.
- Contestants may pick up their photos at noon pm on Sunday from the Skillathon area. Photos not picked up will not be returned.

By entering the contest, photographers and persons photographed agree that entries can be used or reproduced at the discretion of the Wisconsin Sheep Breeders Cooperative, which reserves the right to publish a selection of entries in the Wisconsin Sheep & Wool Festival catalog, on the Festival and WSBC websites and in other selected media.



Shearing Demonstrations

Building 8

Saturday:

10 am • 11:15 am • Noon • 2 pm

Sunday:

10 am • 11 am • Noon

(times approximate)

Josh and Joe Huber - Shearers
Huber's Sheep Shearing, Wisconsin Dells, WI
(608) 547-8273

Stand Shearing Demos by David Berryhill

With special thanks to Todd Taylor, University of Wisconsin-Madison Arlington Sheep Unit for supplying the sheep.

Wisconsin Beginning Shearing School

For dates and information, contact Todd Taylor,
(608) 846-5858 or toddtaylor@wisc.edu.



Scheele's Antique Shearing Equipment

Saturday & Sunday

Building 8

Step back in time with Daylon Scheele's collection of antique shearing equipment, manuals and literature, including a gas-powered, 1916 Little Wonder Sheep Shearing Machine.

HALL OF BREEDS

Friday – Saturday – Sunday

Building 8

Attending the Hall of Breeds at the Wisconsin Sheep & Wool Festival offers a unique, hands-on opportunity to explore the incredible diversity of sheep and the world of fiber production all in one place. Visitors can meet producers representing 20 or more breeds, ask questions, and “talk sheep” directly with knowledgeable experts, making it both an educational and engaging experience. The Hall also features interactive highlights like Meet the Shepherd Talks and guided tours where attendees can learn about different types of sheep, see fleeces up close, and understand how each fiber is used. Beyond the animals themselves, there’s a wealth of information on breed histories, recipes, and industry resources, making it especially valuable for farmers, fiber artists, or anyone curious about agriculture and textiles.

Want more information about the Hall of Breeds?

Contact: Lisa Paskey
(608) 669-3996
email: lrpaskey@gmail.com

FREE! Hall of Breeds Tour for Fiber Folks!

FRIDAY – 10 am to NOON

Tour the Hall of Breeds with wool judge, award winning hand spinner and Open Fleece Show Coordinator Holin Kennen! Learn about the types of fibers produced by the sheep exhibited and look at the fleeces right on the backs of the sheep. Learn from a fleece judge about the many different types of fibers, what each is best suited for and insights on working with raw fleece. There is no charge to take part in the Hall of Breeds Tour!

FREE! Sheep Milking Demonstrations

FRIDAY-SATURDAY-SUNDAY

Building 10

Sheep Milking Demonstrations are brought to you by the North America Dairy Sheep Association and are located in Building 10. Times will be posted.



Lambing Barn!

Saturday & Sunday

Building 8

Thanks to Todd Taylor, Shepherd at the UW-Arlington Sheep Research Unit, and the College of Agriculture & Life Sciences, University of Wisconsin-Madison for supplying the ewes and lambs for this display. Join Todd Taylor from 12 Noon - 3 pm on Saturday for his always informative Sheep 101 presentation!



USED EQUIPMENT AUCTION

Saturday 2 pm

Building 9

USED EQUIPMENT AUCTION

This is a great opportunity to buy or sell all types of equipment: feeders, scales, seeders, electric fences, trimming stands, carders, water tanks, hand tools, small farm implements – you name it! Fiber arts equipment and items sell well and are also welcome!

To Consign:

Go to WisconsinSheepAndWoolFestival.com

Click on: **Special Events - Used Equipment Auction**

Complete the consignment form and email to Mark Roembke, mjrhamps@hotmail.com, or print and complete the form and then bring it with your consignment items to the

Warm-up Arena by 12 noon, Saturday.

Questions? Contact Mark Roembke – (262) 707-0032

PAYMENTS TO CONSIGNORS

All items sold through the Used Equipment Auction will be charged a commission on the gross receipts by the Wisconsin

Sheep Breeders Cooperative: 15% for members; 20% for non-members. WSBC dues must be paid to the WSBC office by September 1, 2026: wisbc.com. Items bid back by a consignor (whether they are a member or not) will be charged the 20% commission on the bid-out price.

PLEASE BE PATIENT! Payments to Consignors should be made within 4 to 6 weeks of the auction.
Thanks to our consignors and buyers for your support!

1. All sales final.
2. Items remaining on Festival grounds after 3:30 pm Sunday become property of the Wisconsin Sheep Breeders Co-op.
3. No pharmaceuticals, vaccines, dewormers, insecticides, paints, herbicides, chemicals opened feeds of any type accepted.
4. All items are as-is. No warranties express or implied provided by Wisconsin Sheep Breeders Co-op, Badger State Auctions
5. Festival admission is \$10 per day, kids 8 and under free. Weekend pass, \$20. Parking free.
6. All purchases become responsibility of buyer at the point of sale.

or the Wisconsin Sheep & Wool Festival, LLC, which are not responsible for loss or damage of items consigned or purchased.

SILENT AUCTION

Bidding from Noon — 4:30 pm Friday & 9 am to 3:30 pm Saturday!

Activity Center



Like your auctions slow and steady, but with a hint of bidding excitement? Here's a great opportunity to bid on unique gift items, sheep supplies, fiber arts equipment and more while supporting the many activities and projects of your cooperative!

Want to donate to the Silent Auction? You can bring donated items to the Silent Auction volunteers in the Activity Center on Friday from 8 am - 4:30 pm or by 9 am Saturday, where you'll receive a receipt for your donation. The Wisconsin Sheep Breeders Co-op acknowledges with great appreciation the many Country Store and other vendors and contributors who have supported these fund raising efforts for over two decades. **Thank you for your support!**

SHEPHERD'S AUCTION

Bidding from 10 am Saturday to Noon Sunday

Building 5


The Shepherd's Auction will be showcased in a silent auction format and will feature items that every shepherd can use in the barn and their home. Grab a pen and get ready to bid! Bid often and support the youth and education activities sponsored by the Wisconsin Sheep Breeders Cooperative.

To Donate to the Shepherd's Auction

Go to www.wisconsinssheepandwoolfestival.com

Click on: Special Events – Shepherd's & Silent Auctions

Fill out donation form and submit. You can bring donated items to the Silent Auction volunteers in the Activity Center on Friday from 8 am - 4:30 pm or by 9 am Saturday.



2026 WISCONSIN SHEEP BREEDER COOPERATIVE DIRECTOR-COMMITTEE LIST & CONTACTS

Wisconsin Sheep Breeders 2026 Board of Directors

Gary Klug - President
klughihamp@tm.net
Campbellsport (712) 202-4461

Eric Meudt - Vice President
ericmeudt@yahoo.com
Avalon (608) 921-2933

Randy Cutler
rcutler@tznnet.com
Milladore (715) 305-5670

Reid Formo
formo@live.com
Blue Mounds (320) 424-2832

Terry Hoernke
hilltop11@yahoo.com
Poynette (608) 279-3511

Jill Johnson
riverwindsfarm@gmail.com
Blair (715) 667-3499

Laura Monson
laura.monson514@gmail.com
Fort Atkinson (920) 728-3301

Dan Smerchek
dsmerchek@outlook.com
Rosholt (715) 347-1957

Jessie Taylor
jamtarghees@gmail.com
Columbus (608) 628-6803

WSBC Executive Secretary

Jill Alf
wisconsinssheepbreeders@gmail.com
Janesville (608) 743-9080

WSBC Digital Media Specialist

Morgann Martinson
wisheepwool@gmail.com
Stoughton 920-728-3273

WI Sheep & Wool Festival Director

Hedge Becker
wswfcountrystore@gmail.com
Wausaukee (215) 237-2115

2026 Wisconsin Sheep Breeders Cooperative Committees

Communication (Website- Facebook-Wisconsin Shepherd)

Terry Hoernke, Chairman; Jill Alf;
Morgann Martinson; Reid Formo; Gary
Klug

Insurance & Finance

Gary Klug, Chairman; Randy Cutler; Jill
Johnson; Eric Meudt; Dan Smerchek

Producer Education

Lisa Paskey, Chairman; Randy Cutler;
Carolyn Ihde; Jeff Swenson; Todd Taylor

Promotional Sales

Carol Black, Chairman; Jill Alf; Jill
Johnson; Sue Rupnow

Youth & Education Fund-Raising/ Shepherd's Auctions

Jill Alf, Co-Chairman; Jessie Taylor, Co-
Chairman; Randy Cutler; Laura Monson;
Etta Held; Terry Hoernke; Barb Schultz;
Mike Monson; Bryon Schumacher

Youth & Education/Scholarship

Eric Meudt, Chairman; Jill Alf; Terry
Hoernke; Gary Klug

Wisconsin Sheep & Wool Festival

Hedge Becker, Festival Director; Robert
Black, Festival Resource; WSBC Board of
Directors

Wisconsin Wool Works!


May Laidlaw Otto, Co-Manager; Debbie
Skubal, Co-Manager; Alysia Kniaz, Co-
Manager; Carol Black, WWW Resource;
Jill Alf

American Sheep Industry Representative

Gary Klug

Wisconsin Make It With Wool State Director

Lorrie Riemer



KEY TO BREED ABBREVIATIONS - WSBC MEMBERSHIP DIRECTORY

Al	Alpaca	DaSh	Dairy Sheep	NCW	Natural Colored Wool
AnGo/G	Angora Goats/Goats	Do	Polled Dorset	Ox	Oxford
Asf	Assaf	Do-Ad	Dorset Advantage	Pol	Polypay
AW	Australian White	Dorpr	Dorper	Ra	Rambouillet
Aws	Awassi	Efr	East Friesian	Racka	Racka
Bar	Barbados	EL	English Leicester	Roml	Romeldale
Bd So	Babydoll Southdown	Finn	Finnish Landrace	Romn	Romney
BFL	Bluefaced Leicester	GD	Guard Donkeys	Roy Wht	Royal White
BL	Border Leicester	Got	Gotland	Sal	Salish
BIWsh	Black Welsh Mountain Sheep	Ha	Hampshire	SAMM	South African Meat Merino
BoerG	Boer Goats	HDo	Horned Dorset	ScBl	Scottish Blackface
Boor	Booroola	Ice	Icelandic	Sh	Shropshire
BCh	Border Cheviot	IdF	Ile de France	Shet	Shetland
Brit Soay	British Soay	Jac	Jacob	So	Southdown
Ch	Cheviot	Kat	Katahdin	StCrX	St Croix
CL	Club Lambs	La	Lacaune	Su	Suffolk
CIF	Clun Forest	Lin	Lincoln	Ta	Targhee
Col	Columbia	Llama	Llama	Tswtr	Teeswater
Com	Commercial	LL	Longwool Leicester	Tex	Texel
Coop	Coopworth		Market Market	Tun	Tunis
Cor	Corriedale	Mer	Merino	WDorpr	White Dorper
Corm	Cormo	Mon	Montadale	Wen	Wensleydale
Cot	Cotswold	Mrnx	Merinox	WT	Wether-type
Cross	Crossbred	Mule	Mule	WSWF	Wisconsin Sheep & Wool
CVM	California Variegated Mutant	Nav	Navaho	Vendor	Festival Vendor
D	Dogs	NCh	North County Cheviot	WWW	Wisconsin Wool Works!

2026 WISCONSIN SHEEP BREEDERS COOPERATIVE MEMBERSHIPS



We are saddened by the passing of Richard "Dick" Roembke, a pillar of Wisconsin's sheep community for decades. Dick served as Secretary/Treasurer of the Wisconsin Sheep Breeders for 20 years, was a dedicated Hampshire shepherd on his family farm in Jackson, and gave countless hours to 4-H, the Washington County Fair, and the Meat Animal Sale

he helped found. His commitment to our industry was recognized with induction into the Wisconsin State Fair Sheep Barn Hall of Fame and an Honorary Recognition Award from UW's College of Ag & Life Sciences.

Dick was known for his integrity, his tireless volunteerism, and his genuine love for the sheep community. His impact will be felt for generations. Our hearts go out to his children, grandchildren, great-grandchildren, and all who loved him.

PAUL & LORI ABEL
ABEL'S CLUB LAMBS
4877 CTY RD N
ARPIN, WI 54410
715-305-4112
plabel4877@gmail.com
Do Ha WT

JILL ALF & BRYON SCHUMACHER
5316 N NORTHWOOD TRACE
JANESVILLE, WI 53545
608-743-9080
CELL: 608-449-0611
jill.alf11@gmail.com
Ha

ALF HAMPSHIRE
2417 W STARK RD
JANESVILLE, WI 53545
608-449-0707
alfhampshires@gmail.com
WWW.FACEBOOK.COM/ALFHAMPSHIRE
Ha

DAVID A ALLEN
ALLENS CLUB LAMBS
N4503 IRISH RD
CHILTON, WI 53014
920-418-5776
WT Ha Su Cross

TONY & JENNY ALLEN
ALLEN CLUB LAMBS
W1281 AEBISCHER RD
CHILTON, WI 53014
920-374-1386
tonyallen102@yahoo.com
Su Ha Cross

ALLEN POLYPAY FARM
ROBERT ALLEN
W11456 MCDONALD RD
MERRIMAC, WI 53561
608-742-1010
aggienbob@gmail.com
Pol

BETH ANDERSON
NO NAME FARM
5856 EAST ST
WAUNAKEE, WI 53597
608-849-3647
nonamefarm@tds.net
Efr Dorpr Cross

KATHRYN ASHLEY-WRIGHT
EWETOPIA
637 N MILL ST, PO BOX 121
LAFARGE, WI 54639
608-625-2060
info@ewetopiafibershop.com
WWW.EWETOPIAFIBERSHOP.COM
Fine Wool Cross

BEN & DENISE BARTLETT
LOG CABIN LIVESTOCK
N4632 ET RD
TRENARY, MI 49891
906-439-5210
bndbartlett@tds.net
Pol Ta Com

CAROL BATTENBERG
W5670 FINDER RD
JOHNSON CREEK, WI 53038
920-988-2364
batten2@tds.net
Com

BEAR LAKE ENTERPRISES INC/CEDAR LANE DORSETS
BILL KEOUGH
E5656 N WATER DR
MANAWA, WI 54949
920-428-5712
bksheep@wolfnet.net
Do

RYAN BINGEN
ROCKIN' B SHOW LAMBS
N6481 CTY RD KK
PLAINFIELD, WI 54966
262-339-9816
ryan.bingen@gmail.com
FACEBOOK - ROCKIN' B SHOW LAMBS
WT CL

STEVE & JILLIAN BINGEN
BINGEN OXFORDS
6451 WILDLIFE DR
ALLENTON, WI 53002
262-388-3324
sbingen@outlook.com
FACEBOOK: BINGEN OXFORDS
Ox

ANNE BOSCH
BLACKBERRY RIDGE WOOLEN MILL, LLC
3776 FORSHAUG RD
MOUNT HOREB, WI 53572
608-437-3762
anne@blackberry-ridge.com
WWW.BLACKBERRY-RIDGE.COM

TAMI & DAN BOWSER
WINDRIDGE FIBER FARM
7370 URNESS RD
HOLLANDALE, WI 53544
608-967-2297
windridgefiberfarm@gmail.com
WWW.WINDRIDGEFIBERFARM.COM
Cot BFL-Cross

JANNETTE Y BOYLES
PROSPEROUS BOYLES TREE FRUIT WINE
ORCHARD & COMPANY
9754 SOUTH PEORIA ST
CHICAGO, IL 60643
773-571-6116
boylescooperj@gmail.com

RONALD & KATHRYN BRAUN
BRAUN EARTH ACRES
3316 CTY RD S
CATO, WI 54230
920-732-3212
braunearthacres@gmail.com
Su Do

JEAN BREW
BREW CENTURY FARM
S120 COUNTY RD A
WISCONSIN DELLS, WI 53965
608-254-7428
brewcenturyfarm@gmail.com

GREG & VICKI BRICKNER
S508 COUNTY RD G
WONEWOC, WI 53968
608-632-4056
greg.brickner@gmail.com
Do

LINDA BRION
SHEEPS AND ME
W4050 STATE RD 32
ELKHART LAKE, WI 53020
920-980-5040
sheepsandme@gmail.com
BFL Coop CVM

MATT, JENNY & AMARA BUGENHAGEN
AB CLUB LAMBS
S76W24855 NATIONAL AVE
MUKWONAGO, WI 53149
262-378-9740
abclublamds25@gmail.com
Cross CL

BUMBLEBEE ACRES FARM
CARISSA, SAMANTHA & SARAH TROIA
PO BOX 325
DAVIS, IL 61019
815-861-2083
bumblebeecrossfarm@gmail.com
WWW.BUMBLEBEEACRES.COM
WSWF Vendor

SEAN & NANCY BURTON
HEART PRAIRIE SHEEP & CATTLE CO
PO BOX 735
ESTANCIA, NM 87016
715-584-1093
hpsccfarmtoyouthpscc.com
Reg Su Cross

ALLAN & SALLY CASPER
N6095 330TH ST
MENOMONIE, WI 54751
715-235-7600
skcasper@wwt.net
Com Do

CLEMES & CLEMES
HENRY & ROY CLEMES
650 SAN PABLO AVE
PINOLE, CA 94564
H: 510-3667-9707
CELL: R: 510-367-8564
info@clemes.com
WWW.CLEMES.COM
WSWF Vendor

ELIZABETH, ALLISON, BECKY & BRIAN COLWELL
WOVEN HEARTS FARM
S1927 STATE RD 58
LAVALLE, WI 53941
608-293-2231
millie2lucky@gmail.com
Ta Com

CRAZY VALLEY FARMERS, LLC
BRANDON JENSON
PO BOX 378
MOUNT HOREB, WI 53572
608-669-2674
crazyvalleyfarmersllc@outlook.com
INSTAGRAM @
CRAZY VALLEY FARMERS
WSWF Vendor

CROFTLAND FARM, LLC
MARALYN FOWLER
W8151 COUNTY RD F
CASCADE, WI 53011
920-980-7554
mfowlerfarm@msn.com
WSWF Vendor

ARIN & LYNN CROOKS
6742 STATE RD 35 & 81
LANCASTER, WI 53813
608-732-6817
alcrooks00@gmail.com
Do Cross

2026 WISCONSIN SHEEP BREEDERS COOPERATIVE MEMBERSHIPS

RANDY & SALLY CUTLER
CUTLER COUNTRY COMFORT
2670 CO RD N
MILLADORE, WI 54454
715-305-5670
rcutler@tznnet.com
BFL

DALE & JUDY DOBBERPUHL
MINT GOLD RANCH
5807 COUNTY RD X
DEPERE, WI 54115
920-328-3690
mintgoldranch@gmail.com
WWW.MINTGOLDRANCH.COM
Su

DRIFTLESS TANNERY
DANIELLE DOCKERY
109 RIVER ST
ARGYLE, WI 53504
608-630-2960
driftlesstannery@gmail.com
WWW.DRIFTLESSTANNERY.COM
WSWF Vendor

STEVE & DARLENE ECKERMAN
ECKERMAN SHEEP COMPANY LLC
N681 S ROLLWOOD RD
ANTIGO, WI 54409
715-623-2520
eckermansheep@gmail.com
WWW.ECKERMANSHEEP.COM
Com Efr La AW

EWETOPIA FIBER SHOP, LLC
LISA ASHLEY & KATHRYN ASHLEY-
WRIGHT
102 S MAIN ST
VIROQUA, WI 54665
608-637-3443
info@ewetopiafibershop.com
WWW.EWETOPIAFIBERSHOP.COM
WSWF Vendor

LAURIE FABRIZIUS
W5640 COUNTY RD CS
POYNETTE, WI 53955
608-575-9312
lauriefabrizius@gmail.com
Ha Cor Cross

REID & STEPHANIE FORMO FAMILY
FORMO LIVESTOCK
3965 E BRIGHAM RD
BLUE MOUNDS, WI 53517
320-424-2978
formo@live.com
WWW.FORMO-SOUTHDOWN.COM
So

FRIVOLOUS EWE
KATHY MCCLURE
4596 OSBORNE RD
WINNEBAGO, IL 61088
815-275-8268
kathy.didiers@gmail.com
HTTPS://FACEBOOK.COM/
FRIVOLOUSEWE
WSWF Vendor

JONATHAN & PATTI GANSKE
CAL-BRI FARMS
W7816 HEMLOCK RD
BEAVER DAM, WI 53916
920-763-3037
agedganske@gmail.com
Bd So

RALPH GIORNO
W7596 US HWY 12
WHITEWATER, WI 53190
262-903-3051
laurie_giorno@hotmail.com
NCW Cross Com

MARY GUELG
N5092 PINE RD
EDEN, WI 53019
920-904-6456
Kat

RUTH HANSEN
HIDDEN MOUNTAIN FARM
706 BOWERS RD
BELLEVILLE, WI 53508
608-576-6821
rhansen@chorus.net
Finn

ELMER H & ETTA J HELD
RIVERBEND FARM
117 N MAIN ST
OAKFIELD, WI 53065
920-583-3084
CELL: 920-948-1831
eheld3084@charter.net

LAURA HENNEMANN
W3187 600TH AVE
ELMWOOD, WI 54740
715-307-4703
laurahennemann2@gmail.com
Com

ISAIAH HERBERT
TIKVAH FARM
E1920 COUNTY ROAD G
LAVALLE, WI 53941
608-406-8176
isaiahherbert99@icloud.com
Cor BFL Do

JOE & MARY HERRING
CLOVER HILL FARM
15203 ROGNE RD
VALDERS, WI 54245
920-629-029
Ch CL Mer

JENNIFER HERZBERG
W471 LIENKE RD
COLUMBUS, WI 53925
920-318-9624
jherzberg59@icloud.com
WWW

HIDDEN MOUNTAIN ARTS
RUTH HANSEN
706 BOWERS RD
BELLEVILLE, WI 53508
608-576-6821
rhansen@chorus.net
WWW.FINEFIBERFARM.COM
WSWF Vendor

MELISSA & JAMES HIGHFILL
HORSERADISH HILL FARM
N8587 HILLS LANE
WESTBORO, WI 54490
815-291-3786
glacialfiberworks@gmail.com
Got Finn Fiber Mill

MAGGIE HIGHLAND
HIGHLAND'S HOMESTEAD HAVEN
N7873 HWY 104
BROOKLYN, WI 53521
608-213-3025
highland8@hotmail.com

TERRY HOERNKE
HILLTOP FARM
N3870 DUNNING RD
POYNETTE, WI 53955
608-279-3511
hilltop11@yahoo.com

JOE & KRISTY HUBER
HUBER'S SHEEP SHEARING
748 STATE RD 82
WISCONSIN DELLS, WI 53965
608-547-8273
WT Pol

JEROME A, EILEEN & JACOB HUBER
HUBER'S SHEEP SHEARING
220 FREEDOM LANE
OXFORD, WI 53952
608-586-5735
Sheep Shearing

CAROLYN IHDE
21366 HWY 52
SAINT OLAF, IA 52072
641-990-3927
cihde@wisc.edu

IMPACT HAMPS
BRIAN REILLY FAMILY
17435 COUNTY RD W
SHULLSBURG, WI 53586
608-482-2697
breilly.impact@gmail.com
WWW.IMPACTHAMPS.COM
Ha

TROY & JESSIE JANSEN
HAIRY HAVEN
N6098 CORDY RD
HILBERT, WI 54129
J: 920-470-1360
CELL: T: 920-378-6391
jessicajansen2022@gmail.com
troy@jansens.us
Ha Ha-Cross

CHARLES JONES
ROCKY RIDGE
N5987 15TH AVE
WILD ROSE, WI 54984
920-622-4334
Cross

COREY & GRETCHEN KANABLE
PLEASANT VISTA KATAHDINS
25255 PLEASANT VALLEY DR
RICHLAND CENTER, WI 53581
608-475-1398
gkanable@gmail.com
Kat

MEG & MIKE KELLY
HIGH MEADOW FARM
N6967 SOUTH LANE
JOHNSON CREEK, WI 53038
920-988-5023
highmeadowfarmcsa@gmail.com
WWW.HIGHMEADOWFARMCSA.COM
BFL Cross Tswr Cross

SUE KENWORTHY
KENWORTHY FARM
17354 INTERLUDE RD
TOMAH, WI 54660
608-372-7340
CELL: 608-387-3632
suekenworthy@yahoo.com
Cot

MARK & MARIE KJORLIE
CHICORY MEADOWS FARM
7260 JANISCH RD
MARSHALL, WI 53559
608-655-3703
chicorymeadows@sbcglobal.net
Su Com

GARY T KLUG
HIGHLAND HAMPSHIRE
146 W MAIN
CAMPBELLSPORT, WI 53010
712-202-4461
klughihamp@tm.net
FACEBOOK/HIGHLAND HAMPSHIRE
Ha So

MAUREEN KOCH
V CREEK
N1912 DOUBLE D
CAMPBELLSPORT, WI 53010
920-539-4791
koch_maureen@hotmail.com
Shet Cross

AMANDA KRESS
974 COUNTY RD B
CAMBRIDGE, WI 53523
701-269-9967
ahrendsvm@gmail.com

MARY LAIDLAW-OTTO
8839 W MOURNING DOVE CT
FRANKLIN, WI 53132
414-690-5906
mlaidlawotto@gmail.com
WWW

KIM LANGLEY
PURVEYOR OF FINE YARNS
5346 CONEY WESTON PLACE
MADISON, WI 53711
608-421-2133
purveyoroffineyarns@gmail.com
WWW.PURVEYOROFFINEYARNS.COM
Wool Buyer

DEVON, LYNN & THEODORE LEE
LONE ROOSTER FARM
N8950 MIDLAND AVE
CAMPBELLSPORT, WI 53010
414-828-9757
loneroosterfarm@outlook.com
FACEBOOK - LONE ROOSTER FARM
So

NATHAN LEIN
LEIN SHEEP FARM
7295 I AVE
ARLINGTON, IA 50606
319-415-2574
leinfarm@outlook.com
FACEBOOK/INSTAGRAM @
LEINCORRIEDALES & @LEINLINCOLNS
Lin Cor

2026 WISCONSIN SHEEP BREEDERS COOPERATIVE MEMBERSHIPS

CASEY & MORGAN LOBDELL
LOBDELL STOCK FARM
6458 STATE RD 39
MINERAL POINT, WI 53565
608-482-4525
lobdellstockfarm@gmail.com
Do Rom Com Hair

CINDY & MARK MACKENZIE
OBSERVATORY HILL FARM
1017 OBSERVATORY HILL RD
BELLEVILLE, WI 53508
608-424-1581
shepherd@observatoryhillfarm.com
WWW.OBSERVATORYHILLFARM.COM
Cor

KAREN & RANDY MALLUM
MOONSTONE FARM
N11236 VANDERHAGEN RD
IRONWOOD, MI 49938
906-932-3621
cell: klbm@up.net
CIF Mule

SUSAN MCFARLAND
TEESWATER - TEESDELIGHTS
N250 HWY A
COLUMBUS, WI 53925
920-623-4237
WWW.SUSANSFIBER.COM
Tswtr

KEVIN & BECKY MEHRINGER
MEHRIGOLD FARM
W9399 WOODSIDE RD
CAMBRIDGE, WI 53523
920-220-1026
rebecca.mehring@gmail.com
Rom

MEUDT FAMILY GENETICS
ERIC & KAYLA MEUDT FAMILY
1112 N COUNTY RD M
AVALON, WI 53505
608-921-2933
ericmeudt@yahoo.com
FACEBOOK - MEUDT FAMILY GENETICS
Ha WT Cross CL

COURTNEY & AMY MEYER
WOOL N FEATHER FARM
W1755 ROCK RD
IRON RIDGE, WI 53035
920-540-8837
woolenfeather@gmail.com
Ha Cross

ANDY & LAURA MEYER FAMILY
EMERALD VALLEY FARM
N8020 SWITZKE RD
WATERTOWN, WI 53094
920-206-8445
alarshorty@yahoo.com
Ox

KEN MILLER
SAND BAY FARMS
93740 HYDE RD
BAYFIELD, WI 54814
715-779-0147
sandbayfarms@centurytel.net
Kat

BETH MILLER
TAILWIND FARM
12827 W STATE RD 81
BELOIT, WI 53511
608-898-3600
tailwindfarm@gmail.com
WWW.TAILWINDFARMSWIS.COM
Ra

MIKE, GAYLE & LAURA MONSON
GRAND VIEW SHOWSTOCK
N4171 COUNTY ROAD G
FORT ATKINSON, WI 53538
920-728-3301
laura.monso514@gmail.com
Do Ha WT

RICHARD & HALEY NELSON
NELSON'S ARTESIAN ACRES, LLC
N1375 LIND CENTER RD
WAUPACA, WI 54981
715-281-6438
nelsonartesianacres@gmail.com
Com Efr La AW

JEFF & LESLIE NEVENS
A & J NEVENS LIVESTOCK
N1225 HILLESTAD RD
LODI, WI 53555
608-576-9474
aandjnevenslivestock@frontier.com
HTTP://MYPLACE.FRONTIER.
COM/~JRNEVENS
Ta

SHELBY, SCOTT & LISA PASKEY
PASKEY SUFFOLKS
5213 COUNTY HWY TT
COTTAGE GROVE, WI 53527
608-837-3725
Cell: 608-669-3996
lrpaskey@gmail.com
Su

SAMIRA PAYNE
LIVELY BY SAMIRA
6104 S KIRKWOOD AVE
CUDAHAY, WI 53110
773-208-7153
livelybysamira@gmail.com
WWW Vendor

JERMEY & MELANIE PETERSON
PETERSON'S HYWAY FARM
W6621 610TH AVE
ELLSWORTH, WI 54011
715-529-2943
petersonhywayfarm@gmail.com
Ha So Do-Ad Cross

DEBBIE PETZEL
WINDSWEPT CREST FARM
2037 180TH AVE
CENTURIA, WI 54824
612-578-1528
dspetzel@gmail.com
FACEBOOK - WINDSWEPT CREST FARM
Registered Kat Ha CL

GRAHAM & MARGARET PHILLIPSON
LITLEDALE
21925 COUNTY HWY ZZ
RICHLAND CENTER, WI 53581
608-647-7118
littledalefarm@icloud.com
WWW.LITLEDALEFARM.COM
NCh ScBl

DICK PIECHOWSKI
HOLMLAND FARMS
N1060 STATE RD 22
WAUPACA, WI 54981
414-71-0692
holmlandfarms@gmail.com
Su Ha Tu

ROCK PLEDL
415 E VINE ST, APT 310
MILWAUKEE, WI 53212
414-690-9088
rockpled@gmail.com

**PROFILES SHOW SUPPLY
& EMBROIDERY**
METRO HAMPS-RUPNOW HAMPS LLC
W460 SYDO RD
COLUMBUS, WI 53925
715-590-4660
profshowsupply@aol.com
WWW.PROFILESHOWSUPPLY.COM
Ha Livestock Supplies

DOUGLAS QUAAK
LITTLE CEDAR RIVER FARM
N6748 CO RD 577
INGALLS, MI 49848
906-753-4153
dquaak@littlecedarriverfarm.com
CIF Nav

HEIDI QUIST
PRAIRIE WILLOWS FARM
16026 345TH ST
CENTER CITY, MN 55012
651-238-5370
prairiewilowsfarm@gmail.com
WWW.PRAIRIEWILLOWSFARM.COM
Finn Got

RALPH RABACH
5028 COUNTY TT
STURGEON BAY, WI 54235
920-743-7143

RAINBOW FLEECE FARM
PATRICIA REEDY
W7181 HUSTAD VALLEY RD
NEW GLARUS, WI 53574
608-527-5311
rainbowfleece@gmail.com
WWW.RAINBOWFLEECEFARM.COM
WSWF Vendor

**ADAM, LACY, MAKIEYELA, MALLEX,
MAHAYLEIGHA, MAKAYNA, MAAIDRYA
& MACKSYM RAISLER**
STONY RIDGE
E7111 GARRITY RD
MANAWA, WI 54949
920-538-4199
lacysindy08@yahoo.com
FACEBOOK - STONEY RIDGE FARM
Ta Lin Ha So Do-Ad Bd So Tu

LINDA RAMLOW
HICKORY OAKS FARM
BOX 347
POYNETTE, WI 53955
608-635-8240
bryan@primemechanicalofwisconsin.com
Do

MARK RANDALL
N8964 STERK RD
CAMBRIA, WI 53923
920-382-3141
jackpinesavage715@gmail.com
Sh Com

REDMER FARM
ANN REDMER
8705 W PLYMOUTH CHURCH RD
ORFORDVILLE, WI 53576
608-201-7188
redmerfarm@gmail.com
WSWF Vendor

JUANITA REED BONIFACE
2462 LAKE GEORGE DR NW
CEDAR, MN 55011
763-753-4636
agrifolks@gmail.com

AUSTIN & CRYSTAL RETZLAFF
LAMB CHOP HAVEN
E9164 ELM DALE RD
CLINTONVILLE, WI 54929
920-604-2581
austinret1980@gmail.com
Tex

MARK, KIM & KARISA RIDGMAN
MAPLE DALE FARM
S47 W39551 HWY Z
DOUSMAN, WI 53118
262-370-2150
markaridgman741@centurytel.net
Su, Cross

KEVIN & LORRIE RIEMER FAMILY
RIDGEVIEW SHOW LAMBS
12160 N WAUWATOSA RD
MEQUON, WI 53097
262-225-7696
joshuariemer2@gmail.com
So Cross

RIVERWINDS FARM & FIBER
JILL JOHNSON
W12482 LONE STAR RD
BLAIR, WI 54616
715-667-3499
riverwindsfiber@gmail.com
RIVER WINDS FARM - INSTAGRAM &
FACEBOOK
WSWF Vendor

MIKE & AMY ROBINSON
A&M LIVESTOCK
5057 STATE ROAD 39
MINERAL POINT, WI 53565
608-574-1022
robinson@yousq.net
So Cross

ROCK COUNTY SHEEP PRODUCERS
BRIAN LUX, TREASURER
17 EAST HIGH ST
MILTON, WI 53563
608-751-8684
brianlux67@gmail.com

MARK ROEMBKE
MJR HAMPSHIRE
3504 COUNTRY AIRE DR
CEDARBURG, WI 53012
262-707-0032
mjrhamps@hotmail.com
Ha

ROUND BARN FIBER MILL
JIM & MARGIE SCHAFER
10123 FREEPORT RD
DURAND, IL 61024
815-201-1800
roundbarnfiber@gmail.com
WWW.ROUNDARBARNFIBER.COM
WSWF Vendor

2026 WISCONSIN SHEEP BREEDERS COOPERATIVE MEMBERSHIPS

BOB & SHARON SCHAEFER
EVERGREEN FARM
201869 DAY AVE
MARSHFIELD, WI 54449
715-207-2002
schaefer76@gmail.com
BCh

THERESE SCHROEDER
SCHROEDER HIDE-A-WAY
N9431 KRULL RD
BONDUEL, WI 54107
920-284-5272
tschroedersheep@yahoo.com
ldF Su WT

HANNAH SCHULTZ
LEVEL HILLS FARM
805 W CRAMER ST
FORT ATKINSON, WI 53538
920-650-7914
schultzhe21@gmail.com
So

KEITH & BECKY SCHULTZ
LEVEL HILLS FARM
N4426 COUNTY RD G
FORT ATKINSON, WI 53538
920-397-0732
levelhillsfarm@sbcglobal.net
So

TRACEY SCHWALBE & DAN GARTZKE
SPRINGSTEAD
W6691 LEGLER VALLEY RD
NEW GLARUS, WI 53574
608-527-2509
schwalbe1@tds.net
Got

ANDREA SEIFERT
CURLEE ACRES
1616 156TH AVE
CENTURIA, WI 54824
715-491-2367
curleeacres@gmail.com
WWW.CURLEEACRES.COM
Shet Finn Cross

SHEEP DAIRY ASSOCIATION OF WI
KAREN NIELSEN/
ORGANIZATIONAL MNGR
5185 PATERSON ST
MADISON, WI 53703
608-512-5040
sheep@sdaw.org
WWW.SHEEPDAIRYWI.COM
Efr Asf La

MARY SIEKMANN
W340 N9551 TOWNLINE RD
OCONOMOWOC, WI 53066
920-988-8948
msiekmann@wi.rr.com
Coop

CHRISTINE SIMMS
1090 CENTER PLACE
DUBUQUE, IA 52001
563-542-3777
chrissimmscooling@hotmail.com
WWW

DEBBIE SKUBAL
MOONGLOW STUDIO
N3433 SLEEPY HOLLOW RD
KEWAUNEE, WI 54216
920-255-4159
dlskubal59@gmail.com
WWW

WENDY SLEIDER
W289S2954 ROAD DT
WAUKESHA, WI 53188
414-630-4902
fsleider@wi.rr.com

DAN & SHELLY SMERCHEK
KDK SOUTH DOWNS
& SMERCHEK SHOW LAMBS
202978 BENTLY RD
ROSHOLT, WI 54473
715-347-1957
cell: sasmerchek@outlook.com
WWW.SMERCHEKSHOWLAMBS.COM
WWW.KDKSOUTH DOWNS.COM
So CL

BEAU STAFFORD
WICOVERY FARM
4957 HAIGHT FARM RD
FITCHBURG, WI 5711
608-436-0717
wicoverfarm@gmail.com
WWW.WISCOVERYFARM.COM
Kat

CHRIS & ALLY STEINKE FAMILY
2966 S HWY 213
ORFORDVILLE, WI 53576
608-219-4623
ally.steinke45@gmail.com
CL

COLLEEN STERNITZKY
912 RIVER RD
KEWAUNEE, WI 54216
920-388-2641
casterni@live.com

STRAND FAMILY
JENNING FAMILY FARM
8525 HAWTHORNE RD
MEQUON, WI 53097
262-302-9185
farmerstrand@icloud.com
Market

MARLIN & GERALYN SUBRA
SUBRA SUFFOLKS
W15142 COUNTY RD P
TAYLOR, WI 54659-8302
715-662-3003
marlinsubra@gmail.com
FACEBOOK/SUBRASUFFOLKS
Su

SUSAN'S FIBER SHOP, LLC
SUSAN MCFARLAND
N250 HWY A
COLUMBUS, WI 53925
920-623-4237
susanfiber250@gmail.com
WWW.SUSANSFIBER.COM
WSWF Vendor

CRAIG TAYLOR
COLD COMFORT FARM LINCOLNS
371 PASTURE LANE
MURPHYSBORO, IL 62966
618-967-4994
info@lincolnsheep.net
Lin

TODD & LYNETTE TAYLOR
JHT LIVESTOCK
W7460 MEEK RD
ARLINGTON, WI 53911
608-332-4914
taylorsheep@yahoo.com
Ha Ta So Lin Pol

JESSICA TAYLOR
JAM TARGHEES
126 N LUDINGTON ST
COLUMBUS, WI 53925
608-628-6803
jamtarghees@gmail.com
Ta

JUSTIN TAYLOR
TAYLOR MADE POLYPAYS
W7460 MEEK RD
ARLINGTON, WI 53911
608-628-8893
diamondjlincolns@gmail.com
Pol Lin

MARTY & TERRI THOMAS
THOMAS CLUB LAMBS
5463 TOWNHALL DR
PULASKI, WI 54162
920-501-8506
wreststuds@aol.com
WT-Ha NC Cross

DAVID THOMAS
7641 SAWMILL RD
MADISON, WI 53717
608-215-3468
uwsheep@yahoo.com

TRIANGLE FARMS
WILLIAM YODER
S2623 JESSOP RD
LAVALLE, WI 53941
608-985-8432
AW

DAVID TROXEL
TROXEL COLUMBIAS
N612 9TH AVE
PLAINFIELD, WI 54966
715-335-6854
cell: dmtroxel@hotmail.com

STEVE & MONIKA ULATT
EWE-LATT FAMILY FARM
9259 WINDY ACRES DR
KEWASKUM, WI 53040
414-559-7186
sulatt.stu@gmail.com
Kat

UW-MADISON SHEEP UNIT
TODD TAYLOR, MANAGER
W4857 MEEK RD
ARLINGTON, WI 53911
608-846-5858
CELL: 608-332-4914
toddtaylor@wisc.edu
Ha Ta Pol

LYNNE & KEITH VALIQUETTE
N8091 AMUNDSON COULEE RD
HOLMEN, WI 54636
608-526-4339
lynnevaliquette@mac.com
CIF

MICHAEL WALSH & ROGER NORGEL
NORWAL FARM
N983 STATE ROAD 28
ADELL, WI 53001
M: 219-765-9375
CELL: R: 414-759-7333
altoeva2013@gmail.com
Su WDorpr IdF

DIANA WEINHARDT-TREANGEN
HARVEST HILL ACRES
7477 400TH ST
DENNISON, MN 55018
713-244-4184
harvesthillacres@aol.com
WWW.HARVESTHILLACRES.COM
CVM Roml

JANET WEYKER
3416 N WISCONSIN ST
RACINE, WI 53402
262-822-1825
jweyker@racinedominicans.org

ED WIENERS FAMILY
OAKSHADE FARM
W1620 STATE RD 11
BURLINGTON, WI 53105
262-763-9049
oakshade@wi.rr.com
Sh NC

KEMP A. WILSON
BONNIE HIGHLAND FARM
S93 W31993 HWY NN
MUKWONAGO, WI 53149
262-363-4406
Registered Su


CATHERINE WINEMAN
CATHY'S CREATIONS
209291 GALVIN AVE
STRATFORD, WI 54484
715-506-0096
sheephides@gmail.com
WWW.CATHYSCREATIONS.COM
Col Cor BFL

WISCONSIN LIVESTOCK BREEDERS ASSOCIATION
JILL ALF, EXECUTIVE DIRECTOR
5316 N NORTHWOOD TRACE
JANESVILLE, WI 53545
608-743-9080
wisconsinlivestockbreeders@gmail.com
WWW.WISCONSINLIVESTOCKBREEDERS.COM
STATE LIVESTOCK ASSOCIATION

WOOL FROM OVER THE HILL
KALEN NICHOLS
W3944 KAMMES DR
BELLEVILLE, WI 53508
608-424-3938
woolfromoverthehill@hotmail.com
WSWF Vendor

WOOL WARP & WHEEL
ROB & PENNY CETNER
5605 MILL ST
RICHMOND, IL 60071
815-678-4063
woolwarpandwheel@aol.com
WWW.WOOLWARPANDWHEEL.COM
WSWF Vendor

SUSAN ZILLER
WOOLY BEE FARM
2389 KELLY RD
CALEDONIA, IL 61011
815-861-6139
woolybeefarm@yahoo.com
LL



FLAXEN FLEECE

Visit us online or in store and *save 15%* off your order by mentioning this ad or use code **SW2026**.

800 Water St. • Sauk City, WI 53583

 www.flaxenfleece.com 



Refracted Light Fiber Arts



Yarns that let nature take center stage.
Untreated. Naturally-dyed. Breed-specific. Specializing in one-of-a-kind colors and unique dye lots.

Beauty. Creativity. Renewal.

refractedlightfiberarts.com

Country Store West-
Middle Aisle

FESTIVAL APPAREL

T-Shirts,
Sweatshirts,
Totes



WI SHEEP & WOOL FESTIVAL

2026

HL Beemer Farm, 1836

Fort Atkinson, Wisc.



**Offering raw & washed British
Soay and Ouessant wool.**

Etsy shop: [Soay Heritage Wool](#)

Second Largest Soay Flock in US

RBST-member since 2016

*Come see us in the Hall of Breeds!
Andrew & Maddie Logan*

Wisconsin Sheep Breeders Cooperative
5316 N Northwood Trace
Janesville, WI 53545

PRSRT STD
US POSTAGE
PAID
PERMIT NO. 203
EAU CLAIRE, WI

WWW.EWETOPIAFIBERSHOP.COM

**SMALL BATCH YARNS
CUSTOM PROCESSING
SHOP * VIROQUA, WI
MILL * LA FARGE, WI**

**FIND US IN THE
EAST BARN**

