

WISCONSIN SHEEP & WOOL FESTIVAL

September 7-10

2017

Jefferson Fair Park
Jefferson, WI





on the farm ~ in the market ~ working together

Equity Cooperative Livestock Sales

- **Full-service commodity brokerage.**
- **Handling all classes of sheep & goats.**
- **Ag lending available.**



401 Commerce Ave. • Baraboo, WI 53913
800-362-3989 • www.equitycoop.com

Your OFFICIAL guide to Jefferson County!

Cambridge | Fort Atkinson | Jefferson | Johnson Creek | Lake Mills | Palmyra | Waterloo | Watertown | Whitewater | & Surrounding Areas

PLACES TO GO... WHAT TO EAT... WHERE TO STAY...

2017 EDITION
AVAILABLE
IN PRINT
& ONLINE!



FESTIVALS & FAIRS, PERFORMING ARTS, BREWERIES & WINERIES, SHOPPING,
MAPS, AREA PARKS & LAKES, CAMPING, DISCOUNTS & MORE!

VISIT OUR WEBSITE FOR IN-DEPTH INFO!

enjoyjeffersoncounty.com



Get our Newsletter
enjoyjeffersoncounty.com



Like us on Facebook
"Jefferson County Wisconsin"



Read our Event Blog
enjoyjeffersoncounty.com/news



View Online Guide
enjoyjeffersoncounty.com/guide

Table of Contents

Map of Fair Park		Farm to Table – <i>Cooking With the Chefs!</i>	73
Admission	3	Lambing Barn	74
Gate Hours	3	Crook & Whistle Stock Dog Trial	74
Country Store Hours	3	Photo Contest	77
Shuttle Service	3	Poster Contest	78
Festival Regulations	5	Youth Sweepstakes	79
Lodging	6	Skillathon!	80
General Information	7	Youth Judging Contest	81
Schedule of Events	8	Lead Line – Costume Class	82
Camping	10	Shepherds Auction	83
Vendor Listing	11	Hall of Breeds	83
‘Ma & Pa’ Bring History to Life	13	Silent Auction	83
Wonders of Wool Fiber Arts Classes		Stock Exchange – A New Way to Sell Sheep!	86
Information.....	14	Used Equipment Auction & Shepherd’s Auction	88
Who’s Teaching & When	16	Wisconsin Sheep Breeders Cooperative	
Classes.....	18	2017 Membership Directory	91
About the Instructors.....	40	Index of Advertisers	96
Wooly U – A Sheep Camp for Kids!	46		
Walk & Knit Relay Challenge	47		
Design Challenge Competition	48		
Lamb Dinner	49		
Open & Shetland Hand Spun Skein Competition	50		
Make It With Wool			
All About.....	52		
About - Quilt, Afghan, Novelty Contest	53		
Schedule	53		
Wisconsin Entry Form.....	54		
Entry Form – Quilt, Afghan, Novelty	54		
Lead Line - MIWW Contestants.....	82		
Art Under Foot – Hooked Rug Display	55		
Wonderful Wisconsin Wool Quilt Display	56		
Fiber Arts Demonstrations	57		
Fleece Shows			
Open & Junior	58		
MSSBA Shetland	61		
Sheep Shows			
MSSBA Show Sponsors.....	62		
MSSBA – Shetland	63		
Market Lamb	65		
Open Wool & Meat	66		
Junior Wool & Meat.....	68		
Carcass Competition – Pen of 3	84		
Producer Education			
Sheep 101	70		
Shepherds’ Workshops	72		
Shearing Demonstrations	75		

BACK IN BALANCE MINERALS®

FOR SHEEP, GOATS, CAMELIDS & HORSES
BIOAVAILABLE MINERALS, NO FILLERS OR ARTIFICIAL INGREDIENTS

BACK IN BALANCE BLENDS HERBAL PRODUCTS FOR LIVESTOCK



Product Information:
Alethea Kenney
218-657-2502
info@borealbalance.com

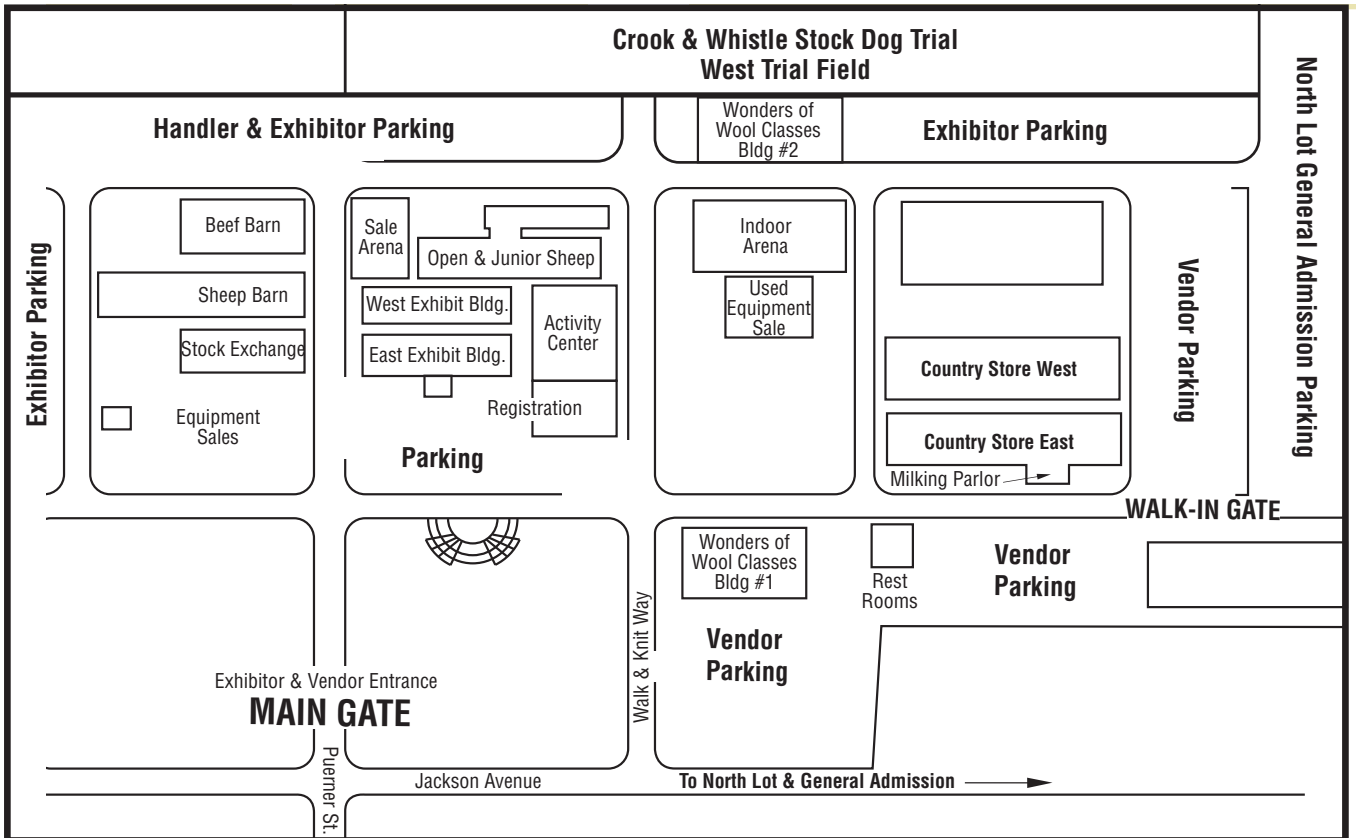
For Orders:
North Central Feed Products, LLC
Orders: Zena Dunker
70 Alice St.
Gonvick, MN 56644
877-487-6040
ncfp LLC@gmail.com

**Book: “An Ounce of
Prevention: Raising and
Feeding Animals
Naturally”**
See website or call for
details



www.backinbalanceminerals.com

Map, Country Store & Gate Hours



ADMISSION

*Admission charged at the Gates:
Friday-Saturday-Sunday*

*Thursday - Closed to Public
Fiber Arts Classes Only
Pre-registration Required*

Admission

\$8 per person – Kids 8 and under FREE
Weekend Passes - \$15 per person
Purchase passes at the Gates

Parking FREE

GATE HOURS

Friday-Saturday 7 a.m. – 7:00 p.m.
Sunday 7 a.m. – 3 p.m.

SHUTTLE SERVICE - Friday, Saturday, Sunday



Thanks to the Jefferson County Antique Collectors, free shuttle service is provided from the North Lot Gate to all festival activities. Please thank the drivers for their generosity in providing this service!

The Country Store

Thursday	Not open to the public
Friday	10:00 a.m. – 6:00 p.m.
Saturday	9:00 a.m. – 6:00 p.m.
Sunday	9:30 a.m. – 3:30 p.m.

Outside Vendors

Hours may vary – please check with individual exhibitors.

Thank you for supporting our exhibitors!

*Without their participation,
the Wisconsin Sheep & Wool Festival would not be possible.*





Ketcham's

*Celebrating 40
years in business!*

TM

Call or visit our website for
current prices, promotions, and
to request a catalog!
(618) 656-5388

Stop by our display at
the 2017 Wisconsin
Sheep & Wool Festival!

See why so many producers
recommend Ketcham's –
SUPERIOR QUALITY
equipment designed
and manufactured in
Edwardsville, IL USA. Call
ahead to have equipment orders
delivered to save on shipping.

www.ketchamssheepequipment.com

*You Now Have a Choice
for Sheep Nutrition!*

**bk SHEEP
NUTRITION**

Bill Keough • "bk" Sheep Nutrition Services
Division of Bear Lake Enterprises • Manawa, WI

PHONE 920-428-5712 (cell)

EMAIL bksheep@wolfnet.net

www.bksheep.com

Nutrition that Works!

**"Big" companies sell the same
few products to everyone.**

**Custom-formulated "bk"
Sheep products & services
are used by nationally-
known purebred, show
lamb, commercial &
dairy sheep producers!**

- *Ration balancing*
- *Nutrition consulting*
- *Mineral and grain mixes
formulated specifically for
your flock's needs*
- *"bk" Sheep Vitamin/Trace Mineral
products at affordable prices*

Festival Regulations

By purchasing admission, registering for or participating in event activities/shows/competitions and/or entering the premises, attendees agree to regulations as set forth below by the Wisconsin Sheep Breeders Cooperative, Wisconsin Sheep & Wool Festival, LLC and/or regulations as set forth by the Jefferson County Fair Park and Jefferson County.

- No soliciting.
- **No firearms allowed on the fairgrounds.**
- Controlled substances prohibited on the fairgrounds.
- Smoking prohibited in all fairgrounds buildings.
- Parents/Guardians are responsible for the supervision of all minors.
- Minors may not register for Wonders of Wool fiber arts classes or Sheep 101 without the express consent of Festival management.
- No distribution or posting of printed materials/flyers/ advertisements except as specifically allowed by Festival management.
- **All persons enter at their own risk.**
- **Pets are not allowed at the Wisconsin Sheep & Wool Festival and will be denied entry to the festival grounds.** The only dogs that will be allowed are certified service dogs, service dogs in training and those dogs participating in the Crook & Whistle Stock Dog Trial. ***Please leave your pets at home. Thank you!***
- The Wisconsin Sheep & Wool Festival, LLC is not responsible for lost articles or damage to property.
- All vendor sales of merchandise and/or services are by express permission of Festival management only.
- No unauthorized demonstrations.
- No personal announcements can be made by volunteers at Registration.
- The Wisconsin Sheep & Wool Festival and Jefferson County Fair Park reserve the right to exclude from Jefferson County Fair Park and Festival activities any person (exhibitor, spectator, vendor, participant, student) who is in any manner disruptive or who exhibits inappropriate behavior that, in the opinion of Festival or Fair Park management, would disturb the public or cause interruption of shows, events, transactions, classes or any activity associated with the Festival. The Festival may delegate such authority to impose any such sanction to its designated security officers. Said sanction shall also include the right to temporarily or permanently ban participation/attendance at future events.
- No bikes, skateboards, roller blades, scooters, golf carts or motorized bikes are allowed on the Festival grounds during hours of operation for the event without express permission of Jefferson Fair Park or Festival management.
- No persons allowed on Festival grounds overnight without a camping permit or express permission of Festival management or Jefferson Fair Park.
- Sale or distribution of food or beverage items of any kind is strictly prohibited except by permit from Festival management and Jefferson County Fair Park.
- No photos or video taping of vendor displays or products without permission.

ALL VIOLATORS WILL BE IMMEDIATELY ESCORTED FROM FESTIVAL GROUNDS

PLEASE – LEAVE YOUR PETS AT HOME!

Statement of Non-Discrimination

The Wisconsin Sheep & Wool Festival, LLC and the Wisconsin Sheep Breeders Cooperative do not discriminate against anyone on the basis of race, creed, religious or sexual preference, or physical or other disabilities with regard to volunteers, participants or any person associated with or attending the Festival.

Statement of Liability

All activities of the Wisconsin Sheep & Wool Festival, LLC (Festival) taking place on the grounds of Jefferson County Fair Park shall be under the immediate control and direction of the Wisconsin Sheep Breeders Cooperative (Cooperative) or representatives thereof, or chairperson(s) and/or superintendent(s) for that event or activity, but the Festival, Wisconsin Sheep Breeders Cooperative and Jefferson County Fair Park shall not be, in any case, held responsible for any type of loss, injury, actions or damage that may occur or be experienced by exhibitors, vendors, customers, volunteers, students, onlookers, participants or attendees. The Wisconsin Sheep Breeders Cooperative and/or the Wisconsin Sheep & Wool Festival, LLC take no responsibility for any activity assuming, claiming or advertising an affiliation with the Cooperative and/or Festival which does not take place within the limits of Jefferson County Fair Park and within the posted daily schedule of the Festival.

Each exhibitor, vendor or persons displaying for educational, exhibition or instructional reasons any animal, item or product will be solely responsible for any consequential or other loss, injury or damage to, or occasioned by, or arising from any animal or article exhibited by any said person, and shall indemnify the Wisconsin Sheep & Wool Festival, LLC, the Wisconsin Sheep Breeders Cooperative and Jefferson County Fair Park against all legal or other proceedings in regard thereto, as well as damage or injury to any other person(s) or property caused by

the exhibitor, vendor, or person(s) displaying items for educational, exhibition or instructional reasons, or any of the animals exhibited by persons or arising out of, or in any way connected with such exhibition of any of the animals, products or items exhibited, displayed or offered for sale.

The care, feeding, safe handling and safety of all animals brought to the Wisconsin Sheep & Wool Festival shall be the sole responsibility of the person or persons exhibiting, displaying or managing such animals, including sheep for display, entered in competition, or for educational purposes; dogs entered in a stock dog trial or stock dog demonstration; or any animal as part of or incidental to a vendor display. Exhibitors and handlers must provide their own feed, bedding, and water for animals in their care. The Wisconsin Sheep & Wool Festival, LLC shall provide exhibitors, handlers and vendors with assigned space for their displays and exhibits subject to such rules and regulations as may be prescribed. By providing such space, the Festival shall not insure, nor be responsible for, the safety of such animals, or the person or persons tending them.

Accepted Entries

In all cases, the Wisconsin Sheep & Wool Festival, LLC reserves the right to reject, accept, or conditionally accept any entry and does not guarantee space in any show, trial or display barns to any entry, as it is intended that only such animals shall be entered and shown as have merit, will be a credit to both the exhibitor and Festival, and are judged not to pose any health risk to other livestock, their handlers and other exhibitors. In all matters related to acceptance of entries, decisions shall be at the discretion of the superintendent in charge of the respective activity, show or exhibition. Any exhibitor who knowingly makes a material misrepresentation may be barred from all future competitions at this event.

Lodging

MOTELS

Cambridge

Cambridge Country Motel 608 423-3246

Fort Atkinson

America's Best Value Inn. 866 511-6444
or 920 563-6444

Holiday Inn Express. 920 563-3600

Mile-Away Motel. 920 563-6326

The Villa Inn 920 568-4552

Jefferson

Hilltop Motel 920 674-4610

Rodeway Inn 920 674-4404

Johnson Creek

Comfort Suites 920 699-2800

Days Inn. 920 699-8000

Lake Mills

America's Best Value Inn. 920 648-3800

Aztalan Fields Guest House. 920 699-8449

Bartel's Beach Cottage. 920 648-8421

Setz Motel & Cottages. 920 648-5515

Watertown

Candle-Glo Motel 920 261-2281

Heritage Inn 920 261-5700

Holiday Inn Express. 920 262-1910

Nite-Cap Motel 920 261-2452

Super 8 Motel. 920 261-1188

Whitewater

Baymont Inn & Suites 262 472-9400

Super 8 262 472-0400

BED & BREAKFASTS

Cambridge

Cambridge House. 608 423-7008

Covington Manor. 608 417-9554

Lake Ripley Lodge. 1-877-210-6195

Oscar H. Hanson House. 608 423-4379

Victorian of Cambridge 847 269-6515

Fort Atkinson

Kosh's Lake View 920 563-7476

The Lamp Post Inn. 920 563-6561

Rock River Inn. 920 623-6987

Velveteen Rabbit Guest House. 920 568-9940

The White Pelican 920 568-8663

Palmyra

Kettle Moraine Country Inn. 262 337-2863

Lake Mills

Fargo Mansion 920 648-3654

Sweet Autumn Inn 920 648-8244

Watertown

Hamilton House 262 473-1900

Victoria on Main 262 473-8400

*For complete listings, including campgrounds,
go to www.enjoyjeffersoncounty.com*

The Wisconsin Sheep & Wool Festival does not endorse or make any recommendation as to any lodging or accommodation. The information listed is current as of the 2016 Official Guide to Jefferson County.

2018 Festival Dates: September 7-9

Jones Shearing

Experienced and dependable

Shearing sheep, goats,
alpacas, and llamas.

Covering Wisconsin, UP, Northern Illinois, and Eastern Iowa

jonesshearing@gmail.com

715-424-1023

www.facebook.com

search: jonesshearing



General Festival Information - Contact Us!

General & Early Bird Entry Deadline - August 15

Cancellations & Refunds

Wonders of Wool Classes – Registration fees refunded for cancelled classes only.

Sheep 101 – Beginning Shepherd Course – No refunds unless course is cancelled.

All Other Entry and Camping Fees, Gate Passes – No Refunds.

Payments

Master Card, VISA or Discover accepted. All other payments in U.S. funds only.

\$30 charge for each check returned for insufficient funds.

All checks should be made payable to Wisconsin Sheep & Wool Festival, LLC, unless otherwise noted.

Festival Location

The Wisconsin Sheep & Wool Festival is held at Jefferson County Fair Park, 503 N. Jackson Avenue, Jefferson, WI, 53549.

920 674-7148 or 920 674-7149, (8:00 am – 4:00 pm Monday – Friday)

or email: info@jeffersoncountyfairpark.com. Website: www.jeffersoncountyfair.com

To Contact the Festival Office

The office mailing address for the Wisconsin Sheep Breeders Cooperative
and Wisconsin Sheep & Wool Festival, LLC is

7811 N. Consolidated School Road, Edgerton, WI 53534.

Office phone: 608 868-2505 (eve after 5:00) Fax 608 868-6200, email wisbc@centurytel.net

Festival Website

www.wisconsinsheepandwoolfestival.com

Catalog & Website Advertising

For information and rates, contact Lynn Crooks 608 723-6817

alcrooks00@gmail.com

The Wisconsin Sheep & Wool Festival, LLC is a function of the Wisconsin Sheep Breeders Cooperative.

Cover Artwork

Betsy McClellan is a full-time artist living and working in coastal Maine. Originally from the Boston area, she received a BFA in Painting with a minor in Art History from Boston University. After moving to Maine in 2000, she had the great honor of being awarded a Monhegan Carina House Residency in the summer of 2001. She primarily works in oil and is drawn to Maine's landscape and quaint harbors. In addition to selling her work on Etsy, her current projects include digital illustrations and children's book illustrations.



WISCONSIN HANDWEAVERS INC.	
www.wihandweavers.org	
	10 a.m. monthly weaving programs
	2 nd Saturdays: Sept. through Dec. & Feb. through May
	Gaenslen School 1250 East Burleigh, Milwaukee, WI
2017 Annual Loominosity Show & Sale	
Mark your calendars for Nov. 2-4, 2017	
New Berlin Public Library 15105 Library Lane, New Berlin, WI	

Schedule of Events

(P) Pre-registration required for these classes and activities. Check Map for locations.

THURSDAY

NOTE: On Thursday the festival is open only to registered Wonders of Wool fiber arts students, vendors and sheep exhibitors.

8:00-3:00	Registration Open – Pick-up pre-paid Camping Permits	Lobby-Activity Center
8:00-4:00	Jefferson Fair Park Office Open Purchase Camping Permits	Activity Center
8:00-6:00	Vendor Setup	East & West Country Store Buildings/Activity Center
9:00-4:00	Wonders of Wool Fiber Arts Classes (P)	
4:00-10:00	MSSBA Sheep Check-in	Sheep Barn

REMINDER The Country Store is NOT OPEN on Thursday.

FRIDAY

Gates Open: 7:00 a.m. - Admission charged

7:00 a.m.	Stock Exchange Open	(See Map)
All Day	MSSBA Sheep Check-in	Sheep Barn
8:00-4:00	Jefferson Fair Park Office Open-Purchase Camping Permits	Activity Center
7:30	Registration Open – Pick up pre-paid Camping Permits	Lobby-Activity Center
8:00	Sheep 101-Beginning Shepherds' Clinic (P)	East Exhibit Building
	Crook & Whistle Stock Dog Trial Opens.....	West Field
	Silent Auction (Donations accepted until 9:00 a.m. Sat.)	Activity Center
9:00-4:00	Wonders of Wool Fiber Arts Classes (P)	
10:00	Photo Contest-Entries open for viewing	Activity Center
10:00-6:00	Country Store Open	
Noon-5:00	Open & Shetland Skein Contest Entry Check-in	Wonders of Wool Building 1
	Design Challenge Entry Check-in	Wonders of Wool Building 1
	NEW! Youth Design Challenge Check-in	Wonders of Wool Building 1
3:00-6:00	MSSBA Fleece Show Entry Check-in.....	West Exhibit Building
3:00-8:00	Open - Junior Fleece Show Check-in.....	West Exhibit Building
6:00-7:30	Open & Junior Sheep Check-in.....	Sale Arena

SATURDAY

Gates Open: 7:00 a.m.-Admission charged

Jefferson Fair Park Office CLOSED..... Go to Registration, Lobby - Activity Center

7:00 a.m.	Stock Exchange Open	(See Map)
7:00-8:00	MSSBA Fleece Show Entries Check-in	West Exhibit Building
7:00-9:00	Fleece Show-Open, Junior Entries-Check-in	West Exhibit Building
7:00-9:00	Open Sheep Show Check-in.....	Sale Arena
7:30	Crook & Whistle Stock Dog Trial	West Field
7:30	Registration Open Purchase Camping Permits	
	Pick up pre-paid Camping Permits	Lobby-Activity Center
8:00-10:00	MSSBA Sheep Entries Check-in.....	Sheep Barn
8:00	Shepherds' Workshops	East Exhibit Building
	Hall of Breeds.....	Indoor Arena
	Newborn Lambs!	Indoor Arena
	Photo Contest	Activity Center
8:00-9:00	Make It With Wool-Registration & Hospitality	Lobby-Activity Center
8:00-11:00 & 1:00-3:00	Skillathon	West Exhibit Building (south end)
8:45-4:15	Wooly U (P)	Wonders of Wool Building 1
8:00-5:00	Open & Shetland Skein Contest Entry Check-in	Wonders of Wool Building 1
	Design Challenge Entry Check-in	Wonders of Wool Building 1
	New! Youth Design Challenge Check-in	Wonders of Wool Building 1
8:00-5:00	Junior Sheep Show Check-in	Sale Arena
9:00-6:00	Country Store Open	
9:00	<i>Art Under Foot</i> Hooked Rug Exhibit Open	Activity Center
	<i>Wonderful Wisconsin Wool</i>	Activity Center
	Silent Auction-Deadline for donations!.....	Activity Center
	Shepherd's Workshops	East Exhibit Building
	<i>Judging-MSSBA Fleece Show</i>	West Exhibit Building
9:00-11:00	<i>Judging - Make It With Wool</i>	Activity Center

Schedule of Events

SATURDAY continued

9:00-Noon	Entry Check-in-Poster Contest.....	Activity Center
9:00-3:00	Silent Auction-Bidding.....	Activity Center
9:00-4:00	Wonders of Wool Fiber Arts Classes (P)	
9:30	<i>Judging</i> - Open & Junior Fleece Shows.....	West Exhibit Building
10:00	<i>Judging</i> - Open Sheep Shows-Meat & Wool Breeds.....	Sale Arena
10:00-4:00	Ma & Pa (History comes alive!) Indoor Arena	
10:00 & 1:00 & 3:00	Shearing Demonstrations	Indoor Arena
12:30	<i>Judging</i> - Midwest Shetland Sheep Breeders Show.....	Sheep Barn
Noon	WSBC Scholarship Winners Announced	Activity Center
Noon	Consignments Close-Used Equipment Auction	Warm-up Arena
Noon	Donations Close-Shepherd's Auction.....	Warm-up Arena
2:00	<i>New!</i> Shepherd's & Used Equipment Auction	Warm-up Arena
	Make It With Wool - Awards & Best of Wisconsin Style Show.....	Activity Center
	<i>New!</i> Drawing for the MIWW Quilt Raffle.....	Activity Center
2:00-4:00	MSSBA Fleece Show Silent Auction	West Exhibit Building
4:30	Walk & Knit Relay Challenge.....	Walk & Knit Way (See Map)
5:00	Results Posted-Poster Contest.....	Activity Center
5:30-7:30	<i>NEW! Lamb Dinner-Reservations Required</i>	Activity Center
6:00-7:00	Silent Auction of Open-Junior Fleeces	West Exhibit Building
6:00	Lead Line & Costume Class Competition	Sale Arena

SUNDAY

Gates Open 7:00 a.m.-Admission charged

	Jefferson Fair Park Office CLOSED.....	Go to Registration, Lobby - Activity Center
7:00 a.m.	Stock Exchange Open	(See Map)
7:30	Crook & Whistle Stock Dog Trial.....	West Field
7:30	Registration Open - Purchase Camping Permits	
	Pick up pre-paid Camping Permits	Lobby-Activity Center
7:45	Youth Judging Contest	Beef Barn
8:00-3:00	Photo Contest	Activity Center
8:00-9:00	Check-in - Junior Sheep Show	Sale Arena
8:00-9:00	Weigh-in, Market Lambs.....	Sheep Barn
8:00-9:00	Weigh-in. Carcass Competition-Pens of 3	Indoor Arena
8:00-Noon	Skillathon	West Exhibit Building (<i>south end</i>)
8:00-3:30	Hall of Breeds.....	Indoor Arena
	Newborn Lambs!	Indoor Arena
8:30-3:00	Fleece Sale - Private Treaty Open, Junior Fleeces	West Exhibit Building
8:30-3:30	Wonders of Wool Fiber Arts Classes (P)	
9:00	<i>Judging</i> - Carcass Competition-Pen of Three	Indoor Arena
9:00	Shepherds Workshops	East Exhibit Building
9:00-2:00	MSSBA Fleece Show Private Treaty Sale.....	West Exhibit Building
9:00-3:30	<i>Art Under Foot</i> Hooked Rug Exhibit	Activity Center
	<i>Wonderful Wisconsin Wool</i>	Activity Center
9:00	Shepherds' Workshops (see schedule)	East Exhibit Building
	<i>Judging</i> - Open & MSSBA Skein Competition	
	<i>Judging</i> - Design Challenge	Wonders of Wool Building 1
9:30	<i>Judging</i> - Junior Youth Sweepstakes Showmanship	
	<i>Junior Breeding Sheep Show to follow</i>	Sale Arena
9:30-3:30	<i>Country Store Open</i>	
10:30	<i>Judging</i> - Market Lamb Showmanship - <i>Show to follow</i>	Sheep Barn
10:00-3:00	Fiber Arts Demonstrations	Wonders of Wool Building 1
10:00-3:00	Ma & Pa <i>History comes alive!</i>	Indoor Arena
11:00 & 1:00	Shearing Demonstrations	Indoor Arena
Noon	Farm to Table - <i>Cooking With the Chefs!</i>	Activity Center
3:30	Festival Closes - <i>Thanks for coming and have a safe trip home!</i>	

Mark your calendars for 2018 – September 7-9

Camping Permits

TO PURCHASE A CAMPING PERMIT*

Weekdays - By Phone

Call the Jefferson County Fair Park office, 8:00 am – 4:00 pm
920.674.7148

Weekdays - In Person

Visit the Jefferson County Fair Park office in the Activity Center,
8:00 am – 4:00 pm

Saturday & Sunday during the Festival

Go to Registration in the lobby of the Activity Center.

***NOTE: Camping permits purchased after August 31
will be an additional \$10 per night**

TO PICK UP PRE-PAID CAMPING PERMITS

Thursday 10:00 am – 3:00 pm at Registration

Friday-Sunday 7:00 am – 3:00 pm at Registration

CAMPING PERMITS REQUIRED!

**CAMPING PERMITS
DO NOT
INCLUDE ADMISSION
TO FESTIVAL**



PERMITS – PRE-PAID BY AUGUST 31

No services – campsite only — \$23 per night, per campsite

With Electric hookup — \$35 per night, per campsite

Full Service — Electric, water, sewer hookup
\$45 per night, per campsite

PERMITS – PURCHASED AFTER AUGUST 31

Additional \$10 per night

Restrooms & Showers

- The Fair Park grounds offers modern & clean restrooms and shower facilities. Five buildings on site with restrooms and 2 that include showers.

RV - Electrical & Water Hook-up Sites

- 199 sites on 90+ acres
- Electricity: 20, 30, & 50 amp
- Dump Station on site
- Water Hook-ups
- 50+ Pull Through Access - Buses & RVs
- 100+ Back-in Access - Buses & RVs
- Short & Long term rates available
- Wi-Fi available for minimal fee
- Credit Cards accepted

iasheepandwoolfestival@gmail.com

June 16 –17

2018



14th annual IOWA SHEEP & WOOL FESTIVAL

Guest instructor and speaker,

Deb Robson

Hansen Ag Learning Center
2508 Mortensen Road
Ames, Iowa

Fiber technique classes
Vendors from Iowa and neighboring states
Special wool creation classes for children
Midwest Sheep Production Workshop
History of Iowa and Wool Exhibit
Competitions and Contests

save the date for 2018

Vendor Listing

All American Fibers, LLC **781-782 W**
 Alpaca Tundra Store (Silver Creek Farm) **736-737 W**
 Argyle Fiber Mill **794 W**
 Artfully Wrapped **610 E**
 Baabaashop, LLC **756-757 W**
 Babe's Fiber Garden **635 E**
 Bahr Creek Llamas & Fiber Studio **611-612 E**
 Barakel Farm **742 W**
 Barb Lassa Photography **787 W**
 Barnhart Studios - Mother of Purl **671 E**
 Basket Artistry by Susan Preuss **663-664 E**
 The Basket Lady **705-706 W**
 Best Bags Ever **789 W**
 Bijou Basin Ranch **616-617 E**
 Bittersweet Baskets & Homestead Handles **661-662 E**
 Blackberry Ridge Woolen Mill **601-602 E**
 Bleating Heart Haven **607-608 E**
 Brew City Yarns **771 W**
 Briar Rose Fibers **633-634 E**
 Bricolage Studios - Pumpkinhaus **615 E**
 Bumblebee Acres Farm **687 E**
 B'Unique Jewelry & Crafts **733 W**
 Celestial Designs Fiber Arts **721-722 W**
 Circle Studio & Mariposa Designs **618-619 E**
 C J Koho Designs **625 E**
 Clemes & Clemes **AC**
 Corner Post Farm **717-718 W**
 Croftland Farm LLC **729 W**
 The Dancing Goats **762 W**
 Deb Bender **793 W**
 Designs by Ingrid the Crafty **743 W**
 Enchanted Meadows **639-640 E**
 Ewesful Gifts **709-712 W**
 Ewetopia Fiber Shop **672-673 E**
 Fairymelt by Siso **641 E**
 Fairy Yarnmother **631 E**
 farmgirl fiber (English Gardens) **622-623 E**
 The Felted Soap Lady **763 W**
 Fevolden Farm **676 E**
 Fiber Optic Yarns **654-655 E**
 Frene Creek Farm **790-791 W**

Gale's Art **723-724 W**
 Green Mountain Spinnery **739-740 W**
 Handspun by Stefania **691-692 E**
 Hearthside Fibers **605-606 E**
 Heaven Sent Home Spun **758-759 W**
 Hello Purl, LLC **613-614 E**
 Hidden Valley Farm & Woolen Mill **649-650 E**
 Hooked On Ewe **754-755 W**
 Horizon Rabbitry **674-675 E**
 Illinois Green Pastures Fiber Co-op **785-786 W**
 Illinois Wool & Fiber Mill
 (Complete Sheep Shoppe) **778-779 W**
 Indian Lake Artisans **792 W**
 Interlacements Yarns **773-774 W**
 In the Wool, LLC **646-647 E**
 Jan The Village Weaver **688 E**
 Jaroslava Sobiskova & Joan Grosse **665 E**
 J & L Farm **783-784 W**
 Jehovah Jireh Wool Mill **744-745 W**
 Jennie the Potter **689-690 E**
 Ketcham's Sheep Equipment **Outside**
 Kimmert Croft Fiber **603-604 E**
 knitbaahpurl, LLC **643-644 E**
 Knitcircus Studio & Store **624 E**
 Knitter's Journey, LLC **728 W**
 Knitting Notions **629-630 E**
 Lilac Ridge Farm **730 W**
 LondonDairy Alpacas **660 E**
 Looking Glass Sheep & Wool **732 W**
 Loop Fiber Studio **716 W**
 Maple Row Stock & Wool **693-694 E**
 Maple Hill Farm **776 W**
 Mielke's Fiber Arts, LLC **636-637 E**
 ModeKnit Yarn LLC **780 W**
 Mohair in Motion **760-761 W**
 Moonwise Herbs **632 E**
 Nasco **AC**
 Nordic Bohemian **725 W**
 Ogle Design **651-653 E**
 Psalm 23 Farm & Sheeps and Me **670 E**
 Profiles Livetsock Show Supply & Embroidery
Outside
 Purdy Thangz **772 W**

Purl 2 Girls - Blind Faith Farm, LLC **768 W**
 Rach-Al-Paca Fiber Processing **769-770 W**
 Rainbow Fleece Farm & Carding Company
683-684 E
 Resheeped 4 Ewe **738 W**
 Rich-Nes Alpacas **677 E**
 River's Edge Fiber Arts **701-702 W**
 River Winds Farm **658-659 E**
 Round Barn Fiber Mill **753 W**
 Saga Hill Design **642 E**
 Sandy's Palette, LLC **703-704 W**
 The Scarf Connection **668-669 E**
 Shady Havens Fiber Designs **746-747 W**
 Sheepish Creations **627-628 E**
 Skoog's Sheep & Cattle Co, LLC **734 W**
 Sophie's Toes Sock Yarn **788 W**
 Spry Whimsy Fiber Arts **713-714 W**
 Sun Valley Fibers **764-765 W**
 Suri Park Alpacas **741 W**
 Susan's Fiber Shop **748-752 W**
 Sutters Gold'n Fleece **766 W**
 Sydell, Inc. **Outside**
 Thistle Ridge, LLC **638 E**
 Thorntree Pass **775 W**
 3 Rivers March Hare **645 E**
 Townsend's Sales **Outside**
 Trading Post for Fiber Arts **666-667 E**
 Tuscany Lampwork Art **686 E**
 Two Black Sheep **767 W**
 Weaver's Loft **726-727 W**
 Whataview Weaver **777 W**
 Whirlwind Ranch, Inc. **620-621 E**
 Whispering Pines Shetland Sheep **735 W**
 Wisconsin Wool Works! **707-708 W**
 Wisconsin Sheep Dairy Co-op **715 W**
 The Wool & Cotton Company **609 E**
 Wool From Over the Hill **685 E**
 The Woolgatherers Ltd, LLC **656-657 E**
 Wool, Warp & Wheel **678-682 E**
 Yarn Hollow **626 E**
 Yesterday's Crafts **648 E**
 Yorkshire Rose Farm **719-720 W**

sheep!

Magazine

The Voice of the Independent Flockmaster



Whether you spend all your waking hours with your flock, or just a few minutes before or after your “day” job, saving time and labor is important—to increase profits, or just to make your work easier and more pleasant. Keeping *sheep!* coming to your mailbox every other month will help. **Be sure you don’t miss an issue, renew or start your subscription today!**

- Sheep Husbandry Skills—From “Conception to Consumption”
- Traditional and Modern Treatments for Sheep Ailments
- Meat, Wool and Live Animal Pricing Reports
- Shepherd’s Almanac & Calendar Information
- Meat and Wool Handling and Selling Secrets
- U.S. and Foreign News and Information
- The Latest Sheep Research
- Make-It-Yourself Equipment Plans
- Pasture and Dry Lot Know-How
- Parasite/Predator Control
- And Much, Much More!

Renew or start your subscription here!

☐ Enclosed is \$24.99* for 1 year (six issues) of *sheep!*

☐ I want an even better deal. Sign me up for 2 years for only \$39*!

Name: _____

Address: _____

City, State, Zip: _____

Phone #: _____

E-Mail: _____

*Canada and international orders add \$6 shipping charge per year to subscription rate.

☐ Check or MO enclosed

☐ Please charge my credit card:

Credit Card #: _____

Exp.: _____ 3 Digit CVV#: _____

Mail to: **sheep! Magazine**

580 Mallory Way, Carson City, NV 89701

970-392-4419 • www.CountrysideNetwork.com

Adventures With “Ma & Pa”

History for all ages...

Indoor Arena

SATURDAY – 10:00 to 4:00 • SUNDAY – 10:00 to 3:00

Tom Kleist and Sandy Fisher mix humor and history in the programs they take to schools, community groups and service organizations. They call their presentation “Adventures with Ma and Pa” and they bring history alive in classrooms, churches and farm sheds across southeast Wisconsin as they teach about everyday life in the 1800’s and early 1900’s. Fisher says that she and Kleist represent a generation that still has a connection to life before modems; remembering outhouses, pitchforks and hand pumps – the things of early-day life that bear little resemblance to modern households or farms today.

Kleist is a former elementary school teacher and auctioneer, who also raises a few goats on his farm near Elkhorn. Fisher, who lives in Waukesha, was an accredited education coordinator and worked at Old World Wisconsin before retirement. Both found their niche in “Ma & Pa” and have visited up to thirty schools a year with their blend of history and humor. In addition, they mix their comedy with historical props – tools and implements from another era – often asking their audiences to guess what the uses of each might have been. Both Fisher and Kleist are intent on sharing their stories and historical perspective with audiences young and old. “If we don’t share it, it’s going to be lost...” Contact Fisher at goatfisher@sbcglobal.net or Kleist at kleist@elknet.net.



Tenth Annual Badger Production Sale

FEATURING THE UW-MADISON SHEEP PROGRAM

Saturday, September 23, 2017

**Public Events Facility, Arlington Ag
Research Station, Arlington, WI**

Viewing Begins - 10:00 a.m.
Educational Session - 11:00 a.m.
Complimentary Lunch - Noon
Sale - 1:00 p.m.

Striving to produce high quality, sound, and high performing sheep that will work for you! Flocks enrolled in the National Sheep Improvement Program.

Featured Breeds:

Hampshire, Polypay, Rambouillet, Targhee

Selling approx. 60-70 Ewe Lambs & 8-10 Rams

NSIP performance data will be available on all sale animals

Sale organized by UW-Madison Animal Sciences students

Questions? Like to be added to our mailing list? Contact:

Todd Taylor toddtaylor@wiscmail.edu 608-846-5858



U of WI 10-190 RR
Still a top producer in the
Polypay breed!!



HSF 345 RR Miller O-0171 QR
132.7 Carcase+: 131.8
Featured Hamp Rams!!! Two of the top
sires in the breed, daughters will sell.

www.badgerproductionsale.com

Like us on Facebook:
UW-Madison Sheep Program

Wonders of Wool

How To Register

Register by August 15 to receive a Gate Pass!

REGISTER ONLINE at www.wisconsinssheepandwoolfestival.com

REGISTRATIONS REMAIN OPEN UNTIL EACH CLASS IS FILLED OR CANCELLED

HOW TO REGISTER

1. On the homepage, click on **CLASSES**
2. Then click on **WONDERS OF WOOL**
3. From the class schedule, select and click on a **CLASS**
4. The class description will appear. If you want to register for that class, click on **REGISTER HERE**. (All registrations/payments are handled by ShoWorks.)
5. Once at ShoWorks, you will need to **CREATE AN ACCOUNT** (user name and password).
6. **ORDER** - Once you have an entry in your shopping cart, you can save your progress and return at a later time. Returning users can sign in with user name and password. **NOTE - You cannot sign up twice for the same class!**
7. **PAYMENT** - No saved registrations can be guaranteed unless payment is made. Payment must be made by credit card at the end of the registration process through our secure online system.
8. When you are finished registering, you'll receive an email confirmation. However, it is suggested that you **PRINT YOUR ORDER** in case your email confirmation does not go through.
9. **DOUBLE BOOKING** - Please be careful not to register for overlapping classes. Pay close attention to dates and times of classes.

HELP

If you need assistance or are having difficulty registering, please email the Festival Office anytime at wisbc@centurytel.net or call the Festival Office weekdays after 5:00 p.m. at 608 868-2505.

PRINT YOUR ORDER

Print and **SAVE** your completed order when you are done registering, even though you will be sent a confirmation email. You will not receive further correspondence showing the classes and class numbers for which you are registered.

PERSONS REGISTERING BY AUGUST 15 WILL RECEIVE A GATE PASS

Persons registering and confirmed for classes by August 15 (online registration date) will receive a gate pass which will be mailed to them *after* August 15. Students who have received a student packet are **NOT** required to check in at Registration prior to

their class(s). Minors may not register for Wonders of Wool fiber arts classes without the express consent of Festival management. Unregistered persons or onlookers will not be allowed in any class.

REGISTERING AFTER AUGUST 15

You may still register online for classes after August 15 but you will not receive a gate pass. Class openings will continue to be available until a class is filled.

LAST MINUTE REGISTRATIONS - AT THE FESTIVAL

Go to Registration to check for openings.

REGISTRATION DESK:

LOCATED IN ACTIVITY CENTER

The registration and information center of the Festival is located in the lobby of the Activity Center. Any questions about class registrations, last minute class openings, fees, and camping should be directed to Registration.

MATERIALS FEES

Materials fees for all classes are in addition to registration fees and are to be paid directly to the instructor.

REFUNDS

No refunds of class fees unless a class is canceled.

STUDENT PACKET & GATE PASS

MAILED AFTER AUGUST 15

Registrations for Wonders of Wool classes received by August 15 will be mailed a gate pass, class location information and a map of the fairgrounds. After August 15 student packets will be mailed First Class to the name/address on the online registration form. The Wisconsin Sheep & Wool Festival will not be responsible for misdirected mail/email due to incorrect addresses. Students will be contacted by phone or email only if a class is filled or canceled.

CLOSED CLASSES

Do not contact a class instructor to request getting into a closed class. To get on a waiting list, email wisbc@centurytel.net

LIMITED ENROLLMENT - CANCELLATIONS

Each class has a maximum enrollment listed. Classes that do not meet a minimum number of registrations by August 15 are subject to cancellation. Classes may be subject to change or cancellation due to circumstances beyond the control of the Wisconsin Sheep & Wool Festival, LLC. Registrations are accepted on a first-come basis and by date of online receipt.

ADMISSION –

DON'T FORGET YOUR GATE PASS!

Admission will be charged at the gate on **Friday, Saturday and Sunday**. Parking is free.

Forget your gate pass and you will be required to pay admission – no exceptions!

Admission will not be charged on Thursday.

NO PETS!

Dogs or pets of any kind will not be allowed in any class area unless they are a certified service dog or service dog in training.

CAMPING

No person may remain on the grounds of Jefferson County Fair Park overnight without a camping permit. Permits may be obtained directly from the Fair Park office during weekday business hours. Call 920-674-7148 for further information. Camping permits will also be available at Registration on Saturday during Festival hours.

REGISTER BY AUGUST 15

TO RECEIVE A COMPLIMENTARY GATE PASS!



PROFILES SHOW SUPPLY

Show Day & Prep Supplies

Clipper Repair & Blade Sharpening

Livestock Show Equipment

Apparel & Award Embroidery

Vinyl Awards & Custom Vinyl Cutting

715-590-4660 • profshowsupply@aol.com

www.profilesshowsupply.com

Wonders of Wool Fiber Arts Classes

Class Schedule & Instructors - Register by August 15 to receive a Gate Pass!

200 Series - Thursday • 300 Series - Friday • 400 Series - Saturday • 500 Series - Sunday

Two-Day Classes = 12 hours • Full-Day Classes = 6 hours • Half-Day Classes = 3 hours

Note that start times may vary.

THURSDAY All-Day or Two-Day Classes 9:00 a.m. – 4:00 p.m.

201	BREED SAMPLES IN FELT	Heidi Bukoski
202	EXPLORING THE DRUM CARDER	Henry & Roy Clemes
203	MY LITTLE HEN BASKET	Bev Larson
204	YARNITECTURE : BUILDING EXACTLY THE YARN YOU WANT	Jillian Moreno
205	SPIN & CREATE: HANDSPUN WIRECORE JEWELRY	Emily Wohlscheid
206	BEGINNING SPINNING (Repeated as Classes 306, 406, 506)	Deb Jones
207	THE SHEPHERD'S RUG (Two-Day Class)	Letty Klein
208	BEGINNING WEAVING ON A 4-SHAFT LOOM (Two-Day Class)	Nancy Frantz

FRIDAY All-Day Classes 9:00 a.m. – 4:00 p.m.

301	DRUM CARDING FINE FIBERS	Henry & Roy Clemes
302	ESTONIAN MITTENS FROM THE ISLAND OF KIHNU	Mary Germain
303	RUG HOOKING	Linda Harwood
304	NATURAL DYES: ADDING IRON - HOW SAD CAN BE HAPPY!	Stefania Isaacson
305	GRADIENT YARNS: A SPINNER'S STUDY IN SHIFTING SHADES	Kate Larson
306	BEGINNING SPINNING (Repeated as Classes 406, 506)	Deb Jones
307	WEAVING ON A BEAD WEAVING LOOM	Mary Scott Serendipity Farm's Studio
308	WOOLEN-WORSTED CONTINUUM.....	Amy Tyler

FRIDAY Morning Classes 9:00 a.m. – Noon

320	PLYING FOR TEXTURE: BUMPS	Melissa G. Borhtz
321	FINGERLESS GAUNTLETS	Kelly Brandt
322	GLORIOUS GOSSAMER SCARF	Heidi Bukoski
323	SILK REELING BASICS	Esther Peregrine
324	THE OTHER COLORWORK - MOSAIC KNITTING	Nancy Shroyer
325	TWEED: BLEND & SPIN	Emily Wohlscheid
326	SPIN WITH SOME BUNNY	Nancy Barnett

FRIDAY Afternoon Classes 1:00 – 4:00 p.m.

340	FANCY FASCINATORS	Kelly Brandt
341	VIKING KNIT BRACELET	Heidi Bukoski
342	BROOM MAKING PRIMER.....	Bev Larson
343	TWIST & PLY: THE DIFFERENCE PLY & TWIST DIRECTION MAKE TO YOUR KNITTING	Jillian Moreno
344	MAKING MAWATAS (HANKIES AND CAPS) FROM SILK COCOONS	Esther Peregrine
345	FAIR ISLE KNITTING 101.....	Nancy Shroyer
346	SAORI WEAVING--DISCOVER YOURSELF! (Repeated as Class 420).....	Chiaki O'Brien

SATURDAY All Day Classes 9:00 a.m. – 4:00 p.m.

401	THE FASHIONABLE SELF BEADING CLUTCH	Kelly Brandt
402	BEGINNING CHAIR CANING	Mary Jo Harris
403	HOW TO SELECT COLOR PALETTES	Nancy Shroyer
404	BLENDING BOARD: BASIC AND MORE.....	Amy Tyler
405	BAND WEAVING PICK UP WITH DOUBLE SLOT REED.....	Rosie Dupuy
406	BEGINNING SPINNING (Repeated as Class 506)	Deb Jones
407	DYEING WITH MUSHROOMS (Two-Day Class)	Mary Scott Serendipity Farm's Studio

SATURDAY Morning Classes 9:00 a.m. – Noon

420	SAORI WEAVING - DISCOVER YOURSELF!	Chiaki O'Brien
421	BEGINNING FELTING	Rosie Dittmann
422	NEEDLE FELTING: PETUNIA PIG	Danita Doerre
423	CONTINUOUS STRAND WEAVING	Jane Grogan
424	SPINNING A SOUND SINGLES YARN	Kate Larson
425	CELTIC CABLES	Melissa Leapman
426	LATVIAN SCALLOP AND BRAID	Mary Germain
427	BLENDING FIBERS WITH A HACKLE	Diana Armes Wallace
428	CHEAPER BY THE DOZEN: TWELVE WAYS TO SPIN VARIEGATED TOP.	Jillian Moreno
429	SPINDLES OF THE WORLD	Robin Goatey

SATURDAY Afternoon Classes 1:00 – 4:00 p.m.

440	COVERED IN CLAY	Lynne Bergschultz
441	NUNO SCARF WITH INK	Rosie Dittmann
442	"I FELT LIKE LEAFING" CONVERTIBLE NECKLACE	Janet Falk & Kat Feldman
443	THE NEXT STEP: PLYING WITH A SUPPORT SPINDLE	Teresa Goatey
444	PIN LOOM WEAVING	Jane Grogan
445	TAKING THE GHASTLY OUT OF GAUGE	Kathy Krause
446	ALL ABOUT LOCKS!	Kate Larson
447	CRAZY COOL CABLES	Melissa Leapman
448	FRACTAL FROLIC: EXPLORING FRACTAL SPINNING	Jillian Moreno

SUNDAY All-Day Classes 8:30 a.m. – 3:30 p.m.

501	BLENDING BOARD: BASIC AND MORE	Amy Tyler
502	STITCHING AND DYEING THE SHIBORI WAY	Heidi Bukoski
503	SPINNERS DREAM	Bev Larson
504	PA GERMAN/SCANDINAVIAN BAND WEAVING, PLAIN AND PICK UP	Nancy Shroyer
505	COBWEB FELT FLOOR LAMP.	Becky Utecht
506	BEGINNING SPINNING	Deb Jones
507	24 COLORS FROM ONE COCHINEAL DYE POT.	Diane Armes Wallace

SUNDAY Morning Classes 8:30 – 11:30 a.m.

521	EXPLORING MOKUME GANE	Lynne Bergschultz
522	NEEDLE FELTED MONARCH CATERPILLAR PENDANT.	Janet Falk
523	CARVING A LEAF PIN	Ronald Feld
524	SPINNING BULKY YARN	Stefania Isaacson
525	VINTAGE WOOL APPLIQUÉ BOXES	Kathy Krause
526	STASHBUSTER MAGIC	Melissa Leapman
527	THIN POLE-WRAPPED CORAL REEF SHIBORI WITH BENGALA DYE.	Chiaki O'Brien

SUNDAY 10:00 -11:00 Free Class

<i>Accentuate the Positive: How to Educate Your Buyers & Market Your Fleeces</i>	Holin Kennen
--	--------------

SUNDAY Afternoon Classes 12:30 – 3:30 p.m.

540	COIL BASKET	Jill Colbert
541	THE PERFECT LITTLE FELTED BAG	Janet Falk
542	STRAPPING WOOL CUFF.	Jill Johnson
543	HA! FOOLED YOU!	Melissa Leapman
544	EXPLORE YOUR CREATIVITIES AND HAVE FUN WITH BENGALA MID DYE!	Chiaki O'Brien

2017 Wonders Of Wool Fiber Arts Classes

**THURSDAY CLASSES – ALL DAY UNLESS
OTHERWISE NOTED
9:00 a.m. - 4:00 p.m.**

201 - BREED SAMPLES IN FELT

Heidi Bukoski – Instructor

6 HOURS



Ever wondered how the fleece of all those breeds of sheep differs? What is your best choice for soft garments; for sturdy vessels; for long-wearing rugs? What is meant by spongy wool? Participants

will make consistent, useful samples of a dozen breeds of sheep, ranging from fine to coarse fiber and from widely available to relatively rare (but still easily obtainable). This class is perfect for both the beginner - who will learn to make good felt - or an advanced felter who wants to experiment and learn about different breeds. Spinners and knitters or any fiber artist will also find these samples useful. (Breeds may differ from those pictured.) \$25 materials fee covers a dozen different breeds of wool, and all supplies for wet felting plus labeling and mounting supplies.

Students should bring: An old bath towel.

Experience level recommended for this class: Beginner to advanced.

CLASS TIME 6 HOURS
CLASS FEE \$95
MATERIALS FEE \$25 – payable to Instructor at class.
CLASS SIZE Limited to 15 students.

202 - EXPLORING THE DRUM CARDER

Henry & Roy Clemes – Instructors

6 HOURS



Drum carders are a mystery to the average fiber artist: fiber is fed into the carder, ends up on the big drum, and something magical happens in between. In our 'Exploring the Drum Carder' class, students

begin the day by learning the history of drum carding, how they work, and why they function the way they do. The fun goes hands on for the rest of the day as we delve into the differences of woolen and worsted carding, explore the many tools that make drum carding more efficient, and crank out six different batts. The first batt will be hand cranked before switching over to Electric Drive for the duration of class. All materials and equipment will be provided by the instructors. \$30 materials fee covers all fiber carded during class.

Students should bring: An attitude for learning.

Experience level recommended for this class: None

CLASS TIME 6 HOURS
CLASS FEE \$95
MATERIALS FEE \$30 – Payable to Instructors at class.
CLASS SIZE Limited to 16 students.

203 - MY LITTLE HEN BASKET

Bev Larson – Instructor

6 HOURS



While the original use of this basket was to carry broody hens from farm to farm, today it makes a great basket for carrying your latest projects from home to work or room to room. \$25 materials fee covers everything needed to complete this basket.

Students should bring: Nothing - Instructor will provide everything needed to complete the basket.

Experience level recommended for this class: All levels.

CLASS TIME 6 HOURS
CLASS FEE \$95
MATERIALS FEE \$25 – Payable to Instructor at class.
CLASS SIZE Limited to 10 students.

204 - YARNITECTURE:

BUILDING EXACTLY THE YARN YOU WANT

Jillian Moreno – Instructor

6 HOURS



Is the yarn in your head the yarn in your hand? Do you always spin the same yarn? Do you have a dream yarn you just can't make happen? Are you unhappy with what happens to the colors when you spin a variegated top or roving? Do you love your handspun yarn, but don't like how it looks knitted? In this class, we'll focus on making yarn that inspires you from commercially dyed roving and top -- yarn you'll love to knit with. Together we'll build your yarn from fiber braid up to a knitted swatch. We'll start by talking about the blueprint for a yarn, the yarn vision. We'll break yarn down into all of its parts. We'll build your yarn's foundations by exploring fiber breeds and preparations. The walls -- they're the different drafting and plying methods we'll work with. Finally, the roof goes on as we manipulate variegated top and roving to get the colors you've chosen just the way you want them. All along the way you'll get tips to keeping your yarn's end use or yarn vision in mind and your yarn consistent. This class will give you confidence to build the yarns you want to knit with! \$35 materials fee covers a selection of different fibers and

2017 Wonders Of Wool Fiber Arts Classes

preps, many dyed by independent dyers. Students get enough fiber to use in class and to practice class skills at home.

Students should bring: A spinning wheel in good working order, at least 3 bobbins, tags to mark samples, a lazy kate, niddy noddly and paper and pen to take notes.

Experience level recommended for this class: Advance beginner and up.

CLASS TIME 6 HOURS

CLASS FEE \$95

MATERIALS FEE \$35 – Payable to Instructor at class.

CLASS SIZE Limited to 18 students.

205 - SPIN & CREATE:

HANDSPUN WIRECORE JEWELRY

Emily Wohlscheid - Instructor

6 HOURS



Forget setting your yarn, let's create yarn that can go from wheel to project instantly! In the morning students will learn how to create flexible yarn using a fine wire core with valuable tips and tricks for success in this often intimidating technique. Plying with wire and added textures will also be covered. The afternoon

will be spent creating wrapped cuff bracelets, i-cord focals, and miniature spool pendants to wear your yarn love with pride! \$20 covers 1 oz of blended fiber, 1 oz mix of dyed fleece & locks, lurex and other texture/effect thread/fibers, spool of wire, tension band for wire, and all jewelry components.

Students should bring: A spinning wheel or espinner in good working order (this technique is not possible with spindles!) Size 6 knitting needles (any type).

Experience level recommended for this class: Advanced Beginner. Must be able to spin comfortably on their wheel.

CLASS TIME 6 HOURS

CLASS FEE \$95

MATERIALS FEE \$20 – Payable to Instructor at class.

CLASS SIZE Limited to 12 students.

206 – BEGINNING SPINNING

Deb Jones – Instructor

6 HOURS

Repeated at Class 306, 406, 506



Learn to turn wool into your own unique yarns! You'll try many different spinning wheels during the class, learn the basic skills to spin a single yarn, and create a two-ply finished

skein. No previous spinning experience required. This all-day workshop is designed for the person who has never tried spinning before! Spinning wheels will be provided. \$20 materials fee covers a generous supply of spinning fiber and spinning wheel rental. (Fee is \$10 for those who bring their own wheel. Wheels brought to class must be in excellent operating condition and completely assembled; no antique wheels.)

Students should bring: Students may bring their own spinning wheel if in excellent working condition and completely assembled; no antique wheels.

Experience level recommended for this class: Beginner.

CLASS TIME 6 HOURS

CLASS FEE \$95

MATERIALS FEE \$20 – Payable to Instructor at class (\$10 for those bringing own wheel.)

CLASS SIZE Limited to 10 students.

207 – THE SHEPHERD'S RUG

Letty Klein – Instructor

12 HOURS

This is a 2-day class – Thursday & Friday



This two-day workshop is for the person who wants to jump right in and make a terrific looking braided rug from start to finish. So if you are a fiber artist with a closet full of fiber or a shepherd wishing to make something unique from your wool sheep, you will enjoy this class. Using easy techniques and simple equipment, students will learn how to correctly braid the roving, felt the braids, and sew the braids into a beautiful, functional heirloom rug to be enjoyed now and to pass on to another generation. Day-one will be spent selecting and preparing the roving, talking about color/design options, then braiding enough roving for a small rug. Instructor will felt the braids that evening at a Laundromat and bring the felted braids back to class on the next day. Day-two will be spent learning the easy sewing techniques necessary to complete the project. Spiral or butted, oval or round, you will learn how easy it is to design and construct braided rugs that will make you proud. The instructor will have a color assortment of roving available for purchase at a reasonable price. Copies of the book "The Shepherd's Rug" and additional spools of waxed linen thread will also be available. \$25 materials fee covers an equipment kit that contains everything needed (except for wool roving) to complete the project including a spool of waxed linen thread.

Students should bring: Students should bring enthusiasm, knowing that they will finally be able to empty that closet

2017 Wonders Of Wool Fiber Arts Classes

of all that unused fiber. This is a good way to use up that roving you don't know what to do with, you can always supplement with roving purchased from the instructor. You will need about 3-4 pounds for a 2'x3' rug in 3 or more shades or colors, long/coarse fibers are preferred, but any type can be used as long as it is not short stapled. Alpaca, llama, and mohair blends will work too, but are best if blended with about 20% wool. Roving "Top" can be used but may be difficult to felt solidly. Surprisingly, sticky roving or roving starting to cot works well too.

Experience level recommended for this class: Beginner.

CLASS TIME 12 HOURS (6 hours each day – Thursday & Friday)
CLASS FEE \$190
MATERIALS FEE \$25 – Payable to Instructor at class.
CLASS SIZE Limited to 15 students.

208 - BEGINNING WEAVING ON A 4-SHAFT LOOM

Nancy Frantz – Instructor

12 HOURS

This is a 2-day class – Thursday & Friday



In this two-day class experience the fun of weaving on a 4-shaft loom. You will learn how to plan a project, prepare a warp, dress it onto a loom and weave. We will discuss the loom, learn how to read a pattern draft as well as learn about some basic weave structures and finishing techniques. There will be many completed samples and projects for your inspiration. You will leave this class with your woven project (set of coasters or narrow table runner) and the knowledge to continue weaving on your own in this crash course on 4-shaft weaving! The instructor will contact you prior to class to find out what kind of loom you will be bringing or if you need one to use for class. She will also make sure you have the necessary weaving equipment (shuttles, warping board, etc) and answer any other questions about the class. This class is designed for the absolute beginner or can be used as a refresher course. Materials fee of \$15 covers the use of weaving equipment (and loom if you need one), handouts & warp and weft, threads/yarn.

Students should bring: 4-Shaft Loom & all necessary weaving equipment. A loom will be provided if you do not have one. Scissors, dressmaker's tape measure or small ruler, calculator, blunt, large-eyed tapestry needle.

Experience level recommended for this class: None

CLASS TIME 12 HOURS (6 Hours each day Thursday & Friday)
CLASS FEE \$190
MATERIALS FEE 15 – Payable to Instructor at class.

CLASS SIZE Limited to 8 students.

FRIDAY – ALL DAY CLASSES 9:00 a.m. – 4:00 p.m.

301 - DRUM CARDING FINE FIBERS

Henry & Roy Clemes – Instructors

6 HOURS

Many fiber artists have trouble carding fine fibers. Most have problems with neps and noils. Others don't know when to card woolen or worsted - some do not know the difference. In this class we will work with fibers that are 25 micron or less: usually soft, short, and feel best next to the skin. Fibers such as: Rambouillet, Merino, BFL, Targhee, Cormo, Alpaca, Cashmere, Peco Vicuna, Camel and Angora. We will share our experience with carding and storing these and other fibers. We encourage the students to bring clean fiber with all lanolin removed that they have had trouble carding and we will try to find solutions to help them. All students will work on Clemes and Clemes Elite Series Electric Drum Carders. Students may bring a drum carder for us to evaluate, time permitting. Students will card and take home five or six batts by the end of the class. \$75 materials fee covers all fiber carded during class.

Students should bring: An attitude for learning. All materials and equipment will be provided by the instructors.

Experience level recommended for this class: None

CLASS TIME 6 HOURS
CLASS FEE \$95
MATERIALS FEE \$75 – Payable to Instructor at class.
CLASS SIZE Limited to 16 students.

302 - ESTONIAN MITTENS FROM THE ISLAND OF KIHNU

Mary Germain – Instructor

6 HOURS



In this class you will learn how to make a special mitten cuff and mitten based on traditional designs from the Estonian island of Kihnu in the Baltic Sea. Mary will share with you some of the techniques she

learned while on a knitting trip to Estonia, including various braids, textures, and two-color work. Knitting a mini mitten will give students a chance to learn these techniques first-hand. Students must have two-color knitting experience and be able to knit with fine yarns. No materials fee.

Students should bring: Three colors of sport-weight yarn (Naturespun Sportweight works nicely and black, natural, and red are traditional Kihnu mitten colors) and a set of five size 2 double pointed (dp) needles and one size 3 or

2017 Wonders Of Wool Fiber Arts Classes

4 needle (used only for cast-on). Two circular needles or one long circular for magic loop can be used in place of dp, if preferred.

Experience level recommended for this class: Intermediate

CLASS TIME 6 HOURS
CLASS FEE \$95
MATERIALS FEE NONE
CLASS SIZE Limited to 15 students.

303 – RUG HOOKING

Linda Harwood – Instructor

6 HOURS

This type of rug hooking consists of pulling strips of wool material through a backing to create a design. This all day class will open up a whole new art form in working with wool and will offer students everything they need to know to begin hooking rugs. You will learn the art of rug hooking, including information about backings, frames, cutters and hooks and you will also learn about finishing your piece. \$35 materials fee covers the cost of handouts and a small kit consisting of a design on linen with enough hand-dyed wool cut into strips to complete the piece.

Students should bring: Small scissors, plus hook and a heavy 14 inch wooden hoop. If a student does not have a hook or a hoop, one will be provided.

Experience level recommended for this class: Beginner/Intermediate

CLASS TIME 6 HOURS
CLASS FEE \$95
MATERIALS FEE \$35 – Payable to Instructor at class.
CLASS SIZE Limited to 18 students.

304 - NATURAL DYES: ADDING IRON - HOW SAD CAN BE HAPPY!

Stefania Isaacson – Instructor

6 HOURS



The wide variety of colors from natural dyes can be greatly augmented by adding an iron post-mordant. In this class we will cover some of the basic natural dyes like cochineal, fustic, logwood, pomegranate, and madder and the effect that adding iron has

on the colors they give. We will cover some of the long history of these dyes, the mordanting process, and some color theory. Students will take home dyeing instructions, many samples, and information on each of the dyes used. No experience is necessary. \$30 materials fee covers all dyes, fiber to be dyed, all pots, cups, thermometers, etc. needed for dyeing, and extensive handouts and instructions.

Students should bring: Apron, rubber gloves, 2 old towels, paper towels, calculator, small baggies and marking pen, pen and paper.


Experience level recommended for this class: Beginning

CLASS TIME 6 HOURS
CLASS FEE \$95
MATERIALS FEE \$30 – Payable to Instructor at class.
CLASS SIZE Limited to 15 students.

305 - GRADIENT YARNS: A SPINNER'S STUDY IN SHIFTING SHADES

Kate Larson – Instructor

6 HOURS



"Gradient: the relative increase or decrease in the magnitude of a property." Yarns with long color changes that shift slowly from one end of the skein to the other are a great spinner's challenge. There

are many ways to design a gradient handspun yarn without using a dyepot. Join us as we explore five different methods for keeping colors distinct using painted tops, dyed batts, and a few blending tricks. \$20 materials fee covers a wide variety of fibers and materials, handouts.

Students should bring: Apron, rubber gloves, 2 old towels, paper towels, calculator, small baggies and marking pen, pen and paper.

Experience level recommended for this class: Beginning

CLASS TIME 6 HOURS
CLASS FEE \$95
MATERIALS FEE \$20 – Payable to Instructor at class.
CLASS SIZE Limited to 15 students.

306 – BEGINNING SPINNING

Deb Jones – Instructor

6 HOURS

Repeated as Class 406, 506

Learn to turn wool into your own unique yarns! You'll try many different spinning wheels during the class, learn the basic skills to spin a single yarn, and create a two-ply finished skein. No previous spinning experience required. This all-day workshop is designed for the person who has never tried spinning before! Spinning wheels will be provided. \$20 materials fee covers a generous supply of spinning fiber and spinning wheel rental. (Fee is \$10 for those who bring their own wheel. Wheels brought to class must be in excellent operating condition and completely assembled; no antique wheels.) Repeated as Class 406 and 506.

2017 Wonders Of Wool Fiber Arts Classes

Students should bring: Students may bring their own spinning wheel if in excellent working condition and completely assembled; no antique wheels.

Experience level recommended for this class: Beginner

CLASS TIME	6 HOURS
CLASS FEE	\$95
MATERIALS FEE	\$20 – Payable to Instructor at class (\$10 for those bringing own wheel).
CLASS SIZE	Limited to 10 students.

307 - WEAVING ON A BEAD WEAVING LOOM

Mary Scott - Serendipity Farm's Studio – Instructor
6 HOURS

This is an introductory workshop in which participants will learn to warp a loom designed for weaving beaded accessories. A variety of designs will be available or students can use a design of their own. The focus will be on stitches needed to create shapes and textures once the looms are warped. \$25 materials fee covers printing handouts, silk and linen threads, some beads, clasps and findings. Also available for purchase will be sturdy, wooden bead looms in two widths. For details and to reserve one, please contact the instructor.

Students should bring: Students need to bring 3-5 tubes of small, glass beads in favorite colors, and at least 2 beading needles that fit the opening in the beads chosen. Also, bring scissors, measuring tape, pencil & paper, 3-ring binder and a hole punch or sheet protectors. If you have a bead loom, bring it. A table lamp, magnifying glass and your reading glasses?

Experience level recommended for this class: Beginner

CLASS TIME	6 HOURS
CLASS FEE	\$95
MATERIALS FEE	\$25 – Payable to Instructor at class.
CLASS SIZE	Limited to 15 students.

308 - WOOLEN-WORSTED CONTINUUM

Amy Tyler – Instructor
6 HOURS



Spinners often categorized yarns as “woolen” or “worsted”. Whether a yarn is one or the other depends on the fiber that is spun (short and soft or long and lustrous), the way the fiber is prepared (carded or combed), and the spinning technique that is used (long draw or short draw). In this workshop we will make yarns that are on the far ends of the woolen-worsted continuum, and many versions in between. We will hand card and hand comb some wool fleeces, and we will spin from these preparations as well as from commercially prepared

roving and tops. The goal is to provide participants with the technical skills to spin yarns that are as woolen or worsted as desired. \$20 materials fee covers samples for examination, notebook with handouts, fibers for spinning, sundry supplies.

Students should bring: Spinning wheel in good working order, 4 bobbins, lazy kate, hand cards, hand combs, towel, plastic hanger.

Experience level recommended for this class: Intermediate spinning skills.

CLASS TIME	6 HOURS
CLASS FEE	\$95
MATERIALS FEE	\$20 – Payable to Instructor at class.
CLASS SIZE	Limited to 15 students.

FRIDAY – MORNING CLASSES
9:00 a.m. - Noon

320 - PLYING FOR TEXTURE: BUMPS

Melissa G. Borhtz – Instructor
3 HOURS

Curious on how to create texture when plying? Just add some bumps! In this class Melissa of Hello Purl will show you how. Students will learn how to ply for texture by creating bumps in their yarns. The techniques covered in the plying for texture: bumps class will be how to spiral ply, create stacks, trap fiber, and coil a thick and thin single. We will be working with combed top and fiber art batts to achieve the techniques described. Students will walk away with four small skeins of textured art yarn and the knowledge to create them again at home.

Students should bring: Please bring a working spinning wheel preferably with a 1/2” orifice (it isn't necessary but makes it easier). At least two bobbins.

Experience level recommended for this class: Must have a working relationship with your wheel. Know how to spin a single yarn as well as basic plying knowledge.

CLASS TIME	3 HOURS
CLASS FEE	\$50
MATERIALS FEE	\$20 – Payable to Instructor at class.
CLASS SIZE	Limited to 10 students.

321 - FINGERLESS GAUNTLETS

Kelly Brandt – Instructor
3 HOURS

Fingerless gloves are a lovely canvas for perforations, surface design, and other special effects. We will design resists to fit to your hand and lay out loose fibers to make wet felted gauntlets. You will be able to make them filmy or substantial- you will be the artist! \$20 materials fee covers felting mat, resist, decorative fibers, use of felting tools, monograph.

Students should bring: Water to drink. Your glasses if you wear them for close work. Two old towels for soaking

2017 Wonders Of Wool Fiber Arts Classes

up soapy water, a large cellulose sponge, water to drink. Optional: dishwashing gloves if you do not like having your hands in soapy water; any fibers or yarns of your own that you might want to incorporate in your project. Students may contact instructor directly with any questions at 616-374-7176 or kellybrandt@yahoo.com.

Experience level recommended for this class: Beginner to Advanced

CLASS TIME 3 HOURS
CLASS FEE \$50
MATERIALS FEE \$20 – Payable to Instructor at class.
CLASS SIZE Limited to 16 students.

322 - GLORIOUS GOSSAMER SCARF

Heidi Bukoski – *Instructor*

3 HOURS



Create a luscious, soft scarf with exceptional drape and sheen from a beautifully space dyed merino/tencel blend roving. The gentle color shifts of the roving will be maintained in the finished scarf. This wet

felting technique creates a strong stable fabric, using only the combed fiber. \$20 materials fee covers 2 oz. of gorgeous space dyed merino tencel blend roving, felting mat and all other wet felting supplies, instructions.

Students should bring: An old bath towel.

Experience level recommended for this class: Beginner to Advanced

CLASS TIME 3 HOURS
CLASS FEE \$50
MATERIALS FEE \$20 – Payable to Instructor at class.
CLASS SIZE Limited to 15 students.

323 - SILK REELING BASICS

Esther Peregrine – *Instructor*

3 HOURS



Follow in the footsteps of Empress Hsi Ling Shi, credited in Chinese legend with the discovery of silk reeling, and learn the ancient art of how to reel thread from silk cocoons. The basics of silk reeling will be covered. Reeling equipment will be provided and will also be available to purchase. Students

will go home with one spool of raw silk thread and one spool of degummed flat silk thread suitable for embroidery. If desired, the raw silk can be thrown (twisted) on a spinning wheel at home, otherwise

knowledge of spinning is not required for the workshop. \$30 materials fee covers 80 cocoons and 2 boil-proof plastic spoons.

Students should bring: Optional: Spinning bobbins to wind raw silk on to take home for throwing (twisting) on a spinning wheel.

Experience level recommended for this class: Beginner

CLASS TIME 3 HOURS
CLASS FEE \$50
MATERIALS FEE \$30 – Payable to Instructor at class.
CLASS SIZE Limited to 9 students.

324 - THE OTHER COLORWORK - MOSAIC KNITTING

Nancy Shroyer – *Instructor*

3 HOURS



Slipping stitches from one needle to the other without working them is a way to work with 2 or more colors without carrying the unused color along like in Fair Isle knitting. Barbara Walker called it Mosaic Knitting because the resulting patterns resembled Mosaic tiles. Mosaic patterns

involve two or more colors, but only one color is used per row. In this class you will learn to follow written patterns and graphs, which are specific to this technique, how to work Mosaic knitting in the round and flat and with both knit and purl stitches, while you make an assortment of useful dish cloths. A pattern for the hat is included. \$3 materials fee covers patterns.

Students should bring: #8 straight or circular needles and 2 contrasting colors of worsted weight cotton yarn, 50 grams each. One should be Light colored and the other one darker. Do not use variegated. Lion Brand Kitchen Cotton or Sugar & Cream are good examples. 2 ring markers, pen and paper, sharp scissors and 3 large, stitch holders.

Experience level recommended for this class: Intermediate to Advanced

CLASS TIME 3 HOURS
CLASS FEE \$50
MATERIALS FEE \$3 – Payable to instructor at class.
CLASS SIZE Limited to 20 students.

325 - TWEED: BLEND & SPIN

Emily Wohlscheid – *Instructor*

3 HOURS



Get involved in another part of the spinning process by blending your own Tweed batt! We will begin this workshop by introducing students to the drum carder by blending a batt to their optimal speckled preference and what materials work best to achieve a tweed effect.

2017 Wonders Of Wool Fiber Arts Classes

Students will then experiment with different gauges and plies to achieve their desired tweed result in their handspun yarn that can be archived in a provided sample book. \$20 materials fee covers 4 oz of supplies including effect fibers, wool top, dyed fleece, and sample making cards.

Students should bring: A spinning wheel, spindle, or espinner in good working order. Optional: A drum carder and/or a set of handcards, if you own any, however, several carders will be available for student use.

Experience level recommended for this class: Advanced Beginner (must be able to spin and ply but no carding experience required).

CLASS TIME 3 HOURS
CLASS FEE \$50
MATERIALS FEE \$20 – Payable to Instructor at class.
CLASS SIZE Limited to 12 students.

326 - SPIN WITH SOME BUNNY

Nancy Barnett – *Instructor*

3 HOURS



Have you been having trouble spinning Angora rabbit wool? Then this class is for you. I will teach you to spin this precious fiber and show you how to extend it to get more for your money. You will be spinning German, English,

French and Satin Angora wool. A live bunny will be used in class to demonstrate how to groom and harvest the fiber. It will then be given away to an interested participant. \$15 materials fee covers all spinning fibers and notebook.

Students should bring: Wheel or spindle, hand cards if you have them (Instructor will have some available to use), niddy knoddy, extra bobbins, lap towel to catch stray fibers.

Experience level recommended for this class: Beginner spinner

CLASS TIME 3 HOURS
CLASS FEE \$50
MATERIALS FEE \$15 – Payable to Instructor at class.
CLASS SIZE Limited to 12 students.

FRIDAY – AFTERNOON CLASSES
1:00 – 4:00 p.m.

340 - FANCY FASCINATORS

Kelly Brandt – *Instructor*

3 HOURS

Add soap and water to loose wool fibers to make a wet felted base. Apply millinery netting, feathers, and additional decorations to create a hat of mystery and sass suitable for formal occasions, nights on the town, or for wearing to your guild. We will explore techniques

for adding three dimensional decorations that are felted right into the base fabric. Some experience wet felting with loose fibers very helpful. \$15 materials fee covers felting mat, fibers, decorative fibers, netting, feathers, use of felting tools, monograph.

Students should bring: Water to drink. Your glasses if you wear them for close work, and an extra light such as a head band light or a battery powered Ott light if you find extra light useful. Two old towels for soaking up soapy water, a large cellulose sponge. Optional: dishwashing gloves if you do not like having your hands in soapy water; any fibers or yarns of your own that you might want to incorporate in your project. Students may contact instructor directly with any questions at 616-374-7176 or kellybrandt@yahoo.com.

Experience level recommended for this class: Advanced beginner to skilled

CLASS TIME 3 HOURS
CLASS FEE \$50
MATERIALS FEE \$15 – Payable to Instructor at class.
CLASS SIZE Limited to 12 students.

341 - VIKING KNIT BRACELET

Heidi Bukoski – *Instructor*

3 HOURS



Viking knit is an exciting wire weaving technique that produces a flexible tube chain with a knit appearance. The chain is woven around a dowel and then drawn down through a die plate to the desired diameter. The possibilities for using this chain are endless, but we will make a bracelet. You will finish it by learning to fashion your own clasp from wire. \$15 materials fee covers all supplies and instructions.

Students should bring: Any jewelry-making pliers you may have. Reading (cheater) glasses if you use them.

Experience level recommended for this class: Beginner

CLASS TIME 3 HOURS
CLASS FEE \$50
MATERIALS FEE \$15 – Payable to instructor at class.
CLASS SIZE Limited to 15 students.

342 - BROOM MAKING PRIMER

Bev Larson – *Instructor*

3 HOURS



A modern twist on an old tradition. We will start with a small whisk broom to get the feel of tying. Then we will make an Angel Wing whisk and a cake tester. We

2017 Wonders Of Wool Fiber Arts Classes

will use traditional broom corn with a choice of 30 plus modern day colors. \$15 covers everything needed to complete the project.

Students should bring: Instructor will supply everything. Bring a smile!

Experience level recommended for this class: Beginner

CLASS TIME 3 HOURS

CLASS FEE \$50

MATERIALS FEE \$15 – Payable to Instructor at class.

CLASS SIZE Limited to 10 students.

343 - TWIST AND PLY: THE DIFFERENCE PLY AND TWIST DIRECTION MAKE TO YOUR KNITTING

Jillian Moreno – Instructor

3 HOURS



Have you ever knit with your handspun and something just wasn't right? Maybe your cables were floppy or your lace wasn't open enough? The answer may lie in your chosen ply. The answer may also lie in the direction of twist and your style of knitting, or a combination of both. In this

class, we'll spin and knit while exploring the effect ply and have on knitted fabric. Together we'll answer these questions: What makes cables pop? How to ply for open lace What about singles for knitting? What is chain plying good for? Why use more than 2 plies? Does the way I knit add more twist to my knitting or do I lose twist? How do I compensate for twist loss or gain in yarn? We'll also discuss the effects fiber breeds and blends, preparation, and woolen and worsted drafting can have on plying. \$20 materials fee covers a selection of different fibers and preps. Students will receive enough fiber to use in class and to practice class skills at home.

Students should bring: A spinning wheel in good working order, at least 3 bobbins, tags to mark samples, a lazy kate, niddy noddie and paper and pen to take notes.

Experience level recommended for this class: Advanced beginner and up

CLASS TIME 3 HOURS

CLASS FEE \$50

MATERIALS FEE \$20 – Payable to Instructor at class.

CLASS SIZE Limited to 18 students.

344 - MAKING MAWATAS (HANKIES AND CAPS) FROM SILK COCOONS

Esther Peregrine – Instructor

3 HOURS



80 cocoons, frames for hankies and caps, mesh bag, degumming solution.

Students should bring: Bath towel to place under work area.

Experience level recommended for this class: Beginner

CLASS TIME 3 HOURS

CLASS FEE \$50

MATERIALS FEE \$45 – Payable to Instructor at class.

CLASS SIZE Limited to 12 students.

345 - FAIR ISLE KNITTING 101

Nancy Shroyer – Instructor

3 HOURS



Not all 2 color stranded work is Fair Isle. Long ago and far away on a small island off the northern coast of Scotland lived some knitters who raised the bar on 2-color stranded work. Travel back in time with me to learn about how

and why they developed their particular techniques for this important work. Learn how their techniques helped to make the work go faster and easier while you knit a head band. Continental knitting, corrugated ribbing, catching floats will all be covered as well as the history of Fair Isle Knitting. \$5 materials fee covers workbook, patterns and tools.

Students should bring: Size #3 (3.25mm) circular needle, 16" or 20" Not dpns or long needle for Magic Loop size #5 (3.75mm) circular needle 16" or 20", Not dpns or long needle for Magic Loop, 3 balls of yarn DK/sport wt, colors should have good contrast. Wool will give best results. Scissors, size D crochet hook, pen/pencil.

Experience level recommended for this class: Intermediate to advanced

CLASS TIME 3 HOURS

CLASS FEE \$50

MATERIALS FEE \$5 – Payable to Instructor at class.

CLASS SIZE Limited to 20 students.

2017 Wonders Of Wool Fiber Arts Classes

346 - SAORI WEAVING--DISCOVER YOURSELF!

Chiaki O'Brien – Instructor

3 HOURS

Repeated as Class 420



SAORI is very different from traditional weaving, placing more importance on free expression and creativity than on technical skills or regularity of the woven cloth. This is a therapeutic and healing weaving technique that allows students to relax, enjoy, explore, and develop positive thinking through weaving. Even though there are only two harnesses, students can still enjoy weaving with many colors, textures, and exploration! The warp will be set for students so they can start weaving right away. Irregular selvages and accidental skips of thread add to the un-programmed beauty of SAORI cloth; we admire this irregularity as the unintentional beauty resulting from our natural creativity. Be ready to feel like you are five years old or younger! Just have fun following your heart! \$20 materials fee covers loom and equipment rental, material (yarn, rovings...) warp. Repeated as Class 420.

Students should bring: A pair of scissors, willingness to explore! Feel free to bring any material you would like to use in your project (feather, home-spun yarn, fabric...).

Experience level recommended for this class: Any level

CLASS TIME 3 HOURS

CLASS FEE \$50

MATERIALS FEE \$20 – Payable to Instructor at class.

CLASS SIZE Limited to 8 students.

SATURDAY – ALL DAY CLASSES

9:00 a.m. – 4:00 p.m.

401 - THE FASHIONABLE SELF BEADING CLUTCH

Kelly Brandt – Instructor

6 HOURS

Build a fashionable clutch style purse using sheep's wool. The purse will have an integrated flap and pocket and no sewn seams. Learn how to use a resist to make an enclosed shape and interior pocket with no sewing for the seams. Add beads felted right in during the construction process! Art under your arm! \$25 materials fee covers fibers, decorative threads, beads, needles and thread, and monograph.

Students should bring: Water to drink. Your glasses if you wear them for close work. Two old towels for soaking up soapy water, a large cellulose sponge. Optional: dishwashing gloves if you do not like having your hands in soapy water; any fibers or yarns of your own that you might want to incorporate in your project. Students may contact instructor directly with any questions at 616-374-7176 or kellybrandt@yahoo.com.

Experience level recommended for this class: Advanced beginner to skilled.

CLASS TIME 6 HOURS

CLASS FEE \$95


MATERIALS FEE \$25 – Payable to Instructor at class.

CLASS SIZE Limited to 16 students.

402 - BEGINNING CHAIR CANING

Mary Jo Harris – Instructor

6 HOURS



Ever wonder how a caned chair seat is made? Do you have one (or more) caned chair seats to replace? Then this is the class for you. In this class, participants will hand cane a wooden trivet using natural strand cane to

learn the chair caning process. Other topics that will be discussed include: the difference between the various types of caning, the different types of caning materials, the 7-step method of hand caning, how to care for caned furniture and chair caning resources. \$25 materials fee covers cost of trivet kit which includes trivet frame, caning pegs, natural strand cane, binder cane and instruction booklet.

Students should bring: Small hand clippers or shears, small rag, spray bottle, bucket or tub (in addition to spray bottle), paper for notes, pen or pencil and awl or ice pick.

Experience level recommended for this class: No prior knowledge of caning or caning skills needed.

CLASS TIME 6 HOURS

CLASS FEE \$95

MATERIALS FEE \$25 – Payable to Instructor at class.

CLASS SIZE Limited to 10 students.

403 - HOW TO SELECT COLOR PALETTES

Nancy Shroyer – Instructor

6 HOURS



Choosing colors that will go together well in knitting or for any purpose can be confusing or even scary if you don't have that in-born color sense. This class will give the students a set of formulas that are easy to

follow to build a color palette. All they have to do is choose ONE color they like and build on it. Students will walk into a life-size color wheel filled with Brown Sheep yarn in 80 beautiful colors to make their swatches. \$15 materials fee covers book, How to Select Color Palettes, 5" color wheel, yarn required to knit samples and patterns.

Students should bring: #5 double pointed or circular

2017 Wonders Of Wool Fiber Arts Classes

knitting needles, or D crochet hook, tapestry needle, at least 3 large stitch holders, sharp scissors and Baggies.

Experience level recommended for this class:

Intermediate to advanced

CLASS TIME 6 HOURS

CLASS FEE \$95

MATERIALS FEE \$15 – Payable to Instructor at class.

CLASS SIZE Limited to 20 students.

404 - BLENDING BOARD: BASIC AND MORE

Amy Tyler – Instructor

6 HOURS

The blending board is not just a glorified hand carder or a low-tech version of a drum carder. It is a delightfully simple but incredibly versatile tool. It has obvious uses for preparing washed fleeces for spinning and for blending already prepared fibers. We will cover these basics in this workshop. We will also explore less obvious blending techniques that will allow you to spin and create smooth yarns, fluffy yarns, gently textured yarns, and highly textured yarns. And, we'll explore ways of preparing fiber "paintings" that can then be wet felted. Get ready to be surprised and energized by this fantastic fiber tool! \$20 materials fee covers use of blending boards (provided by Clemes & Clemes, Inc.), use of blending board tools & accessories, fiber, samples for examination, notebook with handouts.

Students should bring: If you have your own blending board, bring it; you may want to bring a spindle or your spinning wheel to spin from the fibers we prepare.

Experience level recommended for this class: No experience necessary

CLASS TIME 6 HOURS

CLASS FEE \$95

MATERIALS FEE \$20 – Payable to Instructor at class.

CLASS SIZE Limited to 15 students.

405 - BAND WEAVING PICK UP WITH DOUBLE SLOT REED

Rosie Dupuy – Instructor

6 HOURS



The double slotted reed is similar to a regular rigid heddle but has an extra set of slots that are designed to carry the pattern warp threads separate from the background threads, the pattern threads remain

separate in the center of the shed making them easier to pick up or drop. A variation of pick up, only much easier since the pattern threads are isolated. This is not a new idea or tool, original hand carved double slot looms go back to the early and mid 1800's. Although originally

Scandinavian you can create and weave any design you choose. \$65 materials fee covers all weaving supplies, including the reed and shuttle, which is yours to keep.

Students should bring: All supplies are furnished, including the reed and shuttle, which is yours to keep.

Experience level recommended for this class: Beginner. Weaving experience is helpful, but not required.

CLASS TIME 6 HOURS

CLASS FEE \$95

MATERIALS FEE \$65 – Payable to Instructor at class.

CLASS SIZE Limited to 10 students.

406 - BEGINNING SPINNING

Deb Jones – Instructor

6 HOURS

Repeated as Class 506

Learn to turn wool into your own unique yarns! You'll try many different spinning wheels during the class, learn the basic skills to spin a single yarn, and create a two-ply finished skein. No previous spinning experience required. This all-day workshop is designed for the person who has never tried spinning before! Spinning wheels will be provided. \$20 materials fee covers a generous supply of spinning fiber and spinning wheel rental. (Fee is \$10 for those who bring their own wheel. Wheels brought to class must be in excellent operating condition and completely assembled; no antique wheels.) Repeated as Class 506.

Students should bring: Students may bring their own spinning wheel if in excellent working condition and completely assembled; no antique wheels.

Experience level recommended for this class: Beginner

CLASS TIME 6 HOURS

CLASS FEE \$95

MATERIALS FEE \$20 – Payable to Instructor at class (\$10 for those bringing own wheel).

CLASS SIZE Limited to 10 students.

407 - DYEING WITH MUSHROOMS

Mary Scott - Serendipity Farm's Studio – Instructor

12 HOURS

This is a 2-day class – Saturday & Sunday

If the Colonists had known about this, they wouldn't have wasted their time with Poke Berries! Mushrooms aren't just for eating: Certain types of fungi contain the chemistry necessary to provide unique color as pigment or dye. Learn which kinds work and are considered permanent colors. This workshop is an interactive activity and all participants will be expected to participate cooperatively to do the dyeing of yarns on both days. We will be working with yarns of wool and a few other fibers, which along with the mushrooms and handouts, will be provided by the instructor. Participants will be given a list of items to bring after registering. Everyone will go

2017 Wonders Of Wool Fiber Arts Classes

home with approximately a pound of samples from all of the beautifully dyed yarns! \$45 materials fee covers all yarns, mordants, dye mushrooms, tags, labels, recipes and handouts. Yarns will be pre-mordanted by the instructor to avoid traveling with unnecessary chemicals on the airplane and to insure proper quality of the process.

Students should bring: An old towel or rag and wear clothing you might get dirty. A waterproof marker, 2 pot holders, 1 long handled wooden spoon, 3-ring, 1" binder with sheet protectors and note paper, pencil, and heavy rubber gloves. *Thermometer for hot liquids, large stainless steel or porcelain pot (2 or more gal), long handled tongs, bucket with bail, drying rack or clothesline. *If you have these. Don't buy them!!

Experience level recommended for this class: None

CLASS TIME 12 HOURS TWO DAYS – SATURDAY & SUNDAY

CLASS FEE \$190

MATERIALS FEE \$45 – Payable to Instructor at class.

CLASS SIZE Limited to 20 students.

SATURDAY – MORNING CLASSES

9:00 a.m. - Noon

420 - SAORI WEAVING--DISCOVER YOURSELF!

Chiaki O'Brien – *Instructor*

3 HOURS



SAORI is very different from traditional weaving, placing more importance on free expression and creativity than on technical skills or regularity of the woven cloth. This is a therapeutic and healing weaving technique that allows students to relax, enjoy, explore, and develop positive thinking through weaving. Even though there are only two

harnesses, students can still enjoy weaving with many colors, textures, and exploration! The warp will be set for students so they can start weaving right away. Irregular selvages and accidental skips of thread add to the un-programmed beauty of SAORI cloth; we admire this irregularity as the unintentional beauty resulting from our natural creativity. Be ready to feel like you are five years old or younger! Just have fun following your heart! \$20 materials fee covers loom and equipment rental, material (yarn, rovings...) warp.

Students should bring: A pair of scissors, willingness to explore! Feel free to bring any material you would like to use in your project (feather, home-spun yarn, fabric...).

Experience level recommended for this class: Any level

CLASS TIME 3 HOURS

CLASS FEE \$50

MATERIALS FEE \$20 – Payable to Instructor at class.

CLASS SIZE Limited to 8 students.

421 - BEGINNING FELTING

Rosie Dittmann – *Instructor*

3 HOURS

Students will learn the basics of felting. If you have never felted or need a refresher, this will help you get started. Students will make several small pieces while experimenting with surface design techniques. From there, the possibilities for wool felting are endless! \$10 materials fee covers merino wool, prefelts, yarns and silk and bubble wrap.

Students should bring: 2-3 medium size towels, scissors and a plastic bag to carry your pieces home. All other materials and supplies provided by Instructor.

Experience level recommended for this class: Beginner

CLASS TIME 3 HOURS

CLASS FEE \$50

MATERIALS FEE \$10 – Payable to Instructor at class.

CLASS SIZE Limited to 15 students.

422 - NEEDLE FELTING: PETUNIA PIG

Danita Doerre – *Instructor*

3 HOURS



In this class you will learn the "Art of Needle Felting" a soft sculptured "Pig" on a Horse Shoe Nail Frame. A barbed, 36 gauge felt needle will be used to lock fibers into place using carded, roving white sheep wool and a pecking motion of your wrist to create a dry felted sheep form. We will use techniques to add hand dyed Coopworth locks

with curled tips to cover the form and give "Petunia" character. Details will be defined with 38-gauge needle and embellished with yarn, hand-dyed wood flower and hand-painted pin eyes. The techniques in this class will show you how to needle felt with roving, work with a frame for feet and add hand dyed locks to a needle felted form to create Petunia Pig. \$25 materials fee covers 36 and 38 gauge felt needle, horse shoe nail frame for feet, carded white roving, hand dyed Coopworth locks, eyes, wood flower and yarn for embellishment.

Students should bring: Students should bring: foam pad approximately 12" x 12" covered with a pillow case or cloth and scissors.

Experience level recommended for this class: All levels of experience.

CLASS TIME 3 HOURS

2017 Wonders Of Wool Fiber Arts Classes

CLASS FEE \$50
MATERIALS FEE \$25 – Payable to Instructor at class.
CLASS SIZE Limited to 8 students.

423 - CONTINUOUS STRAND WEAVING

Jane Grogan – *Instructor*

3 HOURS



Using a solid 10.5" wooden frame loom, participants will learn to weave a square with a continuous strand of cotton yarn. The completed square makes a superb dishcloth. Participants will learn to weave using a simple crochet hook. The weaving technique learned in class can be used to complete a single square for a dishcloth. Multiple squares can be joined for larger projects. Ideas for additional projects will be presented. \$5 materials fee covers loom for class use, yarn for project and instruction handout. *Looms may be purchased for \$45.

Students should bring: Scissors, blunt tapestry needle.

Experience level recommended for this class: No experience required.

CLASS TIME 3 HOURS
CLASS FEE \$50
MATERIALS FEE \$5 – Payable to Instructor at class. *
CLASS SIZE Limited to 15 students.

424 - SPINNING A SOUND SINGLES YARN

Kate Larson – *Instructor*

3 HOURS



A singles yarn is, by its very nature, unbalanced. Twist is typically added to these yarns in one direction, but never balanced with plying. Why spin a singles yarn? They give us unique color blending options, interesting texture, and maximize our spinning time. Singles yarns can

have drawbacks, such as decreased durability, over-twist, and reduced loft. By better understanding twist, exploring techniques, and no-fuss sampling, we can spin useful, beautiful, sound singles yarns. \$10 materials fee covers a variety of commercial fibers and materials, handouts.

Students should bring: Several spindles, or a spinning wheel in working condition, and spinning accessories you typically use.

Experience level recommended for this class: Ability to spin and ply a basic yarn.

CLASS TIME 3 HOURS
CLASS FEE \$50
MATERIALS FEE \$10 – Payable to Instructor at class.
CLASS SIZE Limited to 16 students.

425 - CELTIC CABLES

Melissa Leapman – *Instructor*

3 HOURS



Learn how to use basic cabling techniques to create Celtic inspired panels and motifs. (Shhhh, don't tell anyone, but these gorgeous cables are much easier to knit than they look!)

Students should bring: Three homework swatches; smooth worsted weight yarn in solid, light colors, preferably wool; appropriate knitting needles; two

size 6 double-pointed needles.

Experience level recommended for this class: Intermediate

CLASS TIME 3 HOURS
CLASS FEE \$50
MATERIALS FEE NONE
CLASS SIZE Limited to 20 students.

426 - LATVIAN SCALLOP AND BRAID

Mary Germain – *Instructor*

3 HOURS



The scallop is a wonderfully decorative way to start a mitten or sweater. Learn the Latvian version with a beautiful braid along the edge to provide nice substance and definition. The scallop can be either standard height or doubled in height. The scallop can be worked in rows or rounds.

Students should bring: Three colors of sport-weight yarn, a set of five size 2 double pointed (dp) needles, and one size 3 or 4 needle (used only for cast-on). Two circular needles or one long circular for magic loop can be used in place of dp, if preferred.

Experience level recommended for this class: Intermediate

CLASS TIME 3 HOURS
CLASS FEE \$50
MATERIALS FEE NONE
CLASS SIZE Limited to 15 students.

2017 Wonders Of Wool Fiber Arts Classes

427 - BLENDING FIBERS WITH A HACKLE

Diane Armes Wallace – Instructor

3 HOURS

Want to blend different fibers but don't have the resources for a carding machine? Or maybe you would like a bit more of a novelty blending? Possibly you prefer spinning from a pencil-type of roving, better known as a SLIVER? There are unique ways to blend fibers and/or colors on a hackle for different effects. No matter what your reasoning, come and experience the pure, simple pleasures of blending those fibers with a hackle. \$15 materials fee covers all kinds of fibers that are used for blending. Students take home any and all unused fiber.

Students should bring: Bring a hackle if you have one. Hackles can be purchased from the instructor for \$85 each. *(Please let the instructor know if you need to purchase a hackle so she's sure to have enough there for your use.)

Experience level recommended for this class: None

CLASS TIME 3 HOURS

CLASS FEE \$50

MATERIALS FEE \$15 – Payable to Instructor at class.*

CLASS SIZE Limited to 14 students.

428 - CHEAPER BY THE DOZEN: TWELVE WAYS TO SPIN VARIEGATED TOP

Jillian Moreno – Instructor

3 HOURS



How many ways are there to spin a variegated top? You are only limited by how fast you can spin. This class will

take you through at least a dozen ways to work with variegated top. In this fast paced class we'll explore spinning variegated tops to combine and blend colors for stark contrast or beautiful subtlety. You'll spin yarns and knit samples that will show the effects of changing the color flow on variegated fibers. You'll learn ways to keep your yarn colors exactly the same as your fiber braid and the whys and how-tos of combining multiple variegated tops. In this class we'll explore: Mixing colors with plying, blending colors through drafting at the wheel, mixing 2 or more braids, the easiest way to choose multiple braids to mix for a hat or for a sweater, and how yarn size, fiber prep and your drafting style affects variegated yarns. This class will give you a better idea of how braid in hand looks after it's spun and knit After you spin in this class you'll never look at your stash the same way again. \$25 materials fee covers variegated fibers dyed by a well known independent dyer, along with coordinating fibers. Students get enough fiber to use in class and to practice class skills at home.

Students should bring: A spinning wheel in good

working order, at least 3 bobbins, tags to mark samples, a lazy kate, niddy noddy and paper and pen to take notes.

Experience level recommended for this class: Advanced beginner and up.

CLASS TIME 3 HOURS

CLASS FEE \$50

MATERIALS FEE \$25 – Payable to Instructor at class.

CLASS SIZE Limited to 18 students.

429 - SPINDLES OF THE WORLD

Robin Goatey – Instructor

3 HOURS



Learn 3 different support Spindles of the World and keep the one you like best to take home. We will practice the Navajo-inspired Southwest Spindle, the Tibetan Spindle and the

Compromise Russian Spindle. All the spindles have a non-traditional hook on the end, making them easy to learn and use. \$35 materials fee covers the Dancing Goats spindle that the student is allowed to keep plus carded fiber used in class.

Students should bring: Nothing - all materials and equipment are provided.

Experience level recommended for this class: Beginner

CLASS TIME 3 HOURS

CLASS FEE \$50

MATERIALS FEE \$35 – Payable to Instructor at class.

CLASS SIZE Limited to 10 students.

SATURDAY – AFTERNOON CLASSES

1:00 – 4:00 p.m.

440 - COVERED IN CLAY

Lynne Bergschultz – Instructor

3 HOURS



Whether you've never touched polymer clay or you've worked with it before, the experience is always new. This class is a great opportunity to practice the technique of building "canes". We'll begin with an introduction to the Skinner Blend of color mixing and proceed

to creating complex canes. You choose your palette and the fun begins. Everyone will transform small containers into little works of art. Tips on handling polymer and demonstrations will be provided throughout the class. \$10 materials fee covers a clay sampler packet, polymer

2017 Wonders Of Wool Fiber Arts Classes

adhesive, embellishments, small glass container and handout.

Students should bring: All tools and materials will be provided.

Experience level recommended for this class: Beginner to intermediate

CLASS TIME 3 HOURS
CLASS FEE \$50
MATERIALS FEE \$10 – Payable to Instructor at class.
CLASS SIZE Limited to 12 students.

441 - NUNO SCARF WITH INK

Rosie Dittmann – *Instructor*

3 HOURS



Add to your felting skills with a new technique...Ink! Students will Nuno felt a very soft, fine scarf using wool and silk, then dry and embellish with ink. \$10 materials fee covers Merino wool, silk and ink used in project.

Students should bring: 3 -4 medium towels, scissors, paper and pencil. Optional: apron.

Experience level recommended for this class: Beginning to intermediate

CLASS TIME 3 HOURS
CLASS FEE \$50
MATERIALS FEE \$10 – Payable to Instructor at class.
CLASS SIZE Limited to 10 students.

442 - "I FELT LIKE LEAFING" CONVERTIBLE NECKLACE

Janet Falk & Kat Feldman – *Instructors*

3 HOURS



In this class co-taught by Janet Falk and Kat Feldman, you'll create a beautiful, 50-inch, felted wool & silk cord necklace and detachable bails which display your multi-media leaves of wire and flat felting. Necklace can be worn long or doubled. You will learn to decorate and wet felt

pieces of prefelt and learn stationary jig work. Make terrific jewelry components to put together your way! \$30 materials fee covers superfine, Merino/silk blend roving, wool prefelts, silk fibers & threads, use of wet felting tools and equipment. Parawire in several gauges and colors, sanding & polishing pads, wire polish, use of "Now That's a Jig" system including jugs and pegs.

Students should bring: Old bath towel, small fabric scissors, bench block (if you have one), reading glasses (if you need them for fine work), flush cut wire cutters,

hammer, jewelry pliers: chain nose, flat nose, round nose. If you don't have jewelry tools, instructors will provide some to share in class.

Experience level recommended for this class: No experience needed but some upper body strength required for felting.

CLASS TIME 3 HOURS
CLASS FEE \$50
MATERIALS FEE \$30 – Payable to Instructor at class.
CLASS SIZE Limited to 10 students.

443 - THE NEXT STEP: PLYING WITH A SUPPORT SPINDLE

Teresa Goatey – *Instructor*

3 HOURS

This class is intended to be a next step for students who have learned to spin singles on a hand spindle. Students will make a center-pull ball on the nostepinne and then ply from that ball onto a Tibetan spindle. \$35 materials fee covers equipment and materials used in this class, including a Dancing Goats spindle OR nostepinne which the student can keep.

Students should bring: Nothing; all materials and equipment are provided.


Experience level recommended for this class: Advanced Beginner

CLASS TIME 3 HOURS
CLASS FEE \$50
MATERIALS FEE \$35 – Payable to Instructor at class.
CLASS SIZE Limited to 10 students.

444 - PIN LOOM WEAVING

Jane Grogan – *Instructor*

3 HOURS



Do you have a pin loom (Weave-It, Weavette) in your yarn basket or attic and have no idea how to warp and weave on it? The small 3-pin configuration looms were popular in the 40's and 50's and have been making a come-back.

There are new looms on the market: Hazel Rose Looms makes a version called the "Multi Loom" and Schacht makes their version called "Zoom Loom." The small hand-held looms are a perfect "on the go" project because of their size and are great as a yarn "stash buster." Participants will learn how to wind the 3-layer warp and to do basic and pattern weaving. The class project will be a lavender filled sachet made with two squares. Participants will need to bring: a 4"- Weavette/pin loom (if not owned, participants can purchase from instructor at time of class for \$31) \$3 materials fee covers yarn for class project,

2017 Wonders Of Wool Fiber Arts Classes

instructional handout and lavender for sachet project.
NOTE: looms will be available for purchase in the class--\$31.*

Students should bring: 4 Pin Loom (Weave-It, Weavette, Zoom Loom, Hazel Rose Multi Loom), scissors, tapestry needle. If student does not have a loom, one may be purchased from the Instructor at class for \$31.*

Experience level recommended for this class: No experience required.

CLASS TIME 3 HOURS

CLASS FEE \$50

MATERIALS FEE \$3 – Payable to Instructor at class.*

CLASS SIZE Limited to 15 students.

445 - TAKING THE GHASTLY OUT OF GAUGE

Kathy Krause – Instructor

3 HOURS

Are you unhappy with the outcome of your projects? Are you just knitting projects that don't "need to fit?" Are you confused about how to check gauge? Have you ever knitted a gauge swatch?? Let's take a small amount of time to tackle this BIG issue once and for all... Let's make it simple... Let's make it FUN! Homework: Please bring a 6" x 6" sample of garter stitch and a 6" x 6" sample of stockinette; both in worsted weight yarn and knit with size 8 needles. \$5 materials fee covers all handouts.

Students should bring: Worsted weight yarn; a circular needle size 7, 8 or 9 (any length); a ruler or measuring tape; paper and pen.

Experience level recommended for this class: Student must know how to knit, purl and cast on.

CLASS TIME 3 HOURS

CLASS FEE \$50

MATERIALS FEE \$5 – Payable to Instructor at class.

CLASS SIZE Limited to 12 students.

446 - ALL ABOUT LOCKS!

Kate Larson – Instructor

3 HOURS



Spinning straight from a wool staple, or lock, is a fun and easy way to go from washed fleece to a perfectly prepared fiber in seconds. Practice plucking locks from fine,

medium, down-type, longwool, and primitive fleeces. Learn to wash fleece in small batches, effectively join and hold locks for different spinning methods, adjust your wheel, and blend colors. \$10 materials fee covers a variety of wools, handouts.

Students should bring: Several spindles or a working wheel, extra bobbins, and lazy kate. You will need handcards for this class—some will be available to borrow.

Experience level recommended for this class: Ability to spin and ply a basic yarn.

CLASS TIME 3 HOURS

CLASS FEE \$50

MATERIALS FEE \$10 – Payable to Instructor at class.

CLASS SIZE Limited to 16 students.

447 - CRAZY COOL CABLES

Melissa Leapman – Instructor

3 HOURS



Had your fill with traditional Aran cables? In this class, explore fun and unusual cables you've never seen before, from a dramatic two-color panel to a beautiful Celtic swirl and more!

Students should bring: Three homework swatches with the yarn still attached; 20 yds of a worsted weight yarn that is darker in color than the one you used for homework swatch #3; size 8 needles; two size 4 or 5 dpn; sticky notes.

Experience level recommended for this class: Intermediate

CLASS TIME 3 HOURS

CLASS FEE \$50

MATERIALS FEE NONE

CLASS SIZE Limited to 20 students.

448 - FRACTAL FROLIC: EXPLORING FRACTAL SPINNING

Jillian Moreno – Instructor

3 HOURS



Almost every spinner has tried fractal spinning with variegated fiber, but do you do it the same way every time? Fractal spinning for knitting has endless possibilities! What happens when you change the size of your fiber or use fiber dyed in different patterns? Fractal spinning hand dyed fiber

creates striping patterns that are beautifully complex, compared to a matching ply. Fractals are simply different sizes of the same pattern, in our case a line or stripe. In this class we'll work with hand dyed top to explore fractal color patterns. We'll start class by making a matching 2-ply yarn. Then we'll divide, and combining different color lengths, create fractally plied yarns that are intricately striped. We'll explore the effect of fractal plying on different styles of dyeing as well and see what happens

2017 Wonders Of Wool Fiber Arts Classes

with gradient and randomly dyed fibers. Before we're done we'll play with plies to see what happens when working with more than 2 plies and a textured ply or two. We'll see what happens with our fractals when we change the size of our yarn. Fractal spinning comes alive when it's knit so we'll look at knitted samples to see the unique explosion of color that fractals create. This class moves at a fast pace, so come ready to spin! \$25 materials fee covers a custom dyed kit for fractal spinning.

Students should bring: A spinning wheel in good working order, at least 3 bobbins, tags to mark samples, a lazy kate, niddy noddy and paper and pen to take notes.

Experience level recommended for this class: Advanced beginner and up

CLASS TIME 3 HOURS

CLASS FEE \$50

MATERIALS FEE \$25 – Payable to Instructor at class.

CLASS SIZE Limited to 18 students.

SUNDAY – ALL DAY CLASSES

8:30 a.m. – 3:30 p.m.

501 - BLENDING BOARD: BASIC AND MORE

Amy Tyler – *Instructor*

6 HOURS

The blending board is not just a glorified hand carder or a low-tech version of a drum carder. It is a delightfully simple but incredibly versatile tool. It has obvious uses for preparing washed fleeces for spinning and for blending already prepared fibers. We will cover these basics in this workshop. We will also explore less obvious blending techniques that will allow you to spin and create smooth yarns, fluffy yarns, gently textured yarns, and highly textured yarns. And, we'll explore ways of preparing fiber "paintings" that can then be wet felted. Get ready to be surprised and energized by this fantastic fiber tool! \$20 materials fee covers use of blending boards (provided by Clemes & Clemes, Inc.), use of blending board tools & accessories, fiber, samples for examination, notebook with handouts.

Students should bring: If you have your own blending board, bring it; you may want to bring a spindle or your spinning wheel to spin from the fibers we prepare.

Experience level recommended for this class: No experience necessary.

CLASS TIME 6 HOURS

CLASS FEE \$95

MATERIALS FEE \$20 – Payable to Instructor at class.

CLASS SIZE Limited to 15 students.

502 - STITCHING AND DYEING THE SHIBORI WAY

Heidi Buksoki – *Instructor*

6 HOURS



Shibori is the Japanese term for the stitching and binding techniques that have been used to create patterns in dyeing for nearly 1000 years. Class participants will learn traditional stitching and tying methods while

creating an attractive sampler piece of high quality cotton sateen fabric. This will measure approximately 18" square. We will be using a beautiful, traditional indigo dye bath for our pieces (this is so much fun to watch). After learning the basics students will have the opportunity to put their skills to work and create another piece of their own design, thus reinforcing what they have learned. Guidance and examples will be provided. \$18 materials fee covers cotton Sateen fabric and all supplies for stitching and dyeing.

Students should bring: Rubber gloves for dyeing, a seam ripper and/or very sharp, pointed, small scissors; a thimble if you use one when sewing, an old towel. Reading glasses (cheaters) if you use them. Students should wear old clothes, since we will be dyeing.

Experience level recommended for this class: All skill levels welcome.

CLASS TIME 6 HOURS

CLASS FEE \$95

MATERIALS FEE \$18 – Payable to Instructor at class.

CLASS SIZE Limited to 15 students.

503 - SPINNERS DREAM

Bev Larson – *Instructor*

6 HOURS



While this basket is geared for spinners as it easily holds two 8 oz balls of roving, it can be used for any purpose you might like. With a swing handle and ball feet, accented by hand dyed yarn by a fellow fiber enthusiast, it's great to sit by any chair you might be working in and easily moved with you. \$30 materials fee covers everything needed for this project.

Students should bring: Students may bring their own yarn of choice for the accents. Yarn choices will be provided.

Experience level recommended for this class: Beginner

CLASS TIME 6 HOURS

CLASS FEE \$95

MATERIALS FEE \$30 – Payable to Instructor at class.

2017 Wonders Of Wool Fiber Arts Classes

CLASS SIZE Limited to 10 students.

504 - PA GERMAN/SCANDINAVIAN BAND WEAVING, PLAIN AND PICK UP

Nancy Shroyer – Instructor

6 HOURS

Before there were buttons and button holes, zippers or Velcro, clothing was held together with bands or tapes. Some were just plain linen tapes but the Pennsylvania Germans and many of the Scandinavian people made their tapes with beautiful patterns and colors with this warp faced weaving. Traditionally they used three types of looms: the box loom, a paddle loom and a gate loom. A gate loom is just a pretty rigid heddle. Join me in this class to learn the history of the looms and weavers and learn to weave a band that can be used for dog leashes and collars, belts, headbands, book marks, curtain tie backs or upholstery trim. You will learn to measure and cut the warp, tie it up, and weave a band. Then in the afternoon, we will “pick it up” a notch and learn how to change designs to better fit your needs, plan your own design, calculate materials, and then how to “pick up” threads to make more intricate beautiful patterns. These bands can be used to trim the front of a knitted or woven garment, make matching handles for a felted bag, or in any application where both beauty and practicality is needed. \$35 materials fee covers Rigid Heddle, 2 types of shuttles, back strap system, warp for pick up, patterns and handouts.

Students should bring: Three 50 gram balls of DK or Sport weight cotton in 3 colors. Not variegated. Cotton Classic works well. Sharp scissors, a two inch C clamp (minimum, can be bigger, but not smaller), tapestry needle, tape measure.

Experience level recommended for this class: None required.

CLASS TIME 6 HOURS

CLASS FEE \$95


MATERIALS FEE \$35 – Payable to Instructor at class.

CLASS SIZE Limited to 12 students.

505 - COBWEB FELT FLOOR LAMP

Becky Utecht – Instructor

6 HOURS



Create a Cobweb felt lampshade using resist techniques and longwool roving. These lampshades celebrate the structure of the wool fibers when illuminated. Students will leave class with a floor lamp that creates a soft, warm light to enhance any room. \$45 materials fee covers floor lamp, handout, roving, resist, and use of equipment in class.

Students should bring: Water container, 2 old bath towels, ball brauser (or plastic

water bottle with holes punched in the cap), felting tool (i.e., Palm washboard, felting stone, etc.), favorite bar soap, plastic bag to carry wet items. Optional: lightweight silk, yarn, locks for embellishment.

Experience level recommended for this class: Some previous felting experience desired.

CLASS TIME 6 HOURS

CLASS FEE \$95

MATERIALS FEE \$45 – Payable to Instructor at class.

CLASS SIZE Limited to 12 students.

506 - BEGINNING SPINNING

Deb Jones – Instructor

6 HOURS

Learn to turn wool into your own unique yarns! You'll try many different spinning wheels during the class, learn the basic skills to spin a single yarn, and create a two-ply finished skein. No previous spinning experience required. This all-day workshop is designed for the person who has never tried spinning before! Spinning wheels will be provided. \$20 materials fee covers a generous supply of spinning fiber and spinning wheel rental. (Fee is \$10 for those who bring their own wheel. Wheels brought to class must be in excellent operating condition and completely assembled; no antique wheels.)

Students should bring: Students may bring their own spinning wheel if in excellent working condition and completely assembled; no antique wheels.

Experience level recommended for this class: Beginner

CLASS TIME 6 HOURS

CLASS FEE \$95

MATERIALS FEE \$20 – Payable to Instructor at class (\$10 for those bringing own wheel).

CLASS SIZE Limited to 10 students.

507 - 24 COLORS FROM ONE COCHINEAL DYE POT

Diana Armes Wallace - Instructor

6 HOURS



How would you like to dye pre-prepared yarns with 1 dye, two post-mordants, and a dip, resulting in 24 different skeins of color all from a single dye pot! All yarns are provided and have already been pre-mordanted by the instructor for their run through the dye pot. Students work in teams of two each to weigh yarns,

measure post-mordants, and move the yarns from pot to pot. This is exciting work and requires close attention to detail. Students go home with 24 colors of yarn, charted with how each acquired their color and a worksheet to help them recreate their achievement. Students may also bring an item of their own

2017 Wonders Of Wool Fiber Arts Classes

(wool, Mohair, silk only please...) to throw into the dye pot after our yarns have finished (small amounts). Cochineal dyes always have several exhaust baths that can be used. One lucky student will go home with the remaining cochineal dye bath. \$20 materials fee covers cochineal and the yarns.

Students should bring: Please bring a notebook and pen/pencil for note taking while you are working. Wear old clothes or aprons and bring gloves.

Experience level recommended for this class: None


CLASS TIME 6 HOURS
CLASS FEE \$95
MATERIALS FEE \$20 – Payable to Instructor at class.
CLASS SIZE Limited to 14 students.

SUNDAY – MORNING CLASSES
8:30 – 11:30 a.m.

521 - EXPLORING MOKUME GANE

Lynne Bergschultz – Instructor

3 HOURS



If you enjoy the element of surprise as you create, this class is for you. Mokume Gane is a Japanese metalworking technique that's been adapted for polymer clay. We'll mix and stack colored sheets and then punch, stamp and distort the blocks. Slicing thin layers will

expose hidden magic. While the slices are perfect for creating pendants and beads, some students may be inspired to create things beyond jewelry. Creative exploration is always encouraged. Every effort will be made to meet individual challenges. \$10 materials fee covers a sampler packet, gold leaf, jewelry findings, cord and a handout.

Students should bring: All tools and materials will be provided. Just bring your curiosity. If you have a garment or some other item in need of a polymer accessory, bring it to class.

Experience level recommended for this class: Beginner to intermediate

CLASS TIME 3 HOURS
CLASS FEE \$50
MATERIALS FEE \$10 – Payable to Instructor at class.
CLASS SIZE Limited to 12 students.

522 - NEEDLE FELTED MONARCH CATERPILLAR PENDANT

Janet Falk - Instructor

3 HOURS



Learn how to needle felt the distinctive striped patterns of a Monarch caterpillar on a preformed base. Each will take on its own character. You will finish most of the needle felting, get antennae attached, learn how to bead stitch the feet, and get instructions and a bead kit to finish it on your own. \$12 materials fee covers prefelted

caterpillar body, photo, felting needle, roving for surface patterns, bead kit, pendant cord and use of tools and materials.

Students should bring: Small scissors, sandwich size zip lock bag to take caterpillar and materials home.

Experience level recommended for this class: No experience needed.

CLASS TIME 3 HOURS
CLASS FEE \$50
MATERIALS FEE \$12 – Payable to Instructor at class.
CLASS SIZE Limited to 10 students.

523 - CARVING A LEAF PIN

Ronald Feld – Instructor

3 HOURS



Students will learn about carving, wood grain and sharpening carving knives. The basswood project will be a leaf shaped pin that measures about 4 to 6 inches in length. You will also learn to put a finish

on the project. \$5 materials fee covers the wood for one leaf, sanding mesh, pin for one leaf and finishing material. The project knife, if you choose to purchase it at the end of class, would be an additional \$25. *

Students should bring: A cut resistant glove such as Kevlar or heavy leather glove to fit your hand. This project will create dust. A bib type apron to cover street clothes is advised. Optional portable light (Ott light), pencil and paper for notes.

Experience level recommended for this class: None

CLASS TIME 3 HOURS
CLASS FEE \$50
MATERIALS FEE \$5 – Payable to Instructor at class.*
CLASS SIZE Limited to 10 students.

2017 Wonders Of Wool Fiber Arts Classes

524 - SPINNING BULKY YARN

Stefania Isaacson – *Instructor*

3 HOURS



You have been spinning finer and finer yarn, and you can do wonderful lace weight! Now, you are having a hard time spinning a worsted weight or bulky yarn (which you want because

you are tired of knitting forever to finish a project...). OK. We can fix the problem. Spend a few hours learning how to vary your yarn thickness, and at the end of the day, you will be able to apply a few principles and get whatever kind of yarn you want—with consistency. Wow, who thought spinning the yarn of your choice could be so easy! In this class, students will learn to control the thickness of yarn, the amount of twist in both spin and ply, and the consistency of their yarn. They will take home many samples and discussion notes as to appropriate fibers to use. \$20 materials fee covers all fiber to be spun.

Students should bring: Spinning wheel in good working order, ball winder, niddy noddy, hang tags, pen and paper.

Experience level recommended for this class: Beginning

CLASS TIME	3 HOURS
CLASS FEE	\$50
MATERIALS FEE	\$20 – Payable to Instructor at class.
CLASS SIZE	Limited to 15 students.

525 - VINTAGE WOOL APPLIQUÉ BOXES

Kathy Krause – *Instructor*

3 HOURS

In this class we are going to be combining the best of both worlds – wool appliqué and paper mache'. You will learn how to prepare a paper mache' box for painting or wool appliqué, the ins and outs of appliqué construction and how to apply the appliqué. If you enjoy decorating with primitives, you will certainly enjoy this class. Bring your imagination and let's get started! \$30 materials fee covers all supplies, handouts and wool pack.

Students should bring: Sharp pointed scissors, pencil and paper, a roll of coated freezer paper, a steam iron if you have one and your imagination. You may want to bring an extra scissors for cutting paper.

Experience level recommended for this class: None needed.

CLASS TIME	3 HOURS
CLASS FEE	\$50
MATERIALS FEE	\$30 – Payable to Instructor at class.
CLASS SIZE	Limited to 10 students.

526 - STASHBUSTER MAGIC

Melissa Leapman – *Instructor*

3 HOURS



Got yarn? Transform even your tiniest bits and pieces into a beautiful, one-of-a-kind jacket! In this hands-on workshop, learn designer secrets for creating and using a magic ball of yarn while knitting a mini version of this one-piece wonder. Best of all, no one will ever suspect it was crafted from leftovers! Magic, indeed. NOTE: Students must be comfortable

knitting in the round on dpns or magic loop or two circles on as few as 8 stitches.

Students should bring: Worsted weight yarn in assorted textures and colors (at least 4 colors total; the more the better!); 5mm/US 8 double-pointed knitting needles (set of 5; 7 or 8" preferred); size 5mm/US 8 16" circular knitting needle; size I/9 (5.5mm) crochet hook; 8 stitch markers, one in a contrast color to mark the beginning of rounds; blunt yarn needle; tape measure.

Experience level recommended for this class: Intermediate

CLASS TIME	3 HOURS
CLASS FEE	\$50
MATERIALS FEE	NONE
CLASS SIZE	Limited to 20 students.

527 - THIN POLE-WRAPPED CORAL REEF SHIBORI WITH BENGALA DYE

Chiaki O'Brien – *Instructor*

3 HOURS



Another Shibori technique. You can stitch or/and tie, a silk scarf and will make it to a tube by stitching. Then, a thin pole is inserted in the central core and pushed to compress the scarf. You'll be able to choose any colors you like from a dozen of Bengala Dyes. If you have extra time, you can dye another item free-style with additional material fee. \$20 materials fee covers renting a tool for Shibori, dyes and a silk scarf.

Students should bring: A thin sewing needle, sewing thread, rubber bands, a pair of scissors, plastic bags for the dyed material to take home, towels that you don't mind getting dye on and one for your hands. Aprons and gloves are optional. If the participants have extra time and wish to dye their own material, the extra dye fee will be charged accordingly.

2017 Wonders Of Wool Fiber Arts Classes

Experience level recommended for this class: Any level

CLASS TIME 3 HOURS
CLASS FEE \$50
MATERIALS FEE \$20 – Payable to Instructor at class.
CLASS SIZE Limited to 12 students.

10:00 -11:00 FREE CLASS!

ACCENTUATE THE POSITIVE: HOW TO EDUCATE YOUR BUYERS & MARKET YOUR FLEECES

Holin Kennen – Instructor

In a world of people who are used to synthetic fibers, who want everything to go into a washer and dryer, and who think all wool is the same – itchy and scratchy – how can you educate potential buyers about the qualities of your breed and overcome the persistent myths about wool? Are you able to discuss the history of your breed and how an individual fleece can be used to the best advantage? This workshop is open to all – wool growers and folks who want to know more about the endless possibilities of wool as a versatile, renewable fiber.

FLEECE SHOW AREA – WEST EXHIBIT BUILDING
CLASS TIME 1 HOUR
CLASS FEE FREE
MATERIALS FEE NONE

SUNDAY – AFTERNOON CLASSES 12:30 – 3:30 p.m.

540 - COIL BASKET

Jill Colbert – Instructor

3 HOURS



In this class you will learn to make a basic coil basket with wool. Students will create a unique basket using a base material and wrapping it with wool. The basket will have a wooden base. \$40 materials fee

covers the wooden base, core material, wool, and needle.

Students should bring: Everything supplied by instructor and included in materials fee.

Experience level recommended for this class: None

CLASS TIME 3 HOURS
CLASS FEE \$50
MATERIALS FEE \$40 – Payable to Instructor at class.
CLASS SIZE Limited to 20 students.

541 - THE PERFECT LITTLE FELTED BAG

Janet Falk – Instructor

3 HOURS



If you enjoy color, like getting your hands wet, and are interested in making a wonderful little felted bag, this class is for you. We'll work with a resist, decorate the wool roving with a variety of

embellishments, wet felt it, and finish it with a cord and a bead. Finished size will be about 4"x7." \$12 materials fee covers Merino roving, plastic resist, silk fibers and threads, Angelina, nibs, cord, beads, use of felting materials and tools.

Students should bring: Old hand towel, plastic bag.

Experience level recommended for this class: No felting experience necessary, but some upper body strength needed.

CLASS TIME 3 HOURS
CLASS FEE \$50
MATERIALS FEE \$12 – Payable to Instructor at class.
CLASS SIZE Limited to 10 students.

542 - STRAPPING WOOL CUFF

Jill Johnson – Instructor

3 HOURS



Combining wool felt, copper strapping and simple embroidery, you will create a fabulous original cuff bracelet. The felt will already be made so we can jump right into embroidering and beading. \$20 materials fee covers Cormo wool felt, copper strapping, beads, embroidery threads and needles.

Students should bring: A small scissors and a work light, if you like.

Experience level recommended for this class: Basic embroidery is helpful, but not necessary.

CLASS TIME 3 HOURS
CLASS FEE \$50
MATERIALS FEE \$20 – Payable to Instructor at class.
CLASS SIZE Limited to 15 students.

2017 Wonders Of Wool Fiber Arts Classes

543 - HA! FOOLED YOU!

Melissa Leapman – *Instructor*

3 HOURS



Explore interesting stitch patterns that fool the eye. In class, you'll learn how to create huge embossed cables that seem to sit on top of the fabric—with no cabling involved! Also, learn to knit beautiful faux fair-isle patterns using (yes) just one color per row. And, if you've always wanted to play with mitered squares but hate the idea of all those pesky yarn tails, come and learn an easy way to make faux ones using simple slip stitches.

Students should bring: Three homework swatches with the yarn still attached; 20 yds each of dark, medium, and light colored worsted weight yarn (solid colors); size 8 needles; cable needle or size 5 dpn; 3 medium-sized safety pins; scissors; sticky notes.

Experience level recommended for this class: Intermediate

CLASS TIME 3 HOURS

CLASS FEE \$50


MATERIALS FEE NONE

CLASS SIZE Limited to 20 students.

544 - EXPLORE YOUR CREATIVITIES AND HAVE FUN WITH BENGALA MID DYE!

Chiaki O'Brien – *Instructor*

3 HOURS



Natural Japanese dye, Bengala dyes are made from soil, 'environmentally safe' and fun to use. The dye process doesn't require hot water. You will find this to be a fun technique, just like playing with mud. Everyone will learn about the history and cultural significance of this unique dye form as they dye material that students chose. We begin with a

process of pre-fix the material. You are welcome to dye multiple items in a session (material fee will be charged accordingly). This is not a soaking dye, so be ready to knead the material as well as being creative! You can play with the material by knotting, folding, tie-dyeing. I will bring 12 colors of dye and some tools for you to play with. Let's have fun dyeing. There will be shawls, scarves, socks and t-shirts to choose from to dye and you may choose multiple items to work with. If you bring your own items to dye, the dye fee will be charged depending on the weight of the material and range between \$3 to \$10. You may purchase items to dye from the Instructor - cotton/silk scarves, cotton shawls, socks and T-shirts- and the cost of these items will range from \$10 to \$15. *Materials fees may total from \$13 to \$25 dependent on items of clothing and dyes purchased at class. Come and have fun being creative! If you have a latex allergy, this is not a good class for you as there is rubber latex in the dye.

Students should bring: Plastic bags for the dyed material to take home, towels (bigger is better) that you don't mind getting dye on and one for your hands. Aprons and gloves are optional.

Experience level recommended for this class: Any level

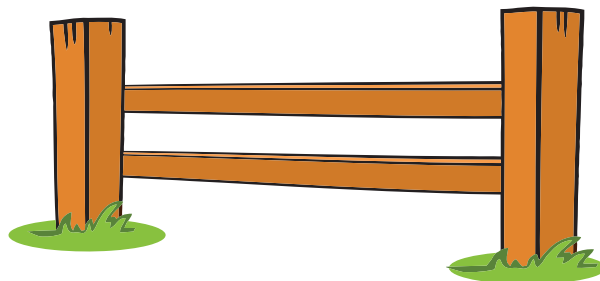

CLASS TIME 3 HOURS

CLASS FEE \$50

MATERIALS FEE \$13 - \$25 - Payable to Instructor at class.*

CLASS SIZE Limited to 12 students.


2018 Wisconsin Sheep & Wool Festival Dates: September 7-9





Susan's Fiber Shop

One Stop for All Things Fiber



Knit · Spin · Weave · Felt

www.susansfibershop.com · Columbus, WI · 888-603-4237

Meet Our Instructors

**200 Series – Thursday • 300 Series – Friday
400 Series – Saturday • 500 Series – Sunday**

Nancy Barnett – Alton, Missouri

326 – Spin With Some Bunny

Nancy has been spinning and raising sheep for 32 years and Angora rabbits for 27 years. She lives in the Missouri Ozarks and is a popular teacher in the Midwest. She has been awarded two Sustainable Agriculture Awards; including one for her Angora/wool socks.

Lynne Bergschultz – Fredonia, Wisconsin

440 – Covered In Clay

521 – Exploring Mokume Gane

Lynne Bergschultz began her career as an art educator in the public schools and 'retired' when she became a mom. She then worked for many years as a freelance illustrator and designer. About 15 years ago Lynne discovered polymer clay and since then has produced countless sets of buttons, shawl pins and jewelry. Her work has been published in national magazines and sold in galleries, shops and festivals. Lynne loves to teach and share her enthusiasm for polymer and the creative process.

Melissa G. Bohrtz – Sobieski, Wisconsin

320 – Plying For Texture: Bumps

Melissa is one half of the fiber arts duo that runs Hello Purl. She has been carding and creating textured art yarns since she began spinning in 2010. She loves to blend colors and textures in her fiber work and has been exploring all aspects of fiber arts with hand weaving and embroidery. She also loves to knit with chunky art yarns and on needles larger than US 10. In addition to her fiber arts business, Melissa enjoys spending time on her little homestead with her husband, two boys, ten chickens and four cats.

Kelly Brandt – Lake Odessa, Michigan

321 – Fingerless Gauntlets

340 – Fancy Fascinators

401 – The Fashionable Self Beading Clutch

Kelly started on her wool craft odyssey in 1975 with four horned Dorset sheep which came to her five acre homestead in Lake Odessa "just to keep the pasture down". In the spring, she fell in love with the lustrous fleece revealed by the shearer's work. She designed a queen sized picture quilt top and hand carded the filling to make her first comforter. She had so much fun with for her first project that she went looking for more things to do with her fleeces. She taught herself locker hooking, felting, and hand spinning and is still exploring knitting, crocheting, weaving and other fiber skills. Through her fiber based cottage business, Team Effort Artisans, Kelly has shown and sold fine wool craft at shows, galleries, and festivals. Her enthusiasm for sharing fiber craft and animals has led Kelly to teach spinning and felting to children and adults at festivals and schools throughout the Midwest. For examples of her work, please visit www.teameffortartisans.com. Prospective students are invited to contact her with questions about the content of her classes at kellybrandt@yahoo.com or at 616-374-7176.

Heidi Bukoski – Sand Lake, Michigan

201 – Breed Samples in Felt

322 – Glorious Gossamer Scarf

341 – Viking Knit Bracelet

502 – Stitching and Dyeing the Shibori Way

Heidi grew up in an artistic household. She learned to sew, knit and weave before going off to college to further her study of weaving and dying. Her life has been spent increasing her knowledge of different techniques. She has experimented with most fiber processes and loves to combine them to achieve her desired end. The last 15 years she has become more serious about jewelry and working with wire in various ways including making it. She conducted her first workshops in the mid 70s, took time off for family and children and now teaches throughout the Midwest.

Henry & Roy Clemes – Pinole, California

202 – Exploring the Drum Carder

301 – Drum Carding Fine Fibers

This class will be taught by the tag team of Henry and Roy Clemes. A lifelong woodworker and small business owner, Henry has been building fiber art equipment for over 45 years and drum carders for 38 years. Roy grew up in his family's woodshop and is one of the few thirty-year-olds with 25 years of experience in his field. Together they have introduced many innovations to the fiber arts community and their equipment is known for being not only thoughtfully engineered but visually pleasing and durable as well. They regularly consult and instruct spinners, felters, fiber growers, and professional fiber artists in the use of drum carders for fiber prep.

Jill Colbert – La Crescent, Minnesota

540 – Coil Basket

My name is Jill Colbert and I have a small fiber farm in Minnesota. I love fiber and creating with fiber!

Rosie Dittmann – Sturgeon Bay, Wisconsin

421 – Beginning Felting

441 – Nuno Scarf With Ink

Rosie Dittmann has been felting for over 20 years. She has taken many workshops around the country and is still learning and experimenting with this ever-evolving craft. Her latest works have incorporated handmade paper and sumi ink to felt wall hangings, vessels and scarves.

Danita Doerre – Stoddard, Wisconsin

422 – Needle Felting: Petunia Pig

As a fiber artist, ILR-SD Llama Fleece Judge, interior designer and owner of Forrest Ridge Fibers, I have been involved with fiber since my first purchase of Forrester, Llama in 1996. Since then Forrest Ridge Llamas and Alpacas houses 4 llamas, 2 alpacas and I sheep for a variety of natural, eco-friendly fibers. My specialty is needle felting soft sculptures and fiber art. The techniques I use are hand spinning, wet felting, needle felting, braiding, weaving, hand dying and dry felting to create pieces for fiber art with soft expression and depth. All of my designs are one-of-a-kind, inspired by nature and the coulee regions of Wisconsin. All fiber has a purpose and my passion is to work with a variety of fleeces while being a part of our heritage

Meet Our Instructors

culture of handcrafting with fiber. Education about fiber has been through classes at tri-county fiber studios and llama farms, Wisconsin and Kentucky Sheep and Wool Festivals, WTC Junior college, as well as Minnesota and Wisconsin llama conferences and workshops. I am a member of Three Rivers Spinning and Weaving Guild, Left Bank Art Gallery, International Llama Registry, and Midwest Llama Association. My Fiber Art Booth received the People's Choice Award at ArtSpire in La Crosse, WI 2014.

Rosie Dupuy – Bethel, Missouri

405 – Band Weaving Pick Up With Double Slot Reed

I could crochet and knit as a child but preferred knitting... lots of sewing... and beads, don't know at what age I actually started any of it but, it was always in my life. In the 60's we moved our young family to the country and soon began raising sheep, having our own fiber fit right in and along came spinning and weaving in the 70's. I began loom weaving in the early 80's and soon started giving workshops which led to teaching weaving at Carl Sandburg College in Illinois. Over time I've broken down many types of weaving to simple workshops giving them at places like Dickson Mounds Native American Museum, at major festivals like the Michigan Fiber Fest, Wisconsin Spin In, Illinois, Indiana and several fiber events in Missouri. This was my 14th year weaving in Tennessee as a historic craftsman at Dollywood's Harvest Fest in the month of October. My goal is to be a good beginning instructor and to set students off on a solid path into their weaving experience. I have not settled on any one type of weaving but go from the smallest miniatures to rag and wool rugs. In 2000 I moved from Western Illinois to NE Missouri, fenced in the yard for my llamas, so we could grow old together. And we have!

Janet Falk – Milwaukee, Wisconsin

442 – “I Felt Like Leafing” Convertible Necklace (w/Kat Feldman)

522 – Needle Felted Monarch Caterpillar Pendant

541 – The Perfect Little Felted Bag

An artist, teacher, life long learner, Jan taught K-12 art for years. In 1996, a major illness was discovered but with lots of treatments, including art therapy, good health was restored. She found her artistic voice in wet felting: making, learning, evolving. She's had work placed in juried exhibits, teaches different age groups, shows her work, and continues to learn from artists in the felting field. Her website is: www.janfalkart.com.

Ron Feld – Sheboygan, Wisconsin

523 – Carving A Leaf Pin

Ron Feld has been carving wood on and off since high school. His background includes foreman in a wood furniture factory and owner of a photography studio for thirty-plus years. He has seriously been carving for the last 20 years. Since retirement he has taken classes with ten different nationally known instructors. He is a member of the Kettle Karvers of Sheboygan County. Most recently he has been teaching elementary and youth classes, providing weekly classes at the Sheboygan Senior Activity Center for adults and instructing at the Wisconsin Sheep & Wool Festival.

Nancy Frantz – Elkhart Lake, Wisconsin

208 – Beginning Weaving On A 4-Shaft Loom (Two-Day Class)

Since 1985 Nancy has shared her love of weaving and fiber arts with hundreds of students through the Sheboygan Recreation Dept., from beginners to advanced students, ages 6 – 86! She has also presented weaving programs for various guilds and teaches during the summer at Sievers School of Fiber Arts. She has won several Merit Awards at the Sheboygan County Fair; in addition she has won various awards at WHI Annual Shows and MWA Conferences including two “Weaving for the Home” Awards of Excellence from Interweave Press. Her work has been juried into the JMK Arts Six Counties Shows. A very active member of the Sheboygan Shuttlecraft Guild, Nancy was also Co-Chair of the 2005 Midwest Weavers Conference.

Mary Germain – Shorewood, Wisconsin

302 – Estonian Mittens From The Island Of Kihnu 426 – Latvian Scallop and Braid

Mary has been a knitter most of her life, has been teaching knitting, weaving, and other fiber arts since 1983, and was owner of The Wool Works, a yarn shop in Milwaukee, from 1985-1996. Inspired by a Latvian friend, Mary published a pattern on Latvian knitting in Piecework magazine. Trips to Latvia since 2001 and Estonia since 2005 have provided Mary with more knitting inspiration. Mary has self-published several books (some together with Sandy De Master) and teaches throughout the Midwest, including at Sievers School of Fiber Arts since 1999. Farther abroad, Mary has made trips to both coasts to present classes on Latvian Mittens and other knitting topics.

Robin Goatey – Sandoval, Illinois

429 – Spindles Of The World

Robin is an award winning full time festival craftsman working Fiber Festivals in the Midwest, having recently served as Instructor at the John C. Campbell Folk School. Inspired by Tolkien's Legendarium, he started carving Ents, Wizards and Castles after reading the Hobbit four decades ago. Woodcarving, woodturning, hand built ceramics, hot and cold glass, coppersmithing, enameling, broom making, tool making, spinning & Navajo Style Weaving are current specialties. Teaching the traditional crafts is a passion. He also conducts a lively online trade in 'Heirloom Quality Hand Made Fiber Tools'.

Teresa Goatey – Sandoval, Illinois

443 – The Next Step: Plying With A Support Staff

Teresa and her husband Robin both retired from corporate-type jobs and bought a small farm in central Illinois. She has enjoyed fiber arts for most of her life: sewing since her teens, rug hooking since 1980 and spinning and weaving since 1994. Since retirement, her focus has been on expanding and improving on her fiber skills and learning to care for her flock of Finn and Shetland sheep.

Jane Grogan – Madison, Wisconsin

423 – Continuous Strand Weaving 444 – Pin Loom Weaving

Jane Grogan has been fascinated with fiber since she ran across the tales of spinning straw into gold in fairy tales. Her fascination

Meet Our Instructors

with spinning was realized in the mid 1970s. Jane started weaving on a 4-shaft table loom in 1979, but it wasn't until she acquired a 7-foot triangle loom in 1990 that she found her dream tool. The "instant" warp while you weave has provided endless hours of fascination. Jane has since added smaller size looms to her collection which are perfect for on the go projects. Jane has held workshops on continuous strand weaving technique at the Midwest Fiber and Folk Art Fair, Black Sheep Gathering, Madison Knitters' Guild Knit-In, the Wisconsin Sheep & Wool Festival, Silver Creek Alpaca Fiber on the Farm, and the Wisconsin Alpaca and Fiber Fest.

Mary Jo Harris – Madison, Wisconsin **402 – Beginning Chair Caning**

Mary Jo Harris lives in the knitting Mecca of Madison, WI. She has been a teacher all of her adult life and has formally taught knitting for the last 10 years at various sheep and wool festivals, fiber festivals, Knit-In's, Madison College, and the Wisconsin Craft Market. For the past 7 years, she has included Chair Caning classes in her teaching repertoire and has taught local classes in addition to classes at the Wisconsin Sheep & Wool Festival, Iowa Sheep and Wool Festival, Shepherd's Harvest, Missouri Fiber Retreat, and Michigan Fiber Festival. Under her designer name of Jo Harris, Mary Jo designs knitting patterns and has written a book entitled 'Double Knitting - Inside Out' which is available through Amazon or Ravelry. An active member of the Madison Knitters' Guild and an employee of the Wisconsin Craft Market, Mary Jo has an almost constant opportunity to discuss anything and everything knitting-related.

Linda Harwood – Ionia, Michigan **303 – Rug Hooking**

Linda Harwood is self taught in the early American art of rug hooking. Her skill and eye for color have brought commissions both in America and internationally. The themes, texture and color of the rural landscape emerge in her work, influenced by her family life on a sheep and cattle farm. "In my hooking I use recycled wool as well as new material and over-dye the wool for more interest. I have been hooking for over thirty years and teaching since the early 1990s." As a fiber artist Linda has enjoyed sharing her knowledge with others and her work has been seen in magazines, books and on television. Visit her web at www.harwoodhookedonewe.com.

Stefania Isaacson – St. Charles, Illinois **304 – Natural Dyes: Adding Iron – How Sad Can Be Happy!** **524 – Spinning Bulky Yarn**

Stefania has been a life-long knitter, and started spinning and dying to supply herself with "the best yarns in the world!" She got her Certificate of Excellence in Handspinning from the Handweaver's Guild of America in 1997. Since then she has opened her own business called Handspun by Stefania and taught numerous workshops dealing in natural dyes, spinning, knitting, and basket making. She has spoken about the fiber arts to numerous groups, and has appeared on Home & Garden TV as a guest on the Carol Duvall Show. She sells handspun, natural hand dyed yarns, original knitting kits using her own yarns and patterns, hand dyed roving dyed with natural dyes, and handmade baskets. She was previously a high school English

teacher, and now enjoys teaching spinning, dyeing, and knitting to fiber enthusiasts. Most recently, Stefania has authored a book on natural dyeing, titled *In Search of the Perfect Green–And Orange, Too!*

Jill Johnson – Blair, Wisconsin **542 – Strapping Wool Cuff**

Jill Johnson is the Shepherd and creative force behind RiverWinds Farm, a small farm dedicated to high quality Cormo and Bluefaced Leicester sheep and wool. Jill combines the art of wet felting, embroidery and beading to create original art pieces and wearables.

Deb Jones – Black River Falls, Wisconsin **206 – 306 – 406 – 506 – Beginning Spinning**

Deb is an enthusiastic hand spinner and teaches spinning workshops throughout the region, including at Sievers School of Fiber Arts and The Clearing. She is owner of The Fiber Garden, a year-round fiber arts school and shop that has been featured in American Small Farm, Impressions, and Positive Thinking magazines. She is also a travel consultant hosting travel tours focused on the fiber arts. For Deb it's all a means to promote fiber arts and combine her love of spinning, dyeing, teaching and country living!

Letty Klein – Kalamazoo, Michigan **207 – The Shepherd's Rug (Two-Day Class)**

Letty Klein has been making custom braided rugs from roving for almost 20 years. She has raised Karakul sheep since 1982 on Pine Lane Farm outside of Kalamazoo and has judged sheep and fleece shows all across the country. She is on the Michigan Sheep Breeders Association Board of Directors. A graduate of Michigan State University, with a degree in Microbiology, she is a retired research scientist from Upjohn/Pfizer Animal Health. She has a regular column in the Black Sheep Newsletter. Along with co-author Ann Brown they have conducted rug braiding workshops all across the country since their book "The Shepherd's Rug - a braided wool rug from roving" was published in 2006.

Kathy Krause – Clintonville, Wisconsin **445 – Taking The Ghastly Out Of Gauge** **525 – Vintage Wool Appliqué Boxes**

The Krause's started the family's llama farm, Pine Knoll Llamas located in Clintonville, back in 1988. Her passion for fiber started with a llama outing where Kathy saw llama fiber being combed. An "internal switch" was flipped on that she says changed her life forever! She now shears around 30 llamas a year and processes her own wools/fibers. Kathy states that she loves every aspect of wool and all levels of processing, saying "There's no greater joy than to take a fleece and to work with it to see the finished product." She is one of the founders of "fiber thing," an event that was held annually in Shawano, Wisconsin and still remains a committee member of the current "fiber thing" event now called "Winter Weekend Warm-up". Kathy, and her husband Dick, have opened a retail yarn/spinning shop called The Copper Llama. The shop is located on their property in an old restored 1300 sq. ft. shed which offers a full line of yarns and accessories, rovings and fibers for the knitter/spinner/felter. Kathy is also a member of the Shawano Knitting Guild and Saxony Spinners.

Meet Our Instructors

Bev Larson – Lafayette, Indiana

203 – My Little Hen Basket

342 – Broom Making Primer

503 – Spinners Dream

Bev has been weaving since 1988 and teaching since 1999. She loves to share the joy of basket weaving with those around her and has done so by teaching in Indiana, Illinois, Kentucky, Michigan, New Mexico, North Carolina, Oklahoma, Wisconsin, and the Caribbean on the Basket Weaving Cruises. Making basket weaving fun, relaxing, and inspiring is her goal. In 2003 she won the Eiteljorg Museums Weavers Challenge and in 2009 added broom making as an outshoot of weaving and it too is now a passion. In 2016 she received the honor of becoming an Indian Artisan in both basketry and broom making.

Kate Larson – Alexandria, Indiana

305 – Gradient Yarns: A Spinner's Study In Shifting Shades

424 – Spinning A Sound Singles Yarn

446 – All About Locks

Kate Larson loves using fiber arts as a bridge between her passions for art and agriculture. Her fiber journey has led her to a degree in soil chemistry, travels through northern Europe in search of textile traditions, and back to the farm where her family has lived for six generations. She keeps an ever-growing flock of Border Leicester sheep and teaches handspinning and knitting regularly in central Indiana and around the country. Kate is the author of *The Practical Spinner's Guide: Wool* (Interweave, 2015) and several videos, including *How to Make Yarn to Knit* (Interweave, 2016). Her articles and designs have appeared in *Spin-Off Magazine*, *Jane Austen Knits*, *Enchanted Knits*, *Knitting Sweaters from Around the World*, and more. Follow her woolly adventures at KateLarsonTextiles.com.

Melissa Leapman – New York City, New York

425 – Celtic Cables

447 – Crazy Cool Cables

526 – Stashbuster Magic

543 – Ha! Fooled You!

With over 1000 designs in print, Melissa Leapman is one of the most widely-published American crochet and knit designers at work today. As a freelance designer, she's worked with leading ready-to-wear design houses in New York City. Top yarn companies commission Melissa to create designs promoting their new and existing yarns each season; her popular patterns and name recognition help them sell yarn. Leapman is the author of several bestselling knit and crochet books, including *Cables Untangled*, *Mastering Color Knitting*, and *Knitting the Perfect Fit* (all published by Random House). She is the author of *The Knit Stitch Pattern Handbook* (Random House/Potter Craft, 2013), a comprehensive knitting stitch dictionary, includes favorite patterns gathered over her more than 25 years in the industry. It's the go-to book for professionals and lay persons alike. Two crochet books launched in 2016: Melissa Leapman's *Indispensible Stitch Collection for Crocheters and Designer Crochet Accessories*. In February 2017, her largest and most important work to date, 6000+ *Pullover Possibilities* was released. This book offers interchangeable sweater pieces to allow the reader to knit customized women's sweaters in nearly any gauge and in nearly every size. Melissa has been a featured

guest on numerous television shows, is the host of several Leisure Arts knitting and crocheting DVDs, and has written many crochet and knit leaflets for Leisure Arts and Annie's. Additionally, her designs are popular on web-based venues such as Craftsby, Ravelry, and Mainly Crochet. Nationally, her workshops are popular with crafters of all levels. She teaches at every major knitting and crochet event, including STITCHES, VKLive, and the CGOA/TKGA shows, as well as at nearly every TNNA industry trade show for the past twelve years. Additionally, she has appeared at hundreds of yarn shops and local guild events across the country, working approximately 25 events every year, including one or two knit/crochet cruises. To keep up with Leapman and her designs, and to have a sneak peek into her world, "like" her page on Facebook and join her fan group on Ravelry.com (Melissa Leapman Rocks). Leapman has just launched several Craftsby classes. Sign up to get Melissa's personal attention as you learn—and master—new techniques!

Jillian Moreno – Ann Arbor, Michigan

204 – Yarnitecture: Building Exactly The Yarn Want

343 – Twist & Ply: The Difference Ply and Twist Direction Make To Your Knitting

428 – Cheaper By The Dozen: Twelve Ways To Spin Variegated Top

448 – Fractal Folic: Exploring Fractal Spinning

Jillian Moreno, author of *Yarnitecture: A Knitter's Guide to Spinning: Building Exactly the Yarn You Want*, loves to spin yarn and knit, weave and stitch with it. She enthusiastically encourages her students and readers to feel confidence and joy making and using their handspun. She can't stop writing and teaching about spinning, wool, yarn and making things. If you can't find her in person you can find her in her best-selling Craftsby class, *Ply to Knit* and several *Interweave* spinning videos. Jillian is the editor of *Knittyspin*, writes and designs regularly for *PLY Magazine* and *Spin Off Magazine*. When she isn't traveling to teach, she can be found wantonly basking in her stash in Ann Arbor, Michigan. Keep up with her fiber exploits at jillianmoreno.com.

Chiaki O'Brien – Chaska, Minnesota

346 – Saori Weaving – Discover Yourself!

420 – Saori Weaving – Discover Yourself!

527 – This Pole-Wrapped Coral Reef Shibori w/ Bengala Dye

544 – Explore Your Creativities and Have Fun w/ Bengala Mid Dye

Chiaki O'Brien is a SAORI Leader Committee Certificate Recipient. She graduated from the SAORI one-year course and worked at the SAORI head office in Japan until moving to Minnesota in 2004. She teaches at fiber festivals in Minnesota, Wisconsin, Michigan, Iowa, and South Dakota every year and is a teaching artist for The Textile Center (Minnesota), the Weavers Guild of Minnesota, and others. She taught at the Midwest Weavers Conference 2015 in St. Paul and the Michigan League of Handweavers Conference in 2015. She was a resident artist of the Blake School (Private school in Minnesota) in the 2015-16 school year and has taught Pre-K through 12th grade levels. Also a teacher of Bengala Mud Dye techniques, Chiaki received the Jerome Fiber Artists Project Grant in 2012 and went to Japan to study Bengala Dye. She enjoys teaching both SAORI and Bengala Dye to people of any age and ability!

Meet Our Instructors

Esther Peregrine – Philo, Illinois

323 – *Silk Reeling Basics*

344 – *Making Mawatas (Hankies and Caps) From Silk Cocoons*

Esther started knitting in 4-H and from there went on to spin and weave just about every fiber available. She began raising silkworms about 10 years ago and fell in love with the whole process of watching the silkworms spin their cocoons and then processing the cocoons into yarn or thread and ultimately into a finished silk scarf or shirt. She has demonstrated silk reeling at schools and museums and has taught workshops on both silk reeling and making silk mawatas (hankies and caps).

Mary Scott – Serendipity Farm's Studio – Leesburg, Florida

307 – *Weaving On A Bead Weaving Loom*

407 – *Dyeing With Mushrooms (Two-Day Class)*

Mary Scott is an avid fiberholic! After a very successful career in public education and teaching student teachers, her son's "4-H project gone amuck" took over her life! She had one of the largest wool flocks in Virginia for many years and was the weaver at George Washington's Mount Vernon for eight. She was the weaver at the State Fair of Virginia and demonstrated fiber production at many other venues. When the farm was downsized, she taught classes at the Suffolk Center for Cultural Arts in Suffolk, Virginia for 10 years, as well as at her own studio. Mary has been teaching fiber-related classes for over 30 years and is the owner of Serendipity Farm's Studio, newly relocated in Florida. Her interest in dyeing has lead to cultural experiences with members of an international organization devoted to experimentation and educated study of mushrooms that produce color for dye.

Nancy Shroyer – Cary, North Carolina

324 – *The Other Colorwork – Mosaic Knitting*

345 – *Fair Isle Knitting 101*

403 – *How To Select Color Palettes*

504 – *PA German/Scandinavian Band Weaving, Plain and Pick Up*

Nancy Shroyer knits, spins, weaves, dyes, designs, teaches, and invents in Cary, NC. As the founder and President of Nancy's Knit Knacks LLC, Nancy, along with a select team, designs and develops a line of tools and winding equipment for yarn shops, fiber artists and producers. Nancy personally invented 15+ tools for knitters and spinners. She is a free lance book writer and designer and has 2 published books as well as over 30 patterns published by a variety of magazines and books. Nancy is also a co-host for a retreat for 60 fiber enthusiasts.

Amy Tyler – Interlochen, Michigan

308 – *Woolen-Worsted Continuum*

404 – *Blending Board: Basic and More*

501 – *Blending Board: Basic and More*

Amy's formal training was in modern dance, kinesiology, and physiology. She then taught physical therapy students about critical inquiry, evidence-based practice, and research design. A dozen years ago she left the academic life to pursue fiber arts. Now she teaches spinning and knitting at venues across the country and is well known for her animated and engaging teaching style. She has published articles in Spin-Off and PLY

Magazine. Her art and science backgrounds give her a keen understanding of learning movement skills, composition, pattern recognition, and systematic exploration. The result is her focus on spinning and knitting technique, texture, three-dimensional structure, and knit designs that exploit handspinning techniques. You can find out more about her work on her website, <http://www.stonesockfibers.com> and on her blog, <http://stonesockblog.blogspot.com>.

Becky Utecht – Ogilvie, Minnesota

505 – *Cobweb Felt Floor Lamp*

Becky Utecht is a fiber artist living in rural Ogilvie, MN. Her flock of sheep provides the raw materials she uses to create felt artwork, clothing, humane sheepskins (felt pelts), handspun yarn and handknit items. Her work has won awards in fine art and fiber venues. She enjoys teaching fast-paced, fun fiber art classes regionally and in her outdoor studio in the woods. She operates River Oaks Farm Studio, www.riveroakssheep.com.

Diana Armes Wallace – Alton, Missouri

427 – *Blending Fibers With A Hackle*

507 – *24 Colors From One Cochineal Dye Pot*

Loving the properties of Icelandic wool, Mohair & Angora fibers, Diana continues to mix and create all sorts of fibery things. She enjoys using Old World processing tools; Viking Combs and Hackles are a mainstay in her life of fiber processing. Collecting and growing natural dye stuffs on the farm rounds out her menagerie of playful fibery products.

Emily Wohlscheid – Battle Creek, Michigan

205 – *Spin & Create: Handspun Wirecore Jewelry*

325 – *Tweed: Blend & Spin*

Emily has loved fiber, jewelry, and sparkly things since she can remember. After receiving her BFA from Adrian College where she studied metalsmithing and textile techniques, she learned to spin as a way to get back in the classroom. She now creates hand crafted jewelry and hand dyed fiber goods for her business, Bricolage Studios, and teaches classes and workshops both locally and throughout the United States in spinning, fiber blending, and jewelry/metalsmithing. Emily works from a cooperative fiber studio in Kalamazoo, Michigan where she enjoys the camaraderie of her studio mates and the occasional pint from the attached brewery.



PASKEY SUFFOLKS

Quality Suffolk Sheep

Certified Scrapie Free Flock – Export Certified

FOR SALE

**Breeding stock, lamb pelts
and roving**

Shelby, Scott & Lisa Paskey
5213 County Highway TT
Cottage Grove, Wisconsin 53527
(608) 837-3725

Wisconsin Wool Works!

WISCONSIN STATE FAIR

August 3-13

WISCONSIN
SHEEP & WOOL FESTIVAL
Sept. 8-10

Grassroots Promotion of Wisconsin Fiber Artists

The Wisconsin Wool Works! is a function of the Wisconsin Sheep Breeders Cooperative, promoting the wool industry and providing a sales outlet for fiber artists and businesses.

YORKSHIRE ROSE FARM

Pedigree Romney Sheep
(Natural & Colored)

ROMNEY & SAMM BREEDING STOCK

Yarn / Roving / Hides / Freezer Lambs

Rambouillet (Merino type), Tunis & X-Breed Fleeces

**Come see us in the Country Store
West Barn
Booths 719-720**

Vibrant Colored Hand Dyed Yarns
Gorgeous Sheepskins

FROM OUR FLOCK WITH PRIDE

David & Carole Pine
608-469-0790

www.yorkshirerosefarm.com
email: yorkshirerosefarm@gmail.com

American

A Publication for Diversified Livestock
Livestock Magazine, LLC

**Spreading Diversity...
One Breed at a Time!**



**Be a part of the largest
diversified publication on the
market! Get outside your own
industry, reach those in
multiple livestock
communities, and be apart of
our growing fiber section.**

Call us today!

*In the need of a logo, business cards,
banners, brochures, or catalogs? Call today
for your next printing project...we are more
than just a magazine.*

888-439-2748

www.americanlive.com

Wooly U — A Sheep & Fiber Camp for Kids!

Saturday

An all-day sheep and fiber camp for KIDS 8-16 years of age!

Spend a day at the festival learning several different ways to work with wool. We will do a major project and then some smaller ones that can incorporate different skills to make things from wool. An attempt is made each year to try something new in case you have been here another year so you can add to your repertoire of fun and interesting ways to use wool, in its many forms. We will also visit the newborn lamb display, watch sheep shearing, see some unusual breeds of sheep and get a lesson in Wisconsin's rural history. In addition, you'll be able to customize your own *Wooly U* Camp T-shirt, get your "diploma" and handouts.

Camp begins at 9:00 a.m. on Saturday and will end at 4:00 p.m. We will start the day's activities in the Wonders of Wool Building 1 (see map of Fair Park). Cost is \$55 per student. You will need to bring a bag lunch, but we will furnish bottled water and packaged snacks during the day. Wear clothes that are suitable for the weather. All supplies are furnished.

Please note: We will need parental/guardian contact information for the day, as well as any specific information that we need to know about a student. The Instructors **MUST** be able to contact a parent or guardian in the event of an emergency.

REGISTER ONLINE BY AUGUST 15
www.wisconsinssheepandwoolfestival.com

HOW TO REGISTER

- Go to www.wisconsinssheepandwoolfestival.com Click on **CLASSES**, then on **WOOLY U**.
- Click on the **REGISTER NOW** button below. (A new tab will open

Pre-registration Required!

- at Showworks. All registrations/payments are handled by ShoWorks.)
- Once at ShoWorks, you will need to **CREATE AN ACCOUNT** (user name and password). If you have already created an account, you will need to login to your account to place an **ORDER**.
- Find the type of entry/order you wish to place. **Select Division 800** (\$55 per student. Includes admission to festival for children 8 and above. 8 and under are free.) No walk-ins.
- **ORDER** - Once you have an entry in your shopping cart, you can save your progress and return at a later time. Returning users can sign in with user name and password.
- **PAYMENT** - No saved registrations can be guaranteed unless payment is made. Payment must be made by credit card at the end of the registration process through our secure online system.
- When you are finished registering, you'll receive an email confirmation. **PRINT YOUR ORDER** in case your email confirmation does not go through. If you forget to print your order, or entered an incorrect email address, ShoWorks stores your order in your profile. You may reprint it at anytime.

Limited to 25 students – No walk-ins.

HELP – If you need assistance or are having difficulty registering, please email the Festival Office anytime at wisbc@centurytel.net or call the Festival Office weekdays after 5:00 p.m. at 608 868-2505.

PRINT YOUR ORDER – Print and **SAVE** your completed order when you are done registering, even though you will be sent a confirmation email.



KNIT • CROCHET • SPIN

5626 BROAD ST. | GREENDALE, WI | (414) 235-4746

WWW.WOOLANDCOTTONCO.COM

Walk and Knit Relay Challenge

Saturday – 4:30 PM (See Map)



This Walk and Knit event was inspired by a similar team-relay race that takes place in Estonia, known there as Käi ja Koo. Join together with your friends (teams of four) in this friendly, fun, fast-paced, walking and knitting event. OR sign up individually and we will put a team together for you. Proceeds from this event will support youth activities related to wool. If you can't walk and chew gum at the same time, come and watch as teams take on the challenge of knitting while walking, and cheer on your favorite team.

Walk and Knit Rules:

- Each team will have one knitting project to work. The yarn ball is kept in a knitting project bag, hanging on the competitor's wrist. The bag and knitting will be handed over from one team member to another at the end of each lap, as in a relay race.
- Each team member walks one lap about 100 yards long, while knitting in stockinette stitch on circular needles.
- Points will be given to each team based on the number of stitches knit (higher number of stitches = more points) and the time to finish the course (faster time = more points), and points will be subtracted for errors (dropped stitches, etc). The team with the most points wins.
- Teams will be composed of four members (at the discretion of the judges, teams with fewer members may participate and individual members may walk more than one lap so that a total of four laps are completed by each team)
- Supplies (yarn, circular needles, knitting project bags) will be provided by organizers.
- All team members must report to Walk & Knit Way (the road just south of WOW Classes Bldg #1) between 4:00-4:15 on Saturday. The event will take place on Walk & Knit Way beginning at 4:30 pm.
- Before the start, each team's knitting project will be prepared, with 100 stitches cast on and the first four rounds knit using sport-weight yarn and size 5 circular needles.
- The race is taking place on an asphalt surface. Please wear suitable footwear and be aware that knitting needles can be hazardous. Festival and organizers are not liable for injuries.

OUR SPONSORS!

Sincere thanks to the following sponsors and supporters! 2 Guys Yarn Company, Arachne Spinners Guild, Blackberry Ridge Woolen Mill, Bleating Heart Haven, Enchanted Meadows Alpacas, Ewesful Gifts,

Ewetopia, Fiberwood Studio, Fiddlehead Yarns, Hearthside Fibers, Hidden Valley Farms & Woolen Mill, A Hundred Ravens, Iris Fine Yarns, Jenny Blasen Pottery, Kaleidoscope Fibers, Knit Baah Purl, knitch, Knitcircus Studio, Knitter's Journey, Knitter's Treat, Knitting Knook, Knitting Notions, The Knitting Tree, Madison Knitting Guild, Needles 'n Pins Yarn Shoppe, Ogle Design, River's Edge Fiber Arts, Shady Haven's Fiber Designs, Sievers School of Fiber Arts, Sophie's Toes, The Sow's Ear, Spry Whimsy Fiber Arts, Studio S Fiber Arts, Sun Valley Fibers, Susan's Fiber Shop, Theodora's Pearls, and The Wool & Cotton Co.

REGISTRATION DEADLINE – AUGUST 15

Walk-Ins MAY be accepted (or may not be able to be accommodated). Those persons registering as an individual will be assigned to teams by the organizers. No refunds given for cancellations. Contact Mary Germain with questions at mgermain55@gmail.com or 414-964-7746.

If you do not have an account, you will need to create one. Registration does not include admission to the Festival. *If registering for a team, only ONE team member should register!*

HOW TO REGISTER

- On the homepage, click on **COMPETITIONS**
- Then click on **WALK & KNIT**
- Click on **REGISTER HERE**. You'll be taken to a program called ShoWorks. All registrations and payments are handled by ShoWorks.
- If you do not have one, you will need to **CREATE AN ACCOUNT** (user name and password).
- To register a **TEAM** (4-persons) Click on **700 Registration \$20 per team**
- To register an **INDIVIDUAL** Click on **701 Registration \$10 per individual**
- **ORDER** - Once you have an entry in your shopping cart, you can save your progress and return at a later time. Returning users can sign in with user name and password.
- **NOTE** - *You cannot sign up twice for a Walk & Knit Team or Individual under the same account.*
- You may continue to register for fiber arts classes, enter sheep, order dinner tickets, etc.
- **PAYMENT** - No saved registrations can be guaranteed unless payment is made. Payment must be made by credit card at the end of the registration process through the ShoWorks secure online system.

When you are finished registering, you'll receive an email confirmation. However, **PRINT AND SAVE YOUR ORDER** in case your email confirmation does not go through.

HELP

If you need assistance or are having difficulty registering, please email the Festival Office anytime at wisbc@centurytel.net or call the Festival Office weekdays after 5:00 p.m. at 608 868-2505.

FAIRGROUNDS PARKING – USE GATE 1

Design Challenge Competition!

Sunday – Wonders of Wool Building 1

Make a Statement – Naturally!

Unleash your inner fashion design skills and enter the Wisconsin Sheep & Wool Festival Design Challenge Competition! Clothing and accessory entries *must be original designs*, and can be woven, crocheted, felted or knitted, and the material can be *any natural fiber*. (All finished entries must be a minimum of 75% natural materials.)

Open to all. Grand prize is \$100, sponsored by *Wool, Warp & Wheel*, Richmond, IL. (Booths 778-782 Country Store-East). Second and third place winners will receive gift certificates worth \$40 and \$25 respectively from the Wisconsin Sheep & Wool Festival. Do not enter items that have been entered in previous years.

NEW! MSSBA Entries: The top-placing Shetland handmade entry submitted by a member of the Midwest Shetland Sheep Breeders Association (MSSBA) will receive a rosette supplied by that organization. Please indicate MSSBA membership on the entry form when submitting entries.

Contestants may bring entries to the Wonders of Wool Building I (WOW I), Friday: 12:00 – 5:00, Saturday: 8:00 – 5:00. Please, one entry per form. Make copies as necessary.

Each individual entry, along with a \$5 entry fee, must be identified with the following printed information:

1. Name of person entering garment or accessory; complete address, telephone/email address of contestant;
2. Full description of the item(s) entered;
3. Natural fiber(s) utilized in construction of entry
4. A brief statement describing the inspiration for your entry.
5. Questions, contact Lisa Shuppe (lshuppe@yahoo.com) 262 573-3110.

Judging will take place in the Wonders of Wool Building 1, beginning at 9:00 a.m. Sunday. Judging is open to the public, but **please, no talking or questions during the judging phase**. Results will be posted and entries open to viewing during check-in/registration hours and upon completion of judging. All entries will remain on viewing until 3:00. Entries may be picked up from 3:00 – 3:30 p.m. All entries must be picked up and signed out by 3:30 p.m.

Open to residents of any state. Wisconsin Make It With Wool contestants are encouraged to enter, however, this competition is not affiliated with the national or Wisconsin MIWW competition.

Adult and Youth Design Challenge Competition Entry Form

One Form Per Entry

Entry MUST be an original design!

Bring completed entry form, entry fees and entry to the Wonders of Wool Building I

Check-in Hours: Friday Noon – 5:00; Saturday 8:00 – 5:00

AGE _____ (As of January 1, current year – Youth Entries Only)

Name _____

Address _____

City _____ State _____ Zip _____

Email _____

Phone _____ MSSBA Member? YES

Youth Design Challenge Entry Fee - \$3 Per Entry • Adult Design Challenge Entry Fee - \$5 Per Entry

FULL DESCRIPTION OF ENTRY (*One entry per form please!*)

NATURAL FIBER USED IN CONTRUCTION

INSPIRATION FOR ENTRY

New this year!

YOUTH Design Challenge Competition!

Sunday – Wonders of Wool Building 1

Make a Statement – Naturally!

Unleash your inner fashion design skills and enter the Wisconsin Sheep & Wool Festival YOUTH Design Challenge Competition! Clothing and accessory entries must be original designs, and can be woven, crocheted, felted or knitted, and the material can be any natural fiber. (All finished entries must be a minimum of 75% natural materials.)

AGE CATEGORIES (As of January 1, current year)

CLASS 1 - Ages 5-11

CLASS 2 - Ages 12-17

Class 1 – First place \$30, Second Place \$25

Class 2 – First Place \$40, Second Place \$30

Prizes sponsored by The Scarf Connection, Steve and Erin Whalen, Whitewater, WI (Booths 668-669 Country Store East).

Contestants may bring entries to the Wonders of Wool Building I (WOW I), Friday: 12:00 – 5:00, Saturday: 8:00 – 5:00. Please, one entry per form. Make copies as necessary. Each individual entry, along with a **\$3 entry fee**, must be identified with the following printed information:

1. Name of person entering garment or accessory; complete address, telephone/email address of contestant;
2. Full description of the item(s) entered;
3. Natural fiber(s) utilized in construction of entry
4. A brief statement describing the inspiration for your entry.
5. Questions, contact Lisa Shuppe (lshuppe@yahoo.com) 262 573-3110.

Judging will take place in the Wonders of Wool Building 1, beginning at 9:00 a.m. Sunday. Judging is open to the public, **but please, no talking or questions during the judging phase.** Results will be posted and entries open to viewing during check-in/registration hours and upon completion of judging. All entries will remain on viewing until 3:00. Entries may be picked up from 3:00 – 3:30 p.m. All entries must be picked up and signed out by 3:30 p.m.

Open to residents of any state. Wisconsin Make It With Wool contestants are encouraged to enter, however, this competition is not affiliated with the national or Wisconsin MIWW competition.

YOU'RE INVITED to a HARVEST DINNER!

Wisconsin Sheep & Wool Festival

**Saturday – September 9
5:30 – 7:30 p.m.**

Activity Center

Activity Center remains open until 8:00

\$20 per person • Tickets limited



American Lamb and condiments

Spicy Lamb Meatballs,
Cabbage Salad, Potato,
Steamed Vegetables,
Rolls & Butter
Raspberry Layer Cake,
Frosted Layer Cake,
Iced Tea, Milk & Lemonade

Tickets available at:

www.wisconsinssheepandwoolfestival.com

Special Events

or at Registration

Sponsored by

THE WISCONSIN SHEEP BREEDERS COOPERATIVE

608 868-2505 (after 5:00 p.m.)

wisbc@centurytel.net

Open & MSSBA Shetland Handspun Skein Competition

Sunday – Wonders of Wool Building 1

CHECK-IN: Wonders of Wool Building 1
Friday: 12:00 – 5:00 Saturday: 8:00 – 5:00

JUDGING: Sunday - 9:00 a.m. Wonders of Wool Building 1

CATEGORY: (circle appropriate category on registration form)
I - Shetland • II - Other (list Fiber – Wool, Alpaca, etc)

CLASSES: 1: *Children, age 11 and under**
2: Youth, age 12 – 17
3: Beginner Adult, less than one year experience
4: Experienced Adult, 1 to 2 years experience
5: Advanced, have won a first place award in any skein competition or teach (or have taught) spinning
6: *Just for FUN, exhibit only, not judged**
7: Drop Spindle, 1 – 2 yrs experience
8: Drop Spindle, 3 yrs and up experience
**See below for entry fee and premium exceptions.*

LOTS: A: Fine
B: Medium
C: Bulk
D: Novelty: must be at least 50 % natural fiber (List Fibers, i.e., Dog/Cat/Alpaca/etc)
E: Other Fibers (i.e., Bison, Flax, cotton, etc)

CRITERIA: Skeins judged on a point system. Points based on following criteria:
1. Fiber Preparation/Cleanliness
2. Spinning Technique
3. Skill (Difficulty)
4. Finishing,
5. Appropriateness for intended use.
6. Sample swatch included

Entries open to public viewing during registration, during check-in hours and at completion of judging until 3:00 Sunday. All entries must be picked up between 3:00 – 3:30 on Sunday. Judging open to the public, but please, **no questions or talking during the judging phase. Thank you!**

ENTRY FEE, RULES & INSTRUCTIONS:

\$3.00 per skein entry fee, **except* for Classes 1 & 6, for which there are no entry fees. Use catalog or downloadable on-line form. Entries must be filled out completely when entrant registers or the entry will be disqualified. Judge and/or skein superintendant reserve the right to give awards to quality skeins only, move skeins to appropriate categories, split, close or combine classes.

1. All work must be that of the entrant.
2. Skeins entered must have been completed since the previous Wisconsin Sheep & Wool Festival
3. Skeins must be TWO or more ounces in weight (attached swatch can be added to weight)
4. Skeins must be wound on a TWO-YARD niddy-noddy
5. All entries must be gently figure-eight tied in four places. Do not twist into a tight skein but leave hanging loosely.
6. ALL skeins MUST have a 3"x3", no larger than 4"x4" swatch attached to the skein. Swatches can be Crochet, Knit, Woven, or other method showing the yarn in a finished example. Points will be deducted for skeins not having the required swatch.
7. The Wisconsin Sheep & Wool Festival, LLC assumes no liability for lost, stolen, or damaged entries.
8. Questions, contact Lisa Shuppe 262 573-3110 email LShuppe@yahoo.com

AWARDS: 1. Ribbon award to 1st and 2nd places in Classes: 2, 3, 4, 5, 7 and 8 (all lots and categories)
2. Monetary award to 1st and 2nd places in Classes: 3, 4, 5, 7 and 8 (all lots and categories)
3. Achievement Certificate awarded to all categories, classes and lots.
4. All 1st and 2nd place monetary award winners will be combined for a single Best in Show Award.

PREMIUMS: First Place - \$10.00 Second Place - \$5.00 Best in Show - \$25.00

Open & MSSBA Handspun Skein Competition

ENTRY FORM

(Make copies as necessary)

One Skein per Entry Form - \$3.00 Fee per Entry

No entry fee for Classes 1 and 6.

Please print clearly – Thank you!

**Bring completed entry form, along with entry fees, along with skein and swatch to
WONDERS OF WOOL BUILDING 1**

Check-in hours:

Friday 12:00 – 5:00 • Saturday 8:00 – 5:00

Skein must have been completed AFTER January 1 of competition year.

Name _____

Address _____

Email _____

Phone _____

Intended Use of Skein _____

Category (Circle or List) Shetland _____ Other (Wool, Alpaca, list fiber) _____

Class _____ Lot _____

(See Skein Competition for Class and Lot information.)

Entry forms not completed will be disqualified. • Points deducted for non-compliance of swatch attachment.

BRING YOUR FIBER TO OUR BOOTH AND GET FREE RETURN SHIPPING!

Custom Processing

- Skirting
- Washing
- Carding
- Blending
- Pin Drafting
- Spinning
- Dyeing



Value-Added Products

- Roving
- Batts
- Bumps
- Clouds
- Pin Drafted Sliver
- Semi-worsted Yarn
- Core Spun Rug Yarn



Round Barn Fiber

help@roundbarnfiber.com

815-201-1800

WWW.ROUND BARN FIBER.COM

Wisconsin Sheep & Wool Festival • 51

All About — Make It With Wool

Who Can Enter? (Ages as of 1/1/17)

Preteens	Age 12 and under
Juniors	Ages 13-16
Seniors	Ages 17-24
Adults	25 and older
Novelty Item	Any age

What Can I Enter?

One-Piece Garment: Dress, jumper, jacket, coat or cape

Two-Piece Garment: Coat, jacket, cape, blouse/shirt, vest or sweater *With....* Dress, jumper, skirt, pants or shorts

Ensemble: 3 or more garments worn together at one time

Novelty: See Novelty Contest for details

What Fabrics/Yarns Can I Use?

Fabric and yarn requirements are 100% wool, or wool-blend (minimum 60% wool or specialty fiber) for each fashion fabric or yarn used. Specialty fibers include mohair, cashmere, alpaca, camel, llama and vicuna. The entire garment made must be 60 % wool.

IMPORTANT: Test your fabric prior to construction of your garment.

Send 5"X 5" samples to the State Director along with **\$8.00 per swatch**. These will be sent to the Yocum-McColl Testing Lab for testing.

Once your fiber passes fiber content testing at the lab, it will be certified to be used in the contest.

Swatches sent with entry forms must be received four weeks prior to the contest to allow for wool testing.

What Are the Judging Criteria?

- Appropriateness to contestant's lifestyle
- Coordination of fabric/yarn with garment style and design
- Contestant's preparation
- Construction quality
- Creativity
- Judging is private and decisions are final.

How Do I Enter?

Complete an official entry form for each entry. Each entry requires a \$12.00 National fee and a \$15.00 Wisconsin fee. Entry fees are non-refundable. Entry forms for the garment contest and the Wisconsin Novelty contest are included in this catalog and also on the Wisconsin Sheep and Wool Festival website. Further information is available from the State Director or at UWEX offices.

Are There Prizes?

Preteens receive up to 3 placings in state competition, but do not advance to national finals. Juniors and seniors advance to national competition. Scholarships of \$1000 and \$2000 are awarded at a national level. The Wisconsin Adult Winner

receives a cash award. Novelty items receive cash awards but do not advance. Sewing machine, wool fabric, notions, equipment and other prizes are awarded at both the state and national competitions.

Open to Wisconsin residents. Age as of January 1, 2017. Preteens, junior, senior and adult contestants must select, construct and model their own garments. All garments entered in competition must have been completed after January 1, 2017. Make It With Wool is for anyone interested in sewing and fashion design using wool or wool blend fabrics, knitted, crocheted or woven clothing or accessories. Across the U.S. junior and senior contestants compete in state competitions, with the top entries competing in the National Competition in San Antonio, TX in February 1-3, 2018. Wisconsin does not have district competition. Contact State Director Wynn Wittkopf, 262-370-1433 or jwwittkopf@core.com for additional information.



*All
American
Fibers*

Custom Fiber Processing

No Minimum Required

We offer:

Washing, Carding, Batts, Roving
Drafted Fiber, and Yarn

Visit our Website at:

allamericanfibers.com

Annette & Mike Crouse

12307 W IL Route 173 Unit A

Hebron, IL 60034

847-902-7802

2017 Make It With Wool

Wisconsin State Competition
Entry Deadline – August 15

Competition Schedule Saturday – September 9th Activity Center

8:00 – 9:00 a.m.	Registration Activity Center Lobby <i>Pictures of contestants taken</i>
9:00 – 11:00 a.m.	Judging
11:00	Construction Judging Begins (Free time for contestants)
12:00 p.m.	Lunch
1:00 p.m.	Style Show Practice Activity Center Stage
2:00 p.m.	Best of Wisconsin Style Show & Presentation of Awards Activity Center Stage

Official Entry Forms
must be submitted to State Director by
AUGUST 15th

Wisconsin Make It With Wool
State Director Wynn Wittkopf
N35 W29202 North Shore Drive
Pewaukee, WI 53072
Phone: 262-370-1433
Email: jwwittkopf@core.com

“Sewing With Nancy” Construction Awards for 2017!

Sewing With Nancy, the popular PBS television show starring Nancy Zieman, will sponsor two sewing construction awards at the 2017 Make It With Wool contest. Two \$100.00 cash awards will be presented to the Best Constructed Garment. Rules and entry forms for the MIWW competition can be found under Make It With Wool on the Wisconsin Sheep and Wool Festival website (www.wisconsinssheepandwoolfestival.com) or on the Wisconsin Sheep Breeders Cooperative website (www.wisbc.com). For additional information, contact MIWW State Director Wynn Wittkopf at jwwittkopf@core.com or 262-370-1433.



Make It With Wool — Novelty Contest

Entry Deadline – August 15

CONTEST CLASSES

Class A: Novelty Items for Youth (Ages 18 & under)

Class B: Novelty Items for Adults

Class A: Novelty Items for Youth (Ages 18 & under)

1. Novelty items include, but not limited to: Slippers, purse, scarf, shawl, hat, mittens, & rug
2. Items may be knitted, crocheted, woven or felted
3. Yarn, fabric, or fibers must be at least 60% wool or specialty wool fibers including mohair, cashmere, alpaca, camel, llama, or vicuna.

Class B: Novelty Items for Adults

1. Novelty items include, but not limited to: Slippers, purse, scarf, shawl, hat, mittens, rugs, etc.
2. Items may be knitted, crocheted, woven or felted
3. Yarn, fabric, or fibers must be at least 60% wool or specialty wool fibers including mohair, cashmere, alpaca, camel, llama, or vicuna.

**To enter, please complete the MIWW Novelty
Entry Form found in this catalog.**



Tickets are now available for the Make It With Wool Quilt Raffle. The lucky winner will take home this beautiful quilt made by Carol Battenberg, Johnson Creek; Wynn Wittkopf, Pewaukee and Jolene Massuch, Watertown. Raffle tickets will be available for sale at numerous sheep and fiber events across Wisconsin and are only \$1 for a single ticket, \$5 for six and \$10 for 12. The winner will be picked at the Wisconsin Sheep & Wool Festival the weekend of September 8-10. For more information contact Wynn Wittkopf at 262 370-1433 or email jwwittopf@core.com.

Make It With Wool National & State Entry Form

Name: _____
 Address: _____ City: _____ Zip: _____
 Phone #: (Home) _____ (Cell) _____ Email: _____

Age Category (your age on 1/1/17): Date of Birth: _____ Age on 1/1/17: _____ Male/Female: _____
 _____ Pre-teen (12 & under) _____ Junior (13 – 16) _____ Senior (17 – 24) _____ Adult (age 25 & older)
 Made for Other _____ Modeled by: _____

Garment to be entered: _____
 _____ 1 Piece Garment _____ 2 Piece Outfit _____ Ensemble – 3 or more garments
 Pattern Company: _____ Pattern #: _____
 Pattern Company: _____ Pattern #: _____
 Pattern Company: _____ Pattern #: _____
 Sewing Machine Used: _____ Serger Used: _____
 Number of Yards of Wool Fabric Used: _____ Number of Skeins of Wool Yarn Used: _____
 My fabric(s)/yarn(s) have been tested at the Yocum-McColl Testing Laboratory: _____ Yes _____ No
 If Yes, Lab Test Number: _____ % Wool: _____
 Lab Test Number: _____ % Wool: _____

Mail FIRST copy of this form and:

- 5" x 5" sample of each piece of wool fabric used (If your entry is knitted, crocheted, or hand-woven, attach a 5" x 5" sample and label from skein of yarn.)
- \$12 for National Entry

TO: National Make It With Wool
 Box 123
 Albany, OH 45710

Mail SECOND copy of this form and:

- 5" x 5" sample of each piece of wool fabric used (If your entry is knitted, crocheted, or hand-woven, attach 30" of each yarn used.)
- \$8 per fabric/yarn swatch for testing
- \$15 for State Entry

TO: Wisconsin Make It With Wool
 N35W29202 North Shore Drive
 Pewaukee, WI 53072

In consideration of my being admitted to compete in MIWW, I agree to abide by the rules set forth in the official entry brochure and by the rules & regulations made by those in charge. I will accept the decision of the judges as final. I further agree that those in charge shall have the right to eliminate me if I fail to comply with said rules. I hereby certify that I personally made this garment. It is my own workmanship and is made from a minimum of 60% wool. MIWW will not be held responsible for loss or damage to garments.

 Contestant's Signature

 Parent or Legal Guardian (if minor)

Wisconsin Novelty Entry Form

Name: _____
 Address: _____ City: _____ Zip: _____
 Phone #: _____ Email: _____

Check Category:

_____ Class A: Novelty for Youth
 _____ Class B: Novelty Items for Adults

Item Description: _____

Entry Fee: \$15.00 payable to WI MIWW (non-refundable)

Entry can be individual or group, all ages

One Entry Form & Entry Fee per item

Mail to: Wisconsin Make It With Wool
 N35W29202 North Shore Drive
 Pewaukee, WI 53072

In consideration of my being admitted to compete in MIWW, I agree to abide by the rules set forth in the official entry brochure and by the rules and regulation made by those in charge. I will accept the decision of the judges as final. I further agree that those in charge shall have the right to eliminate me if I fail to comply with said rules. I hereby certify that I made this article. MIWW will not be held responsible for loss or damage to articles.

 Contestant's Signature

 Parent or Legal Guardian (if minor)

"Art Under Foot"

A Display of Hooked Rugs

Coordinated by the Cream City Rug Hooking Guild

Friday - Saturday - Sunday - Activity Center

The Wisconsin Sheep & Wool Festival is privileged to again welcome the return of the Cream City Rug Hooking Guild and an impressive display of handcrafted rugs, 'Art Under Foot'. The rugs and mats vary from simple to complex, small to large. The Cream City Rug Hooking Guild was formed to develop interest in rug hooking and encourage creativity and high standards in the art form of rug hooking. The guild provides an environment in which our members, new to hooking or founding members, can improve their hooking skills, exchange ideas and enjoy

socializing. The sixty plus guild members from the greater Milwaukee area help to increase the knowledge and quality of rug hooking by demonstrating the art as well as planning educational activities. Guild members meet twice a month and have workshops twice a year. Members will be demonstrating at the 'Art Under Foot' display throughout the festival. This year our special display will be "Old Maids." Remember that card game? For additional information email: creamcityRHguild@wi.rr.com. Or check out our new web site at www.CCRHG.net.



KIMMET CROFT FIBER

*Fairy Hare and Softie-Angora / Merino
Worsted Merino - Sock Yarn
Yarn Kits for Bohus - Poems of Color*

**5850 SCHUDY RD.
WISCONSIN RAPIDS, WI 54495**

<https://www.etsy.com/shop/Kimmetcroftfiber>
email: kimmetcroft@solarus.net

715-421-0121



Sievers

SCHOOL OF FIBER ARTS

In a picturesque island setting we offer weeklong and weekend classes in weaving, basketry, quilting, knitting, spinning, surface design and more. May-October. Dormitory available.

www.sieversschool.com
mail@sieversschool.com
(920) 847-2264



**Knitting
Crocheting
Weaving
Spinning
Felting
and more...**

**February 23-25, 2018
Milwaukee, Wis.**



**Vendors • Classes
Free Admission • Free Parking**

CROWNE PLAZA MILWAUKEE AIRPORT
6401 South 13th Street • Milwaukee, WI • 414-764-5300
www.midwestfiberfrolic.com

Blackberry Ridge



Woolen Mill, LLC
(608) 437- 3776

*Custom Spinning for You
Since 1988*

For a complete listing of services
and our yarns, patterns and kits,
visit our website at:

www.blackberry-ridge.com

3776 Forshaug Road, Mt Horeb, WI 53572

Visit us at the
Wisconsin Sheep and Wool Festival

"Wonderful Wisconsin Wool"

Wool Jacket Display

Saturday & Sunday – Activity Center

Featuring Wool Jackets by Mary Sue Fenner

Presented by

Wisconsin Museum of Quilts & Fiber Arts

Located in Historic Cedarburg, Wisconsin

Create • Preserve • Educate

The Wisconsin Sheep & Wool Festival is again privileged to welcome the members of the **Wisconsin Museum of Quilts & Fiber Arts (WMQFA)** and thanks them for their continued support. They feature rotating national and international exhibits in the Museum's Barn Gallery, many special events, plus adult and youth education classes and programs.

And once again, Mary Sue Fenner's new and magnificent wool jackets will be on display this year! Fenner is noted for use of bright colors, her own hand spun yarns, beautiful hand-dyeing and for teaching seminars in weaving, sewing and jacket construction. Fenner received broad training in fiber arts, first as a Clothing, Textiles and Design major at the University of Wisconsin-Stout, and later in England, Kansas and UW-Milwaukee. She was an instructor at the Northeast Wisconsin Technical College, and has taught her One-Of-A-Kind Jacket class at the Sievers School of Fiber Arts for many years. Fenner's clothing and accessories can be seen in area shows, galleries and shops, and have been featured in *Handwoven*, *Shuttle*, *Spindle & Dye*, *pot*, *Belle Armoire*, *Altered Couture*, *Sew Somerset* and *Haute Handbags* magazines.

The WMQFA, located just east of historic downtown Cedarburg, Wisconsin, is dedicated to educating the public about the artistic, cultural, historic and social importance of quilts and fiber arts. They also seek to increase the awareness of historic structure preservation evident when visiting the repurposed 1850s farmstead the WMQFA is located on.

A robust offering of lectures and classes is available for all adults, beginner to advanced, on topics including quilting, needle felting, beading, embellishment, fabric painting and dying, wearable art, rug hooking, basket weaving, paper making, punch needle, mixed media art, hand appliqué and machine appliqué.

For youth, the WMQFA offers specific workshops for Girl Scouts and workshops for other youth groups such as 4H, clubs and home schoolers. The workshops include: Weaving for Beginners, Quilting for Beginners, Knot your own Bracelet, Finger Knitting, Sew your own Doll, Paint & Stitch and Explore the Arts in 2 ways. We also offer tours for school-aged children.

And don't miss a Family Fun Day! This event usually happens four times a year and coordinates activities based on a current exhibit. Plus, Family Fun Days are free.



Jackets by renowned fiber artist Mary Sue Fenner will again be featured in the Wonderful Wisconsin Wool display in the Activity Center.

Photos by: Ché Correa

For information about upcoming exhibits, adult classes, youth programs and the benefits of membership, visit the website www.wiquiltmuseum.com or call 262-546-0300. The Museum, including its one-of-kind Gift Shop is open Wednesday, Thursday, Friday & Saturday, 10 am – 4 pm; and Sunday, Noon – 4 pm. Groups are welcome too! The Wisconsin Museum of Quilts & Fiber Arts is located at N50 W5050 Portland Rd., Cedarburg, Wisconsin.

**American
COOPWORTH
Registry**

Est 2002

for quality breeding stock & fabulous fiber visit online

www.AmericanCoopworthRegistry.org

207-563-5851
82 SPROUL HILL ROAD, BRISTOL, ME 04539

Fiber Arts Demonstrations

Watch demonstrations of traditional fiber arts in the Wonders of Wool Building 1, from 10:00 to 3:00 on Sunday. For over three decades, the Marshall Pleasant Spinners have shared a common interest in traditional fiber arts and textile skills. For information on the group's activities, contact Allen Holzhuter at awholzhu@wiscmail.wisc.edu.



The Country Today

"The Newspaper That Cares About Rural Life"

Sample us for 4 weeks...FREE!



Our readers enjoy features about rural living, outdoors, livestock, yarns of yesterday, news and events, *Plus Much More!*

To take advantage of this offer, contact Mike Carlson at mike.carlson@ecpc.com or call 888-833-9268 Ext. 3885

*For information about advertising in The Country Today, contact:
Sue Bauer at The Country Today
P.O. Box 4001, Eau Claire, WI 54702
1-800-236-4004 - Ext. 3276*

Fleece Shows

Open & Junior

WEST EXHIBIT BUILDING

A Youth Sweepstakes Event!

JUDGE

*Open & Junior Show
Holin Kennen – Evansville, WI*

CHECK-IN

Friday – 3:00 – 8:00 pm - All Entries Accepted • Saturday – 7:00 – 9:00 am - Open, Junior Entries

JUDGING

Saturday – 9:30 am – Junior, Open Shows

SALES - OPEN & JUNIOR FLEECES

Saturday – 6:00 – 7:00 pm – Silent Auction • Sunday – 8:30 – 3:00 Private Treaty

RELEASE TIME (See next page)

PREMIUMS

*Each Class: 1st - \$15, 2nd - \$12, 3rd - \$10, 4th - \$7
Champion Open Fleece – Each Division \$25 and Rosette
Reserve Champion Open Fleece – Each Division \$20 and Rosette
Best of Show – Traveling Trophy*

*Champion Open & Junior Show Fleeces compete for
Best of Show Award
\$15 Cash Award given to highest placing Junior Fleece*

SHOW RIBBONS & BANNERS SPONSORED BY NASCO

Visit their booth in the Activity Center

THANK YOU TO OUR SPONSORS!

*Best of Show
The Dancing Lamb
Holin Kennen*

*Champion
White Handspinning Fleece
Open Show – Division II
Illinois Wool & Fiber Mill
Jane Zeien*

*Champion Junior Show Fleece
A&J Nevens Livestock*

*Reserve Best of Show
Hidden Valley Farm & Woolen Mill
Carol & Paul Wagner*

*Champion
Natural Colored Fleece
Open Show – Division III
Luxe Fiber Designs
Linsey Carey*

YOUTH SWEEPSTAKES

*Junior fleece show exhibitors are automatically entered in and eligible for Youth Sweepstakes awards.
(Please refer to Youth Sweepstakes page for details.)*

FLEECE SHOW COORDINATORS

Entry Questions: Leah Dickson 608 566-3504

Knitting Machine Sales & Service

Yarn – Patterns – Notions

Spinning, Felting & Fiber Art Supplies



Rocking Horse Farm

25636 County Road 74 St. Cloud, Minnesota 56301
Store Hours: Tuesday-Saturday 10-6 Since 1978
Carole Wurst & J. Wurst, Instructors 320-252-2996



10 Years Spinning Fine Yarns

Rach-Al-Paca Fiber Processing

Rachel & Alan Boucher
18495 Goodwin Avenue
Hastings, MN 55033
651-485-7916
www.rachalpaca.com
Rachalpaca@aol.com



Drop off your fiber & receive free return shipping.

1. Who May Enter: The Wisconsin Sheep & Wool Festival Fleece Show is open to all exhibitors, who may enter a fleece in competition only, OR enter in competition and either or both the Private Treaty or Silent Auction sales. Junior exhibitors may enter in either the Junior or Open shows, but not both. *Fleeces offered for sale must be entered in competition.* A fleece may be entered in one class only. Fleeces not offered for sale will be released following judging on Saturday.

2. Entry Fee: \$6 per fleece. Payable at entry, non-refundable. A downloadable entry form can be found online at wisconsinssheepandwoolfestival.com. Bring entry forms to the West Exhibit Building at the Festival on Friday or Saturday. (See check-in times above) **DO NOT MAIL ENTRIES!**

3. Entries must be pre-weighed.

4. NEW! Entry Limit: No more than 8 fleeces entered per exhibitor or exhibitor family/farm (same address).

5. Fleeces must be owned by exhibitor or exhibitor's family and from current year wool crop with no more than 12 months growth. All fleeces entered into competition should be well skirted, unless entered into the Commercial Class, in which case manure tags and larger organic/vegetable material should be removed, at a minimum. Judging will be based in part on the suitability of the fleece for handspinning, unless entered in the Commercial Class. Any exhibitor needing information about skirting a fleece for entry into the handspinning class or for sale, please contact Holin Kennen at toholin@gmail.com.

6. Junior Exhibitors: Must be 21 or under as of January 1, of the current year.

7. Responsibilities of the Judge: The Judge reserves the right to move fleeces into appropriate classes if so determined; disqualify fleeces; make awards to quality fleeces only; and/or combine or close classes in the case of insufficient numbers.

8. Silent Auction* – Private Treaty Sales – OPEN/JUNIOR SHOW FLEECES: The Wisconsin Sheep & Wool Festival, LLC (WSWF) will act as a broker for all fleeces offered for sale at the Festival. Prices for Private Treaty Sale fleeces will be set by the individual exhibitor by time of entry and the price will be indicated on the entry tag. *Exhibitors may not reduce the sale price of any sale fleece until 1:00 p.m. Sunday.* Sales commission on all Open and Junior Show fleeces will be 10% of gross sales. Fleeces offered for sale must be entered in competition. * Fleeces remaining unsold following the Silent Auction will be sold at the Private Treaty Sale unless picked up by the close of the Silent Auction on Saturday evening or other arrangements made with Fleece Show staff.

9. Silent Auction – Private Treaty Sales – MSSBA SHOW FLEECES: The Wisconsin Sheep & Wool Festival, LLC (WSWF) will act as a broker for all fleeces offered for sale at the Festival. Prices for Private Treaty Sale fleeces will be set by the individual exhibitor by time of entry and the price will be indicated on the entry tag. Sales commission on all MSSBA fleeces will be 10% of gross sales deducted for the Wisconsin Sheep & Wool Festival and an additional 2% of the gross sales price deducted for the Midwest Shetland Sheep Breeders Association. Sales of MSSBA show fleeces will be by fleece and not by pound. Fleeces offered for sale must be entered in competition.

Payment for ALL Silent Auction or Private Treaty sales of fleeces (Open-Junior or MSSBA) will be made to the Wisconsin Sheep & Wool Festival, commission deducted as noted above and settlement made to consignors at a later date. The Wisconsin Sheep & Wool Festival, LLC assumes no responsibility for lost, damaged, stolen, mislabeled or erroneously sold fleeces. Fleeces not removed from the exhibit area by 3:30 p.m. Sunday become property of the Festival. *Any fleeces not offered for sale will be released Saturday upon completion of judging. All sale fleeces released at 3:00 Sunday.*

10. Sponsorships: Sponsors for a class or division are always welcome! For additional information, please contact Fleece Show Coordinator.

Rambouillet Sheep
Working Border Collies
Holstein Feeders & Straw

Tailwind Farm



Tim, Beth & Jill Miller
12827 W. State Road 81
Beloit, WI 53511
608-751-2963

*Taking orders for
Fall 2017 ewe lambs*

**Reserve Supreme NAILE Fleece
from a Tailwind Ram**

- 2016 lambing 235% weaned live
- 2017 ewe wool clip 12.6 lbs. with 90% grading "fine"
- 8 yearling & fall rams for sale, 6 "RR", micron 19-21, polled or horned

www.tailwindfarm.com · tailwindfarm@gmail.com

OPEN SHOW CLASSES

Division I - Commercial Market Class (*White or Natural Colored – NO covered fleeces*)

Commercial classes to be judged on suitability for the commercial market.

Classes: 1. Fine 2. Medium 3. Coarse

Division II. White Handspinning Fleeces (*Covered or uncovered*)

Division II classes to be judged on suitability of wool for handspinning.

Classes: 1. Fine 2. Medium 3. Coarse 4. Longwool 5. Double-coated

Division III. Natural Colored Fleeces (*Covered or uncovered*)

Division III classes to be judged on suitability of wool for handspinning.

Classes: 1. Fine 2. Medium 3. Coarse 4. Longwool 5. Double-coated

NEW! Division IV. Crossbred Handspinning (*Covered or uncovered*)

Division IV classes to be judged on suitability of wool for handspinning.

Classes: 1. Fine 2. Medium 3. Coarse 4. Longwool 5. Double-coated

JUNIOR SHOW CLASSES

Division I – Commercial Market Class

Division II – White Handspinning Fleeces

Division III – Natural Colored Fleeces

NEW! Division IV – Crossbred Handspinning

TO ENTER: DOWNLOAD ENTRY FORM

at www.wisconsinssheepandwoolfestival.com OR fill out the entry form in this catalog

Bring completed entry form to CHECK-IN • DO NOT MAIL!

Wisconsin Sheep and Wool Festival

FLEECE ENTRY FORM

USE FOR SHETLAND (MSSBA), OPEN & JUNIOR ENTRIES

Leave Entry # and 'Sold To' Blank

Division	Class	Breed(s)*	Entry #	Weight**	Price per Fleece	Sold To (Leave Blank)
1. _____	_____	_____	_____	lb. \$ _____	_____	_____
2. _____	_____	_____	_____	lb. \$ _____	_____	_____
3. _____	_____	_____	_____	lb. \$ _____	_____	_____
4. _____	_____	_____	_____	lb. \$ _____	_____	_____
5. _____	_____	_____	_____	lb. \$ _____	_____	_____
6. _____	_____	_____	_____	lb. \$ _____	_____	_____
7. _____	_____	_____	_____	lb. \$ _____	_____	_____

*Please list the breeds in each crossbred fleece that is entered; this will be informative to those shopping for fleeces.** Weight is required!

Exhibitor's Name _____

Address _____

City _____ State _____ Zip _____

Phone _____ Email _____

Entry fee: \$6 per fleece. TOTAL ENTRY FEES _____

For any fleeces that are NOT FOR SALE, write NSF under "Price per Fleece"

Make check payable to:

Wisconsin Sheep & Wool Festival

DOWNLOAD AND COMPLETE THIS FORM • BRING TO CHECK-IN

WEST EXHIBIT BUILDING

A Youth Sweepstakes Event!

JUDGE

Letty Klein – Kalamazoo, MI

CHECK-IN

Friday—3:00 - 6:30 pm—All Entries Accepted

Exhibitors needing special accommodations for fleece check-in contact Garrett Ramsay at 218/371-6106

Saturday—7:00 - 8:00 am—MSSBA Entries

JUDGING

Saturday—9:00 am—Shetland Show

SALES - MSSBA FLEECES

Saturday—2:00 - 4:00 pm—Silent Auction

Sunday—9:00 - 2:00—Private Treaty

RELEASE TIME (See below)

PREMIUMS

Each Class: 1st - \$15 • 2nd - \$12 • 3rd - \$10 • 4th - \$7

Midwest Shetland Sheep Breeders Assoc. Special Awards for MSSBA Show (Please see MSSBA sponsors page)

SHOW RIBBONS & BANNERS SPONSORED BY NASCO

Visit their booth in the Activity Center

FLEECE SHOW COORDINATORS

MSSBA Show: Garrett Ramsay, (218) 371-6106 ramsayfarms@gmail.com

MSSBA Entry Questions: Garrett Ramsay or Kelly Bartels (608) 558-5099 okacres@hotmail.com

1. Who May Enter: The Midwest Shetland Sheep Breeders Association Fleece Show is open to producers of Shetland fleeces who may enter a fleece in competition only, OR enter in competition and either or both the Private Treaty or Silent Auction sales. Fleeces offered for sale must be entered in competition. A fleece may be entered in one class only. Fleeces not offered for sale will be released following judging. Early entries may be sent to Garrett Ramsay, 7720 W. Winslow Road, Winslow, IL 60189.

2. Entry Fee: \$6 per fleece. Payable at entry, non-refundable. A downloadable entry form can be found online at wisconsinsheepandwoolfestival.com. Bring entry forms to the West Exhibit Building at the Festival on Friday or Saturday. (See check-in times above) **DO NOT MAIL ENTRIES!**

3. Entries must be pre-weighed.

4. Junior Exhibitors: Must be 21 or under as of January 1, of the current year

5. Fleeces must be owned by exhibitor or exhibitor's family and from current year wool crop with no more than 12 months growth.

6. Responsibilities of the Judge: The Judge reserves the right to move fleeces into appropriate classes if so determined; disqualify fleeces; make awards to quality fleeces only; and/or combine or close classes in the case of insufficient numbers.

7. Silent Auction – Private Treaty Sales: The Wisconsin Sheep & Wool Festival, LLC (WSWF) will act as a broker for all fleeces offered for sale at the Festival. Prices for Private Treaty Sale fleeces will be set by the individual exhibitor by time of entry and the price will be indicated on the entry tag.

Sales commission on all MSSBA fleeces will be 10% of gross sales deducted for the Wisconsin Sheep & Wool Festival and an additional 2% of the gross sales price deducted for the Midwest Shetland Sheep Breeders Association. Sales of MSSBA show fleeces will be by fleece and not by pound. Fleeces offered for sale must be entered in competition.

Payment for ALL Silent Auction or Private Treaty sales of fleeces will be made to the Wisconsin Sheep & Wool Festival, commission deducted as noted above and settlement made to consignors at a later date. MSSBA and the Wisconsin Sheep & Wool Festival, LLC assume no responsibility for lost, damaged, stolen, mislabeled or erroneously sold fleeces. Fleeces not removed from the exhibit area by 3:30 Sunday become property of the Festival. Any fleeces not offered for sale will be released Saturday upon completion of judging. All sale fleeces released at 3:00 Sunday.

MSSBA SHOW CLASSES

White Adult	White Lamb
Colored Adult	Colored Lamb
Rooed Fleece	

TO ENTER:

DOWNLOAD ENTRY FORM

www.wisconsinsheepandwoolfestival.com

OR

FILL OUT THE ENTRY FORM IN THIS CATALOG

Bring completed entry form to CHECK-IN.
Early entries may also be sent to Garrett Ramsay,
7720 W. Winslow Road, Winslow, IL 60189

MSSBA Sheep & Fleece Show Sponsors

The Midwest Shetland Sheep Breeders Association acknowledges the continuing support of these sponsors in making the MSSBA Show possible and thanks the many volunteers that make the show a success!

Youth Showmanship

Shetu Farm

Debbie Powers

Pair of Ram Lambs

Pike Hill Farm

Scott Bailey

Ewe Lamb

Ramsay Farm

Garrett Ramsay

Champion Ewe

Lil Country Acres

Juliann Budde

Dam & Daughter

Allen Creek Farm

Jim & Lori Scharlau

New Exhibitor Award

Whitetail Acres

Jackie & Beau Herbst

Yearling Ram

Creedy Flock

Sue Watson - UK

Senior Ewe

Cap Ten Ridge

Brad & Laurie McDowell

Pair of Ewe Lambs

Windy Maple Shetlands

Jon & Terry Yapp

Reserve Champion Ram

Emancipation Acres

Erica Solis & Joel Helge

Best Small Flock

Limpus Farms

Mary Limpus

1st Time Exhibitor Award

Whitetail Acres

Jackie & Beau Herbst

Ram Lamb

Foggy Hollow Ranch

Scott & Lynda Davies

Yearling Ewe

Sunshine Shetlands

Kyle & Alissa Whitcomb

Champion Ram

OK Acres Shetlands

Mike & Kelly Bartels

Reserve Champion Ewe

Sleepless Nights

Jodi Grever

Best Fleece on Hoof

Inse Acres

Kate Cox

FLEECE SHOW SPONSORS

Colored Lamb Fleece

Illinois Wool & Fiber Mill

Jane Zeien

White Adult Fleece

Glen Tamarack Farm

Russ & Terry Dukerschein

Champion Rooed Fleece

Pretty Oak Farm

Maurice & Gillian Wakeling – UK

Friends of Midwest Shetland Sheep Breeders Association

Wisconsin Sheep & Wool Festival, LLC

Fine Fleece Shetland Sheep Association

White Lamb Fleece

Sunshine Shetlands

Kyle & Alissa Whitcomb

Champion Shetland Fleece

Finch Hill Farm

Holly Younger

Best Black Fleece

Pine Lane Farm

Loretta Klein

Colored Adult Fleece

Rocking Hills Ranch

Tamara Hill

Reserve Champion Shetland Fleece

Foggy Hollow Ranch

Scott & Lynda Davies

Judge's Favorite Fleece Award

Round Barn Fiber Mill

Jim & Margie Schafer

Show Committee:

Kelly K. Bartels, Pres. / Show Chair

Garrett Ramsay, V. Pres. / Co-Chair



illinois
Wool and Fiber Mill

www.ilwoolfibermill.com
jane@ilwoolfibermill.com


CELEBRATING 10 Years of Service

A Full Service Mill
Featuring
Roving, Batts, Yarn,
Clouds, and Dyeing.

Bring your fleece, save
shipping costs.

10828 Caledonia Rd
Belvidere, IL 61008
815-721-4799

ROEMBKE HAMPSHIRE

"Bred for Utility"  "Tested for Production"

Richard 262.377.1491
Richard & Mark Roembke
3696 Country Aire Drive
Cedarburg, WI 53012

rsmrke@att.net
Mark 262.707.0032
mjrhamps@hotmail.com

Sheep Show Midwest Shetland Sheep Breeders Association

Sheep Barn

A Youth Sweepstakes Event!

JUDGE

Suzanne Meikle, Kirkliston, Scotland UK

ENTRY DEADLINE

August 15

CHECK-IN SCHEDULE

Friday – All Day
Saturday – 8:00 – 10:00 am

SHOW – SHEEP BARN

12:30 pm – Saturday, September 10

HOW TO ENTER

www.wisconsinsheepandwoolfestival.com

Go to Sheep Shows – MSSBA Show

- Click on the **ENTER NOW** button.. (A new tab will open at Showworks. All registrations/payments are handled by ShoWorks.)
- Once at ShoWorks, you will need to **CREATE AN ACCOUNT** (user name and password). If you have already created an account, you will need to login to your account to place an **ORDER**.
- Find the type of entry/order you wish to place. Under **DEPARTMENT**, select **SHEEP SHOWS**, then under **DIVISION**, select **MSSBA SHOW**.
- **ORDER** - Once you have an entry in your shopping cart, you can save your progress and return at a later time. Returning users can sign in with user name and password.
- **PAYMENT** - No saved registrations can be guaranteed unless payment is made. Payment must be made by credit card at the end of the registration process through our secure online system.
- When you are finished registering, you'll receive an email confirmation. **PRINT YOUR ORDER** in case your email confirmation does not go through. If you forget to print your order, or entered an incorrect email address, ShoWorks stores your order in your profile. You may reprint it at anytime.

MSSBA Show – Class Numbers

Use the following class numbers in making entries.

S 1	Youth Showmanship*	S 8	Ewe Lamb – (2017 only)
S 2	Senior Ram	S 9	Pair of ewe Lambs – (2017 only)
S 3	Yearling Ram – (2016 only)		Champion & Reserve Champion Ewe
S 4	Ram Lamb – (2017 only)	S 10	Dam & Daughter – (Any age)
S 5	Pair of Ram Lambs – (2017 only)	S 11	Best Small Flock – (1 Ram, 2 Ewes)
	Champion & Reserve Champion Ram	S 12	Best Fleece on Hoof – (One entry per exhibitor)
S 6	Senior Ewe	S 13	Costume Class*
S 7	Yearling Ewe – (2016 only)	S 14	Best Modified, Spotted or Colored Shetland

*Exhibitors in the Midwest Shetland Sheep Show are limited to two (2) entries in each individual. Sheep used as a group entry must be exhibited in an individual class. **Trimming and fitting of Shetlands is not allowed.** *Do not send entry fees for showmanship or costume classes. All sheep shown will have the owner present during exhibition. It is acceptable to have someone other than the owner show the sheep but the owner must attend the show.*

YOUTH SWEEPSTAKES

Junior MSSBA exhibitors are eligible for Youth Sweepstakes awards and are automatically entered if they 1.) Are between 8 and 21 years of age as of January 1 of the current year; and 2.) Exhibiting sheep or fleeces entered under their own name. Please see Youth Sweepstakes page for more details.



Midwest Shetland Sheep Breeders Show Awards

1–4 Placings – Ribbons

Champions – Plaque and \$50 and Special Rosette from MSSBA

Reserve Champions – Plaque and \$25 and Special Rosette from MSSBA

Classes 10, 11, 12 – Ribbons

Offered again this year is a Novice Exhibitors award for first time exhibitors.

Anyone can enter this class if this is their first show. A special rosette will be awarded to the winner.

Awards and premiums for the Midwest Shetland Sheep & Fleece Shows are supported by the Midwest Shetland Sheep Breeders Association and the show sponsors listed on the Sponsors Page. Thank you for your support!

MSSBA SHOW RULES OF ENTRY

Enter Online: Entry deadline is August 15.

Late Entries: \$10 per head – after August 15 and until August 30 (online entry date). No entries accepted after August 30 – No day of show entries.

Arrival & Entry Check-in: All original registration certificates must be in order and presented at check-in. All sheep will have their official identification recorded.

Health Certificates: NOTE: Sheep originating from outside Wisconsin must be accompanied by a currently valid certificate of veterinary inspection for interstate movement, to be submitted at check-in. Superintendents will collect and hold health certificates until release at which time they will be returned to exhibitors. No sheep showing any symptoms of contagious or infectious disease will be permitted to be unloaded, shown or exhibited. All sheep entries must comply with USDA scrapie regulations and programs and must be identified with official, individual scrapie identification.

Fees: Only those sheep for which the \$8 entry fee has been remitted with application for entry will be permitted to be penned in the barns. No in-transit sheep. Sheep entry fees do not include admission to the Festival. Admission is charged at the gates Friday, Saturday and Sunday. Check schedule for gate hours. Daily admission is \$8 per person, kids 8 and under FREE. Weekend passes at \$15 per person may be purchased at the Gate. *Exhibitors will receive gate passes at the discretion of the respective sheep show superintendents.*

Parking: Please park all vehicles and trailers to the west and south of the Sale

Arena and Sheep Barn. Parking next to barns and buildings is prohibited except for loading and unloading.

No In-transit Sheep: In-transit sheep are not allowed in the barns or on the grounds. Only sheep for which the \$8 per head entry has been paid will be allowed to be penned in the barns.

Departure: All Open and MSSBA breeding sheep may be dismissed at 6:30 p.m. Saturday, but have the option of remaining on exhibit through the close of the Festival at 3:30 p.m. Sunday.

Cleaning Pens: Pens on the South end of the Sheep Barn do not need to be cleaned. The stationary wooden pens on the north end must have all manure and bedding raked out and placed in the aisle or a \$20 per pen clean-out fee will be assessed.

No dogs in the barns!

All Pens Assigned: Pens will be assigned by show superintendents. Due to limited available penning, tack pens may not be allowed. Please plan accordingly.

Ownership: All breeding animals must be entered and exhibited under the registered name appearing on the records of the respective breed association as of August 15 of the current year.

Supreme Champion Drive: Sheep shown in the Open and Junior Shows are eligible for the Supreme Drive. Sheep from the MSSBA show may participate in the supreme drives in either the Open or Junior shows, *but must be shown in those shows and have paid an additional \$8 per head entry fee per show.*



Midwest Shetland Sheep Breeders Association in conjunction with the Wisconsin Sheep and Wool Festival will host the following events

Friday, Sept. 8th thru Sunday, Sept. 10th, 2017

Sheep show Judge: Suzanne Meikle, Kirkliston, Scotland UK

Fleece Show Judge: Loretta Klein, Kalamazoo, MI



SCHEDULE OF EVENTS

THURSDAY

4-10 pm Shetland sheep check-in

FRIDAY

All day Sheep check-in

10 am-12 pm Presentation TBA
w/Judge Suzanne Meikle

1-3 pm Inspection & Workshop

3-6:30 pm Shetland fleece entries—West Exhibit Bldg

5-6 pm MSSBA Pizza Party in Sheep Barn

5-6 pm **MSSBA AGM** in Sheep Barn (bleachers)

SATURDAY

8-10 am Shetland sheep check-in

7-8 am Shetland fleece entries due—West Exhibit Bldg.

9 am Shetland fleece show—West Exhibit Bldg.

11 am New Exhibitor workshop (Show Arena)

12:30 pm **SHARP! Shetland Sheep Show**—Sheep Barn

2-4 pm MSSBA Shetland Fleece Silent Auction

9 am-4:45 pm MSSBA Silent Auction—Sheep Barn

6 pm Pot Luck Dinner near South end of Sheep Barn

All Shetland Breeders Welcome—bring a dish to pass

SUNDAY

9 am Handspun Shetland Skein Judging—WOW Bldg.

New Exhibitors: come to the Sheep Barn arena for a 30 minute-Free "Hands on" workshop on ring etiquette! One-on-one help with how to show your Shetland sheep for all ages.

CONTACT INFORMATION

MSSBA President/Show Chair: **Kelly Bartels** 608/558-5099 (or) okacres@hotmail.com
Vice President /Asst. Show Chair: **Garrett Ramsay** (218) 371-6106 (or) ramsayfarms@gmail.com

Open Market Lamb Show

ENTRY DEADLINE

August 15

WEIGH-IN

8:00 – 9:00 Sunday

SHOW – SHEEP BARN

*Immediately following Showmanship
which starts at 10:30 a.m. Sunday*

Grand Champion - \$400

Reserve Grand Champion - \$200

Breed Champions - \$50

**SHOW RIBBONS & BANNERS
SPONSORED BY NASCO**

THANK YOU!

Located in the Activity Center

How To Enter

www.wisconsinssheepandwoolfestival.com

Go to Sheep Shows – Open Market Lamb Show

- Click on the ENTER NOW button. (A new tab will open at Showworks. All registrations/payments are handled by ShoWorks.)
- Once at ShoWorks, you will need to **CREATE AN ACCOUNT** (user name and password). If you have already created an account, you will need to login to your account to place an ORDER.
- Find the type of entry/order you wish to place. Under **DEPARTMENT**, select **SHEEP SHOWS**, then under **DIVISION**, select **OPEN MARKET LAMB SHOW**.
- **ORDER** - Once you have an entry in your shopping cart, you can save your progress and return at a later time. Returning users can sign in with user name and password.
- **PAYMENT** - No saved registrations can be guaranteed unless payment is made. Payment must be made by credit card at the end of the registration process through our secure online system.
- When you are finished registering, you'll receive an email confirmation. **PRINT YOUR ORDER** in case your email confirmation does not go through. If you forget to print your order, or entered an incorrect email address, ShoWorks stores your order in your profile. You may reprint it at anytime.

MARKET LAMB SHOW RULES OF ENTRY

1. **Entry fee:** \$15 per lamb, online entry dated no later than August 15. Non-refundable.
2. **Late entry fee:** \$20 per lamb. Day-of-show entries **ACCEPTED**.
3. **No limit:** Open to all ages of exhibitors. No limit to the number of lambs entered.
4. **Wether or ewe lambs eligible:** All lambs must carry a USDA scrapie tag.
5. **Splits:** Classes split according to breed, weight and number of entries at discretion of show management.
6. **Breed character:** If breed classification officials determine that an entry does not exhibit the characteristics required by that breed association, the entry will be transferred to the crossbred division.
7. **Breeds with less than 5 head:** Entries will go into the All Other Breeds Class.
8. **Health Certificates:** NOTE: Sheep originating from outside Wisconsin must be accompanied by a currently valid certificate of veterinary inspection for interstate movement, to be submitted at check-in. Superintendents will collect and hold health certificates until release at which time a copy will be returned to exhibitors. No sheep showing any symptoms of contagious or infectious disease will be permitted to be unloaded, shown or exhibited. All sheep entries must comply with USDA scrapie regulations and programs and must be identified with official, individual scrapie identification.
9. **Wool length:** All market animals must be sheared prior to weigh-in - no more than 1/4 of an inch of wool. Show management may ask exhibitors to re-shear animals prior to weigh-in.
10. **Disease symptoms:** Any evidence of sore mouth, ringworm, foot rot, pink eye, wool fungus or any other contagious diseases will eliminate all entries transported by that exhibitor, which will then not be permitted to unload or show.
11. **Inspection:** All sheep blankets/sweaters/stockings will be removed for unloading inspection and weigh-in.
12. **Pens:** Pens may be available for show day if requested prior to show and will be assigned by the Superintendent. Permanent pens must be cleaned before departure or a \$20 clean-out charge per pen will be assessed. ***Due to limited penning, exhibitors are encouraged to show from their trailers.***
13. **Market Lamb Showmanship – 10:30 am:** For WCLA points, Showmanship age breaks for market lamb exhibitors will follow the Wisconsin Club Lamb Association age breaks.
14. **Youth Sweepstakes Showmanship: Sunday – 9:30 a.m. – Sale Arena.** The four age divisions will follow the Youth Sweepstakes age breaks and will count toward Youth Sweepstakes points.
15. **Risk:** All exhibits will receive the best care and protection afforded by the facilities provided, but at all times are subject to the owner's risk. No animals other than those participating in the respective shows or exhibits will be permitted in the barns.
16. **Admission:** \$8 per person, \$15 per person weekend pass. Kids 8 and under FREE.
17. **Questions?** Contact Alan Thorson, Sheep Superintendent – 920 344-1235 or metrohamps@hotmail.com

Open Sheep Show

ENTRY DEADLINE

August 15 – Enter Online Only

CHECK-IN SCHEDULE

Friday – 6:00 – 7:30 pm
Saturday – 7:00 – 9:00 am

SHOW – SALE ARENA

10:00 a.m. – Saturday

OPEN SHOW CLASS NUMBERS

1 – Yearling Ram

2 – Fall Ram

3 – January Ram

4 – February Ram

5 – March 1 & Later Ram

6 – Yearling Ewe

7 – Fall Ewe

8 – January Ewe

9 – February Ewe

10 – March 1 & Later Ewe

11 – Best Flock

(1 ram/2 ewes owned by exhibitor)

Champion Ram - Reserve Champion Ram - Champion Ewe - Reserve Champion Ewe

Age Base Dates

Yearling – Born Sept. 1, 2015 through Aug. 31, 2016 • Fall Lamb – Born Sept. 1, 2016 through Dec. 31, 2016

Entries are open to all registered breeds and wether-type sheep. Exhibitors are limited to two entries in each individual class and one entry in a flock class. Sheep used in flock class must be exhibited in the individual classes. Rams and ewes entered in wether-type breeding classes are not required to be registered and must list “wether-type” as the breed on the Sheep Entry Form. Order of show based on breeds entered. Sheep may not be shown in more than one breed in any given show.

Open Show Awards

Champion & Reserve Champion Ram & Ewe, Each Breed - Rosettes

For each breed having a minimum of 10 individual sheep entries, the Champion Ram and Champion Ewe will be awarded \$50. Reserve Ram & Ewe will each receive \$25. Additional awards may be provided.

Supreme Champion Ram & Ewe – over all Wool Breeds – Additional Award

Supreme Champion Ram & Ewe – over all Meat Breeds – Additional Award

RIBBONS & BANNERS SUPPLIED BY NASCO

Thank you!

Visit the Nasco booth in the Activity Center

HOW TO ENTER

www.wisconsinsheepandwoolfestival.com

Go to Sheep Shows – Open Sheep Show

- Click on the **ENTER NOW** button . (A new tab will open at Showworks. All registrations/payments are handled by ShoWorks.)
- Once at ShoWorks, you will need to **CREATE AN ACCOUNT** (user name and password). If you have already created an account, you will need to login to your account to place an **ORDER**.
- Find the type of entry/order you wish to place. Under **DEPARTMENT**, select **SHEEP SHOWS**, then under **DIVISION**, select **OPEN SHEEP SHOW**.
- **ORDER** - Once you have an entry in your shopping cart, you can save your progress and return at a later time. Returning users can sign in with user name and password.
- **PAYMENT** - No saved registrations can be guaranteed unless payment is made. Payment must be made by credit card at the end of the registration process through our secure online system.
- When you are finished registering, you'll receive an email confirmation. **PRINT YOUR ORDER** in case your email confirmation does not go through. If you forget to print your order, or entered an incorrect email address, ShoWorks stores your order in your profile. You may reprint it at anytime.



OPEN SHEEP SHOW RULES OF ENTRY

Enter Online: \$8 per head. If you have difficulty making an entry, contact the Festival office at 608 868-2505 (eve. after 5:00). Entry deadline is August 15.

Late Entries: \$10 per head – after August 15 and until August 30 (online entry date). No entries accepted after August 30 – No day of show entries.

Fees: Only those sheep for which the \$8 entry fee has been remitted with application for entry will be permitted to be penned in the barns. **No in-transit sheep.** Sheep entry fees do not include admission to the Festival. Admission is charged at the gates Friday, Saturday and Sunday. Check catalog schedule for gate hours. Daily admission is \$8 per person, kids 8 and under FREE. Weekend passes at \$15 per person may be purchased at the Gate. ***Exhibitors will receive gate passes at the discretion of the respective sheep show superintendents.***

Ownership: All breeding animals must be entered and exhibited under the registered name appearing on the records of the respective breed association as of **August 15** of the current year.

Arrival & Entry Check-in: All original registration certificates must be in order and presented at check-in. Non-registered, wether-type sheep must check in with a written record of birth dates and USDA scrapie tags. All sheep will have their official identification recorded. **ALL SHEEP MUST BE CHECKED IN BY 9:00 A.M. SATURDAY**

Health Certificates: NOTE: Sheep originating from outside

Wisconsin must be accompanied by a currently valid certificate of veterinary inspection for interstate movement, to be submitted at check-in. Superintendents will collect and hold health certificates until release at which time a copy will be returned to exhibitors. No sheep showing any symptoms of contagious or infectious disease will be permitted to be unloaded, shown or exhibited. All sheep entries must comply with USDA scrapie regulations and programs and must be identified with official, individual scrapie identification.

Parking: Please park all vehicles and trailers to the west and south of the Sale Arena and Sheep Barn. Parking next to barns and buildings is prohibited except for loading and unloading.

No In-transit Sheep: In-transit sheep are not allowed in the barns or on the grounds. Only sheep for which the \$8 per head entry has been paid will be allowed to be penned in the barns.

Departure: All Open and MSSBA breeding sheep may be dismissed following the show, but have the option of remaining on exhibit through the close of the Festival at 3:30 p.m. Sunday.

Cleaning Pens: All permanent pens must be cleaned following dismissal or a \$20 per pen cleaning fee will be assessed. Place manure and bedding in the aisle in front of pens.

No dogs in the barns!

All Pens Assigned: Pens will be assigned by show superintendents. Due to limited available penning, tack pens may not be allowed. Please plan accordingly.

Questions? Superintendent Alan Thorson, 920 344-1235.



We're here for what's next.



800-237-7193 ext. 10 - sheepandgoatfund.com



The NLPA Sheep and Goat Fund assists the U.S. sheep and goat industries by financing projects that strengthen and enhance the production and marketing of sheep and goats and their products. It is a valuable tool to expand your operation and take it beyond the farm gate. Learn how you can benefit from the fund at sheepandgoatfund.com.



Invest in equipment and business development



Facilitate flock/herd expansion



Improve marketing and product quality

Junior Sheep Show

ENTRY DEADLINE

August 15

CHECK -IN SCHEDULE

Friday: 6:00 – 7:30 pm

Saturday: 8:00 am – 5:00 pm

Sunday: 8:00 – 9:00 am

SHOW – SALE ARENA

Showmanship – 9:30 am

Breeding Classes –

Upon Completion of Showmanship

Show Order – Alphabetically by Breed

HOW TO ENTER

www.wisconsinsheepandwoolfestival.com

Go to Sheep Shows – Junior Sheep Show

- Click on the **ENTER NOW** button . (A new tab will open at Showworks. All registrations/payments are handled by ShoWorks.)
- Once at ShoWorks, you will need to **CREATE AN ACCOUNT** (user name and password). If you have already created an account, you will need to login to your account to place an **ORDER**.
- Find the type of entry/order you wish to place. Under **DEPARTMENT**, select **SHEEP SHOWS**, then under **DIVISION**, select **JUNIOR SHEEP SHOW**.
- **ORDER** - Once you have an entry in your shopping cart, you can save your progress and return at a later time. Returning users can sign in with user name and password.
- **PAYMENT** - No saved registrations can be guaranteed unless payment is made. Payment must be made by credit card at the end of the registration process through our secure online system.
- When you are finished registering, you'll receive an email confirmation. **PRINT YOUR ORDER** in case your email confirmation does not go through. If you forget to print your order, or entered an incorrect email address, ShoWorks stores your order in your profile. You may reprint it at anytime.

JUNIOR BREEDING SHEEP & ASBA MIDWEST REGIONAL JUNIOR SOUTHDOWN SHOW RULES OF ENTRY

Enter Online: \$8 per head. Entry deadline is August 15.

Sheep may be shown in both Open and Junior Shows by paying the \$8 entry fee for each show and completing both entry forms. **Limit 2 entries per class.** No flock or group classes. **Sheep may not be shown more than one breed in any given show.**

Late Entries: \$10 per head – after August 15 and until August 30 (online entry date). No entries accepted after August 30 – No day of show entries.

Fees: Only those sheep for which the \$8 entry fee has been remitted with application for entry will be permitted to be penned in the barns. **No in-transit sheep.** Sheep entry fees **do not** include admission to the Festival. Admission is charged at the gates Friday, Saturday and Sunday. Check catalog schedule for gate hours. Daily admission is \$8 per person, kids 8 and under FREE. Weekend passes at \$15 per person may be purchased at the Gate. **Exhibitors will receive gate passes at the discretion of the Superintendent.**

Eligibility: Age of exhibitor must be 21 or under as of Jan. 1 of the current year. ASBA Midwest Regional Junior Southdown Show exhibitors must be 21 years of age or younger as of Jan. 1 of the current year.

Arrival & Entry Check-in: All original registration certificates must be in order and presented at check-in. Non-registered, wether-type sheep must check in with a written record of birth dates and USDA scrapie tags. All sheep will have their official identification recorded.

Ownership: Registration papers may be in name of individual youth, family, or the family's farm name.

Wether-type Sheep: Crossbred and non-registered ewes and rams are eligible to show in wether-type ewe classes. Write "not-registered" as the breed on entry form.

Health Certificates: NOTE: Sheep originating from outside Wisconsin must be accompanied by a currently valid certificate of veterinary inspection for interstate movement, to be submitted at check-in. Superintendents will collect and hold health certificates until release at which time a copy will be returned to exhibitors. No sheep showing any symptoms of contagious or infectious disease will be permitted to be unloaded, shown or exhibited. All sheep entries must comply with USDA scrapie regulations and programs and must be identified with official, individual scrapie identification.

Parking: Please park all vehicles and trailers to the west and south of the Sale Arena and Sheep Barn. Parking next to barns and buildings is prohibited except for loading and unloading.

Departure: At conclusion of Junior Breeding Sheep and ASBA Regional Junior Southdown shows.

Cleaning Pens: All **permanent pens** must be cleaned following dismissal or a \$20 per pen cleaning fee will be assessed. Place manure and bedding in the aisle in front of pens.

No dogs in the barns!

All Pens Assigned: Pens will be assigned by show Superintendent. Due to limited available penning, tack pens may not be allowed. Please plan accordingly.

Class Numbers – Junior Breeding

1 - Yearling Ram
2 - Fall Ram
3 - January Ram

4 - February Ram
5 - March 1 & Later Ram
6 - Yearling Ewe

7 - Fall Ewe
8 - January Ewe
9 - February Ewe
10 - March 1 & Later Ewe

(continued)

Junior Sheep Show

Age Base Dates

Yearling – Born Sept. 1, 2015 through Aug. 31, 2016

Fall Lamb – Born Sept. 1, 2016 through Dec. 31, 2016

YOUTH SWEEPSTAKES SHOWMANSHIP

Sunday - 9:30 a.m. Sale Arena.

NEW! The four age divisions will be determined based on Youth Sweepstakes age breaks.

Beginners 8 – 10; Junior: 11 – 13

Intermediate: 14 – 17; Senior: 18 – 21

Note to Market Lamb Exhibitors: Market Lamb Showmanship will start at 9:30 a.m. in the Sheep Barn. This will be a separate showmanship division based on Wisconsin Club Lamb Association age breaks and counting toward WCLA points.

Special Awards

Supreme Champion Ram, Reserve Supreme Champion Ram

Supreme Champion Ewe, Reserve Supreme Champion Ewe

Breed Champions & Reserve Champions

Showmanship Champions


BANNERS & RIBBONS SPONSORED BY NASCO

Thank you!

Visit the Nasco booth in the Activity Center



Breeding stock for sale



RIVER BEND FARM

ELMER & ETTA HELD

BOX 56 OAKFIELD, WI.

920-583-3084 eheld3084@charter.net

Friday

Pre-registration required!

EAST EXHIBIT BUILDING

8:00 a.m. • Hospitality Hour – Sponsored by Wisconsin Sheep Breeders Co-op

9:00 a.m. • Eastern Roots, Western Training - The Story of K Bar K Farm

Kathy Soder is co-owner of K Bar K Farm in central Pennsylvania with her husband Ken. They breed production-oriented, performance-tested and traditional style Polled Dorset sheep in a low-input, forage-based system, utilizing estimated breeding values (EBVs), artificial insemination using imported genetics and ultrasound in their selection program. Their goal is to produce genetically superior breeding stock suited for forage-based seedstock and commercial flocks, producing market lambs for both ethnic and more traditional markets. Come hear their story (including mistakes!) on how they developed their flock, management, and philosophy.

10:00 a.m. • Facilities for Profitable Sheep Production

Making do or going new? The bottom line for many sheep producers often starts with what is available or what is affordable, such as converting an existing dairy stall barn or machine shed into sheep housing. But what if repurposing is not an option? Should you start from scratch and build from the ground up? Developing your farmstead plan will help minimize the costs over the life of your operation and potentially alleviate expensive mistakes or redos in the future. Having visited sheep operations around Wisconsin, Dave Kammel, Professor and Extension Engineer, University of Wisconsin-Madison weighs the pros and cons of both approaches for commercial, purebred and dairy facilities. He will focus on options for building or remodeling facilities for animal comfort and proper ventilation.

11:00 a.m. • Direct Marketing – What You Can and Can't Do

Thinking of selling meat at a farmers market, off the farm or through a CSA? What to know before you take the plunge. Jeff Sindelar, Extension Meat Specialist, University of Wisconsin-Madison

1:00 p.m. • Make It Last! Extending the Grazing Season

Grazing is the cheapest way to feed your ewes and stockpiling forage can keep your sheep on pasture well into the winter months. A successful late-season pasture program takes the right species, timing, fertilization and proper grazing management. Dan Undersander, Forage Agronomist, University of Wisconsin-Madison.

2:00 p.m. • 'Old Shepherds' Roundtable

An open forum and your opportunity to question "seasoned" producers on management, marketing and more!

3:00 p.m. • Think Like a Sheep - Understanding Grazing Behavior

Why do sheep graze most in the morning and evening? Why didn't they eat this patch of forage? Why won't they eat the new grain I just gave them? Are they getting enough nutrition on pasture? And why aren't those new sheep I just bought doing well on pasture? Many of us have asked ourselves those very same questions. This presentation will provide information on grazing behavior of sheep and how we can use that behavior to our advantage in our pasture management. Dr. Kathy Soder, Animal Scientist, USDA-ARS Pasture Systems & Watershed Management Research Unit, University Park, Pennsylvania.

4:00 p.m. • Management Lab – Flock Health

Todd Taylor, Shepherd, Arlington Sheep Unit, University of Wisconsin-Madison, discusses what to do before calling the vet, basic signs of sickness in sheep, firewalling your flock against disease and health concerns when buying sheep.

HOW TO REGISTER

www.wisconsinssheepandwoolfestival.com

Go to Classes – Sheep 101

\$65 PER PERSON

Visa, Master Card and Discover accepted.

REGISTER BY AUGUST 15 AND RECEIVE ADMISSION TO THE FESTIVAL

Persons registering by August 15 will receive a gate pass mailed to the address shown on the registration form.

LATE REGISTRATIONS

Miss the registration deadline? Check with the Festival office at 608 868-2505 (evenings after 5:00), email wisbc@centurytel.net or go to Registration in the lobby of the Activity Center. Daily admission is \$8 per person or \$15 per person for a weekend pass.

Maximizing Healthy Growth with love and milk replacer

NutraStart® Lamb Milk Replacer is an instant mixing, fully formulated, complete first-feed for lambs. We provide the entire nutritional requirements of the baby lamb from its second day of life through weaning. Acidified to prevent bacterial spoilage once reconstituted giving mixed milk a shelf life of up to 24 hrs, our product contains emulsified fats, supplemental vitamins, minerals and trace elements. NutraStart is formulated for optimum intake and maximum growth.

\$5 OFF COUPON

**Take \$5 OFF the
purchase of 25 lb size
of NutraStart®
Lamb Milk Replacer**

Limit: 5 items per coupon.

Redeem coupon at participating
Farm Store locations.

Call 630-715-1281
for a location near you.

Expires Dec 31, 2017

Circle The Number of Items
Purchased with Coupon (Limit: 5)

1 2 3 4 5

 **Manufacturer**
MILKSPECIALTIES
GLOBAL
ANIMAL NUTRITION
Providing Science Based Solutions

TERMS & CONDITIONS: MANUFACTURER'S COUPON: Redeem this coupon at time of purchase. Coupon applies to the purchase of up to 5, coupon-specific products. Coupon may only be used once, and must be forfeited at time of redemption. Offer good only at participating locations. Not redeemable for cash. Customer is responsible for applicable sales tax. Void where prohibited, taxed or restricted by law. NutraStart is trademark of Milk Specialties Co. © 2017. MilkSpecialtiesGlobal.com
Buy more. Spend less. Inquire about dollar volume discounts.
Call: 630-715-1281

Customer's Name: _____

Address: _____

City/State/Zip: _____

Email: _____

No. of Lambs Raising Annually: _____

Store and Location: _____

Farm Store: Please mail to Milk Specialties Global for reimbursement.
Milk Specialties Global - Farm Store Group N7364 15th Ave New Lisbon, WI 53950



nutra start

Shepherd's Workshops

Friday - Saturday - Sunday

Registration not required!

EAST EXHIBIT BUILDING except where noted

FRIDAY

9:00 a.m. • *Behind the Scenes of the Shetland Sheep Society*

SHEEP BARN

A frank discussion on what it takes to organize judges for over 50 shows, the roll of inspectors, judges & area reps, along with a discussion of flock inspections. Suzanne Meikle, Brae Flock Shetland Sheep, Shetland Sheep Society Judge, Inspector and JIP Shows Chair, Kirkliston, Scotland UK, will talk about her first visit to the Shetland Isles, after which a short question and answer period will follow. Inspections will take place if time allows, with more inspections in the afternoon from 1 to 3 pm. For anyone interested in the Shetland breed of sheep! Visit the Midwest Shetland Sheep Breeders Facebook page for details and fees for both workshops.

SATURDAY

9:00 a.m. • *How We Can Make the Grass More Attractive on THIS Side of the Fence?*

Walking our pastures, many of us are tempted to ask ourselves if we should graze a particular paddock, leave them another day, or move them now. It's tempting to graze every bite of grass, especially in drought conditions, but in doing so, we hurt not only animal growth, but also the future production of our pastures. With increased feed costs and facing environmental challenges, improving our pasture management to provide low-cost forage for our flocks becomes even more critical. Come learn (or re-learn!) the basics of pasture management and some practical strategies that can be applied to any farm to improve pasture and animal productivity. Dr. Kathy Soder, Animal Scientist, USDA-ARS Pasture Systems & Watershed Management Research Unit, University Park, Pennsylvania.

10:00 a.m. • *Sheep Dairying in America's Dairyland*

Wisconsin has been the heart of the very young sheep dairy industry since Yves Berger and Dr David Thomas of the University of Wisconsin - Madison College of Agriculture and Life Sciences began their work to develop the genetics and research needed to make the industry viable. Things have changed dramatically since the mid-nineties startup, and with the loss of university support, the future of the sheep dairy industry is now dependent upon the sheep dairy farmers and cheesemakers to carry it forward. The Sheep Dairy Association of Wisconsin was formed in fall 2016 to improve marketing and public awareness and to grow the industry in the greater Wisconsin area. This session will provide an overview of the current state of affairs and what SDAW is doing to increase the demand and availability of Wisconsin's wonderful sheep milk products. Sheep Dairy Association of Wisconsin Representatives, Anna Landmark, Landmark Creamery, and Laurel Kieffer, Dream Valley Farm LLC

11:00 a.m. • *Shearing Management: Overlooked & Underrated*

For most shepherds wool is an unavoidable product of raising sheep, yet trying to find practical shearing management information is virtually impossible. Find out when to shear your flock, preparing for shearing, nutrition and shearing, handling sheep during shearing, what your shearer needs to get the job done right, preparation of the wool clip for your needs, effects of wool contamination on processing and more! Adding value to a wool clip starts by accepting the fact that shearing is a management tool just as much as genetics, nutrition, and health. David Kier, Professional Shearer, Eleva, WI.

1:00 p.m. • *In Herriot's Shadow - Conversations with a Country Vet*

Dr. Bill Stork, graduating the University of Illinois, moved to Lake Mills, falling in love with Wisconsin, its Midwestern work ethic, friendly people and rolling countryside. He has fully evolved the notion that a person who is kind to animals is inherently good, often in the face of public perception to the contrary. Working alongside men and women whose physical strength is dwarfed by their superhuman depth of character and family values, he embraces the notion that the human-animal bond applies to all creatures, great and small. In 2014 he released his first book *In Herriot's Shadow*. Enjoy the stories of a small town veterinarian, who was centered and rededicated in his profession by a 70-year-old farmer openly weeping and hugging a 21-year-old cow named Iris as the sun rose on her last day.

2:00 p.m. • *Enhancing Genetic Selection with NSIP: A Clinic for Beginners!*

Just the basics! It isn't rocket science, but NSIP takes some getting used to and this clinic will get you up to speed on how and why the National Sheep Improvement Program works. For any producer considering genetic improvement through EBVs. Bring your questions! Rusty Burgett, Program Director, National Sheep Improvement Program.

3:00 p.m. • *Improving Productivity & Profitability Through Genetic Selection: How EBVs Can Help the Commercial Sheep Producer*

Finding that niche in marketing, whether it's breeding stock, market lambs or milk, means going the extra mile when it comes to management. Like GPS for crop farmers, NSIP gives producers a leg up on building profitability through better genetics. Kathy Soder, K Bar K Farm in Pennsylvania, and Laurel Kieffer, Dream Valley Farm, LLC, Strum, Wisconsin, share their years of experience in developing sustainable markets for their operations. Rusty Burgett, Program Director, National Sheep Improvement Program.

SUNDAY

9:00 a.m. • *Know Your Internal Parasites – Understanding Fecal Floats*

Internal parasites cause slow growth, diarrhea, anemia and potentially death. Fecal exams are most effective when run on individual animals, but cost often makes these important tests prohibitive. Correct parasite identification is key to avoid unnecessary worming and wormer resistance. For a relatively small investment in materials producers can learn to successfully run fecal exams. Attendees will learn: How to collect fecal samples for the best results, several different methods of running fecal floats (standard and Modified McMasters), how to differentiate parasite (ova) eggs from debris, how to identify common internal parasites that effect small ruminants in Wisconsin, and an overview of the basics of using a compound microscope. Erica Solis, Veterinary Technician Student, Madison College; Emancipation Acres Farm, Stoughton, WI.

10:00 a.m. - ? • *Lab: Hands-on Experience Preparing and Analyzing Fecal Floats*

Following the 9:00 a.m. class, there will be 45 minute breakout sessions during which students working in pairs will get hands-on experience in preparing and analyzing a standard and a Modified McMasters fecal egg count. Students will take turns viewing their prepared standard float slides and McMasters slides (each pair will view one standard and one McMasters slide) and record their results, which may in turn be viewed by the class. Resources to identify ova will be discussed. Students are encouraged to bring a sample from their own flock to analyze but samples must be less than 24 hours old. There will be a limit of 8 students per lab session which will be scheduled an hour apart following the close of the 9:00 class and a \$10 per participant fee payable to the instructor at the lab session. Fee covers materials used for the hands-on breakout sessions only. There will be a lunch break if lab sessions run into the noon hour. Sign up for lab sessions by emailing emancipationacres@gmail.com to reserve your spot.

10:00 a.m. • *Accentuate the Positive: How to Educate Your Buyers & Market Your Fleeces* WEST EXHIBIT BUILDING – FLEECE SHOW AREA

In a world of people who are used to synthetic fibers, who want everything to go into a washer and dryer, and who think all wool is the same – itchy and scratchy – how can you educate potential buyers about the qualities of your breed and overcome the persistent myths about wool? Are you able to discuss the history of your breed and how an individual fleece can be used to the best advantage? This workshop is open to all – wool growers and folks who want to know more about the endless possibilities of wool as a versatile, renewable fiber. Holin Kennen, The Dancing Lamb, Evansville, WI.

Cooking with the Chefs American Lamb & A Taste of Morocco!

Sunday - Noon

Activity Center

Interested in lamb but unsure how to prepare it? There's no reason to be intimidated. Lamb is easy to prepare and fun to cook! When cooked properly, lamb is flavorful and juicy, and the methods for preparing it are not much different than those you use for beef and pork. Step out of your comfort zone with Milwaukee Area Technical College Chef Instructor Jack Kaestner and discover how ethnically exciting, healthy and oh so delicious American Lamb can be!



CUTLER FENCE LLC

*For all your livestock fencing
and pasture water system needs.
Sales, service and installation.*

Randy Cutler
2554 Co. Hwy N, Milladore, WI 54454
Cell 715-305-5670 • Home 715-457-2781
rcutler@tznnet.com

RICH-NES



ALPACAS

wildt@richnes.com

www.richnes.com

RICHARD & AGNES WILDT
507-249-3631

26795 STATE HWY 67
MORGAN, MN 56266

Lambing Barn!

Indoor Arena – Saturday & Sunday

*Thanks to Todd Taylor, Shepherd
at the UW-Arlington Sheep Research Unit,
and the College of Agriculture & Life Sciences,
University of Wisconsin-Madison
for supplying the ewes and lambs for this display!*



National Romeldale CVM Conservancy

Critically endangered dual-purpose breed
Quality meat with mild flavor
Fine wool
Excellent mothers
High rate of twinning
Wide range of fleece colors and patterns

nationalcvmconservancy.org

Crook & Whistle Stock Dog Trial

*West Trial Field
Start Times - Approximate*

TRIAL SCHEDULE

FRIDAY

8:00 A.M. Pro-Novice 1
Pro-Novice 2

SATURDAY

Complete Pro-Novice 2
Nursery 1
Open 1
Nursery 2

SUNDAY

Nursery 3
Open 2
Novice 1
Novice 2

TRIAL JUDGE

Lori Perry

Born and raised in Michigan's Upper Peninsula, Lori Perry got her first taste of working with Border collies in 1999 and never looked back. Today she runs successfully in some of the largest trials in North America, including the national finals. A member of the Wisconsin Working Stock Dog Association, ISDS, lifetime member of the ABCA and USBCHA, she is also owner of Ryzup Border Collies, raising training and selling working stock dogs.

ADMISSION TO THE FESTIVAL

\$8 per person - \$15 weekend pass

Kids 8 and under – FREE!

Parking FREE!

Purchase Weekend Passes at the Gate

(Camping permits required for overnight stays.)

Enjoy the trial, but please leave your pets at home.

Thank you!

Bahr Creek Llamas & Fiber Studio



**A yarn shop but
SO much more!**

920-668-6417
demaster@bahrcreek.com
Hours: M-Thur 12-6
F 10-5 S 10-4
Other times by chance or appointment

www.bahrcreek.com  Find us on Facebook

Shearing Demonstrations & Workshop

Indoor Arena

David Kier returns to Jefferson to demonstrate the craft and skills of sheep shearing. David has a degree in Agriculture & Animal Sciences from the University of Arizona and learned the shearing trade over a four-year period while in New Zealand. He then spent 18 years shearing in California before returning to Wisconsin. He regularly travels throughout Wisconsin shearing flocks both large and small and maintains a commercial flock on his own farm near Eleva. Watch a skilled shearer in action: Learn more about wool, shearing techniques, handling a fleece and the sheep that produced it.

Sheep supplied by the University of Wisconsin-Madison Arlington Sheep Unit.

Saturday – 11:00 a.m. – East Exhibit Building ***Shearing Management: Overlooked & Underrated***

For most shepherds wool is an unavoidable product of raising sheep, yet trying to find practical shearing management information is virtually impossible. Find out when to shear your flock, preparing for shearing, nutrition and shearing, handling sheep during shearing, what your shearer needs to get the job done right, preparation of the wool clip for your needs, effects of wool contamination on processing and more! Adding value to a wool clip starts by accepting the fact that shearing is a management tool just as much as genetics, nutrition, and health. David Kier, Professional Shearer, Eleva, WI.


2017 Wisconsin Shearing Schools

First weekend in December – Beginning Sheep Shearing School, Sheep Unit, University of Wisconsin Arlington Agricultural Research Station, Arlington, WI. Registration/Information: Todd Taylor, 608 846-5858 toddtaylor@wisc.edu. Co-sponsored by Wisconsin Sheep Breeders Cooperative www.wisbc.com.



<http://www.wensleydalesheep.org>

NOTICE



WISCONSIN SHEEP & WOOL FESTIVAL EXHIBITORS...

A Banner representative will be on hand each day to take pictures at the picture stand. Capture the memory of the Wisconsin Festival!

SUBSCRIBE NOW TO

The Banner



Sheep Magazine

*The nation's largest
all breeds sheep magazine offering*



- The Latest Breed News
- Health & Management Tips
- Coast-To-Coast Show Reports
- Auction Results & Sale Catalogs
- Human Interest Stories
- Veterinarian Articles
- Breeder & Association Advertising
- Nine Colorful Issues Printed Annually

www.bannersheepmagazine.com

Flock Name _____

Name _____

Address _____

City _____

State _____ Zip _____

Telephone _____

- ☐ 1 Year \$25.00 ☐ 2 Years \$45.00
☐ 1 Year Canada \$60.00
☐ 1 Year Mexico \$60.00



Must be paid in U.S. Funds

P.O. Box 500 • Cuba, IL 61427 • (309) 785-5058 • Fax: (309) 785-5050

Wild and Woolly Photo Contest

On display in the Activity Center

Friday - Saturday - Sunday

NEW! NOW A YOUTH SWEEPSTAKES ACTIVITY

Give us your best shots! The Wisconsin Sheep Breeders Cooperative invites you to submit your sheep and wool photos to its annual photo contest. The contest is open to everyone, regardless of whether they raise sheep or are WSBC members. Judges will select the winning photos based on theme, clarity, content, composition and appeal for the category entered. Photos will be on display in the Activity Center Friday through Sunday.

Entries must be postmarked by August 15.

CONTEST RULES:

- Enter photographs in the following classes:

- Scenic Photo,

- Just Lambs,

- Kids and Sheep,

- Photo Taken by Youth

(only for youths aged 21 and younger as of August 15).

Photographers may enter more than one class, and may enter more than one photograph in each class.

- Enter color or black-and-white prints that are approximately 8"x10" - do not mount the entry.

- A \$5 per photo entry fee must accompany each entry. Make checks payable to Wisconsin Sheep Breeders Co-op (WSBC). Write the following information on a 3"x5" card and attach it to the back of each photograph: Title of photo, contest class, and the photographer's name, address, phone number and e-mail address, and if a member of MSSBA. Entries in the Photo Taken by Youth class also must include the age of the photographer as of the entry deadline date of August 15.

- By entering the contest, all photographers and those persons photographed agree that entries become the property of Wisconsin Sheep Breeders Cooperative to be used or reproduced at its discretion with due credit given to the photographer. The Wisconsin Sheep Breeders Cooperative reserves the right to publish any Photo Contest entry in the Wisconsin Sheep & Wool Festival catalog, the Wisconsin Shepherd, on the Festival and WSBC websites and in other selected media and venues such as shall be deemed appropriate in the promotion of the cooperative's events and activities, but shall not sell or license same to any third party.



- A Best of Show entry will be selected by the judges.

- MSSBA Award: Entries with Shetland sheep will be awarded a ribbon provided by the Midwest Shetland Sheep Breeders Association (MSSBA).

MAIL PHOTO CONTEST ENTRIES BY AUGUST 15 TO:


Debbie Petzel, 2037 – 180th Ave., Centuria, WI 54824

Questions? Contact Debbie at 612 578-1528
or dspetzel@gmail.com

Saga Hill Designs

specializing in unique silk fibers & yarn

from the studio of artist & author W. J. Johnson



Undyed & Dyed
Fine Fibers & Yarns
Minnesota Series
Colorway™ Dyes
Designs by Saga Hill

~ 642 Country Store East, Wisconsin Sheep & Wool Festival ~

www.SagaHill.com

Poster Contest

Activity Center

A Youth Sweepstakes Event!

Annual Wisconsin Sheep & Wool Festival Poster Contest!

Open to all ages (Age as of January 1, current year)

Color Book	Ages 3 – 7
Beginner	Ages 8 – 10
Junior	Ages 11 – 13
Intermediate	Ages 14 – 16
Senior	Ages 17 – 21
Adult	22 and up

3 Categories

Educational
Promotional
Color Book Picture – Ages 3-7 only

Poster Requirements:

- Posters must be a minimum of **14" x 22"** in size – either vertical or horizontal.
- You may enter up to two (2) posters total – one each, in two different categories.
- For Color book Pictures – Contact Nancy Burton for details. (See contact info below) This year's color book picture can also be found and downloaded from the WSWF website.
- You may use a variety of materials in making your poster, such as markers, tissue paper, natural fiber material, colored pencils, etc.
- Promotional posters can be about your flock, farm, breed, products such as wool, lamb or sheep dairy products, or about Wisconsin's or the national sheep industry.
- Educational posters must be instructional and should either teach something about sheep, sheep products or inform or teach viewers about the sheep industry.
- Judges have the option of moving posters to another category.
- Posters must have name, address, phone number, age/age division, and category legibly written on the back. (**Age as of January 1, current year**)
- Posters/Color Book pictures should be brought to Nancy Burton in the Main Hall of the Activity Center from **9:00 a.m. until Noon on Saturday**.
- Judging will take place Saturday afternoon in the Activity Center.
- Posters must be picked up at 3:30 p.m. Sunday.
- If you have any questions, please contact Nancy Burton phone 715 584-1093 or email nzernicke@gmail.com

All participants will receive a participation gift and the top three posters from each category and color book pictures will receive an additional prize. This is being made possible by our sponsor, Heart Prairie Sheep and Cattle Company, Argyle, WI.

Winning entries may be reproduced by the Wisconsin Sheep & Wool Festival, LLC or by the Wisconsin Sheep Breeders Cooperative.

GFW


GROENEWOLD
FUR & WOOL CO.



304 E. Avon Street
PO Box 663
Forreston, IL 61030
Tel: 815-938-2381

www.gfwco.com

The Midwest's #1 Wool Merchant



Black Sheep Newsletter

*A magazine for shepherds
and fiber enthusiasts*

Subscribe today!

to this quarterly publication

\$15 / year in the USA • \$18 / year elsewhere
25455 NW Dixie Mtn Rd • Scappoose, OR 97056

503-621-3063 • bsnewsltr@aol.com

blacksheepnewsletter.net

Youth Sweepstakes

Educating for the future!

The purpose of the Youth Sweepstakes is to encourage youth attending the Wisconsin Sheep & Wool Festival to participate in as many educational and exhibition events as possible and to expand their knowledge and proficiency in sheep production. Awards are given to reward youth demonstrating proficiency and knowledge across educational and exhibit areas. The goal of the Wisconsin Sheep & Wool Festival youth programs is to offer educational experiences that are high quality and will give youth exposure to, and prepare them for, future competition. We encourage 4-H, FFA and other youth groups preparing for district, regional or national competition to attend and participate in any of the following competitions to qualify for Youth Sweepstakes points:

Junior Fleece Show	Skillathon
Judging Contest	Junior Breeding Sheep
Poster Contest	Market Lamb Show
Lead Line	MSSBA Fleece Show
Youth Sweepstakes Showmanship	MSSBA Breeding Sheep Show
MSSBA Youth Showmanship	Photo Contest

Age Divisions: (Age as of January 1)

Beginners: 8 – 10

Junior: 11 – 13

Intermediate: 14 – 17

Senior: 18 – 21

Entry: Any youth who enters any of the events listed above is automatically entered in and eligible for Youth Sweepstakes awards. Be sure to pay close attention to all rules, regulations and participation schedules within each event.

Scoring: Individuals are encouraged to compete in any and all of the listed competitions. Points will be awarded based on participation and placing within each event. Overall points will be determined by a combination of total points from an individual's four highest scores; not more than two of those scores may come from exhibiting breeding animals, fleeces or market lambs. **Note to Market Lamb Exhibitors:** There will be a separate showmanship division for market lamb exhibitors that will be based on Wisconsin Club Lamb Association age breaks and which will count for WCLA points, but not for Youth Sweepstakes points. Results will be announced during selection of Junior Supreme Champion sheep on Sunday.

Cash premiums provided by Wisconsin Sheep Breeders Cooperative

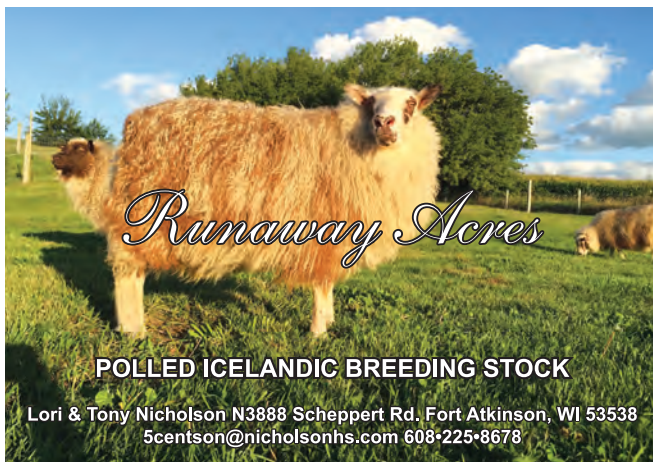
1st - \$100.00	2nd - \$75.00	3rd - \$50.00
4th - \$35.00	5th - \$25.00	

An embroidered award will also be presented by **Profiles Show Supply & Embroidery** to the highest placing individual in each age division.

Thank you to Sue and Jim Rupnow of Profiles Show Supply & Embroidery for their generous support of this event!

*Youth Sweepstakes is sponsored by the
Wisconsin Sheep Breeders Cooperative through the generous support of
bidders at the Shepherds' and Silent auctions.*

THANK YOU!



Skillathon!

West Exhibit Building – South End

A Sweepstakes Activity!

SATURDAY
8:00 a.m. – 3:00 p.m.
New Times!

SUNDAY
8:00 - Noon

NEW THIS YEAR!

Attendance Prizes

All you need to do is complete the Skillathon. Six Attendance Prizes will be awarded when the Skillathon placings are announced on Sunday.

Prizes provided by Sam and Pat Wiford.

The Skillathon is for kids of all ages ! It's easy and it's fun: It's a walk-thru of individual stations, where your knowledge of sheep and sheep production will be tested, everything from lambing problems, docking, feeds, anatomy and a whole lot more. What happens if you don't know an answer? Don't worry – first of all, this is a learning experience. If you're stumped, you get help, which is the great thing about this activity. ***No one fails at a Skillathon!***

The Skillathon is brought to you by Sam and Pat Wiford of Wapakoneta, OH, and is part of the Youth Sweepstakes

The goal of the Wisconsin Sheep & Wool Festival youth programs is to provide educational experiences that are high quality and that will give youth exposure to and prepare them for future competition. We encourage 4-H, FFA and other youth groups and individuals preparing for district, regional or national contests to attend and participate in any of the Youth Sweepstakes events. Points will be awarded to Sweepstakes contestants based on participation and placing within each event. Refer to Youth Sweepstakes page for complete details. *Note: Ages 7 and under are not eligible for Sweepstakes awards.

Skillathon Competition

For those participants that wish to compete on a points scale for Skillathon awards, we will offer scoring sheets, with age categories listed below. Age categories (except for 7 and under) correspond with the Youth Sweepstakes program.

Age Categories: (As of January 1)

7 and Under* • Beginner: 8 – 10 • Junior: 11 – 13
Intermediate: 14 – 17 • Senior: 18 – 21

Youth Sweepstakes is sponsored by the Wisconsin Sheep Breeders Cooperative through the generous support of our auction bidders.

THANK YOU!

Bluefaced Leicester Union of North America
....serving the breed and the breeders

BFL is.....long, lustrous, luxurious!

See a complete list of members at
www.bflsheep.com

info @bflsheep.com
44011 County Rd 23, Coshocton, OH 43812
740-623-0324

2018 BFL National Show is at the Black Sheep Gathering, Eugene, OR



croftland Farm LLC

Cormo & Coopworth Yarn & Fleeces

MARALYN FOWLER
CASCADE, WI 920.528.8013

WWW.CROFTLANDFARM.COM
EMAIL: MFOWLFARM@MSN.COM

Youth Judging Contest

Beef Barn – Sunday

A Youth Sweepstakes Activity!

Registration - 7:45 a.m.

Starts at 8:00 a.m.

Ends 10:30 a.m. - Official discussion of placings.

Work at your own pace!

**By participating in this event you are automatically entered
in the Youth Sweepstakes contest. See Youth Sweepstakes for more details.**

Age Divisions: (Age as of January 1)

Beginners: 8 – 10 • Junior: 11 – 13 • Intermediate: 14-16 • Senior: 18 – 21

No pre-registration required!

Contest Makeup:

Place 2 to 3 classes of Breeding Sheep

Place 1 class of Market Lambs

Answer 10 questions on each class

Identify 5 retail cuts from lamb

Fleece class

To maximize the educational opportunities of this event, official placings and answers to all questions will be discussed at the conclusion of the event. If you have never competed in a livestock judging contest or are a seasoned pro looking to keep your skills sharp, this contest is for you!

Youth Sweepstakes results will be announced and awards presented in the Sale Arena during the Junior Breeding Sheep Show.

Ewesful Gifts, LLC

The place for your
sheep toys,
Jewelry, Clothing,
Home accents,
Christmas Cards

*See us at the All-American
Junior Sheep Show*

Alliant Center, Madison, WI

June 29-July 2

Ewesful Gifts

www.ewesfulgifts.com

920-296-0326

Lead Line — Costume Class

Saturday, 6:00 pm – Sale Arena

The Lead Line is a competition where entrants are judged on the fashion and fit of their wool garments (purchased or handmade) while leading a sheep. The objective of this event is to present a class of sheep in the most attractive manner, to give spectators a real opportunity to view a style show and to improve the image of a sheep show that promotes wool. This event showcases the beauty and versatility of wool clothing for all occasion wear and gives youth the opportunity to showcase their involvement in the sheep industry.

SHEEP COSTUME CLASS

*The Sheep Costume Class is open to any individual or family interested in sheep. The object is to promote lamb and wool. The exhibit is to be judged on the attractiveness and originality of the costume and theme or idea presented by both competitor and sheep. This class is open to all exhibitors 6 months to 100 years of age! *All other rules apply.*

Lead Line Entry Fee: \$10.00 per entrant (\$5.00 for any entrant participating in the current year. Wisconsin Make It With Wool competition)

HOW TO ENTER

www.wisconsinssheepandwoolfestival.com

Go to Competitions – Lead Line & Costume Class

- Click on the **ENTER NOW** button. (A new tab will open at Showworks. All registrations/payments are handled by ShoWorks.)
- Once at ShoWorks, you will need to **CREATE AN ACCOUNT** (user name and password). If you have already created an account, you will need to login to your account to place an **ORDER**.
- Find the type of entry/order you wish to place. Under **DEPARTMENT**, select **LEAD LINE & COSTUME CLASSES**, then under **DIVISION**, select either **LEAD LINE** or **COSTUME CLASS**. Each age group within the Lead Line classes will have the option of being concurrently enrolled in the 2017 Make It With Wool competition or not.
- **ORDER** - Once you have an entry in your shopping cart, you can save your progress and return at a later time. Returning users can sign in with user name and password.
- **PAYMENT** - No saved registrations can be guaranteed unless payment is made. Payment must be made by credit card at the end of the registration process through our secure online system.
- When you are finished registering, you'll receive an email confirmation. **PRINT YOUR ORDER** in case your email confirmation does not go through. If you forget to print your order, or entered an incorrect email address, ShoWorks stores your order in your profile. You may reprint it at anytime.

A Youth Sweepstakes Event!



Late Entries: Late entries will be accepted until August 29 with an entry fee of \$15; \$10 for entrants participating in the Make It With Wool competition.

Late entries should enter online at

www.wisconsinssheepandwoolfestival.com

Location: Sale Arena (Open and Junior Sheep Show Arena)

Schedule: 5:00 – 5:45 p.m. – Check-in

6:00 p.m. – Lead Line

– Classes will enter youngest to oldest.

1. Entrants must wear a garment made of wool; garments may be purchased or constructed by or for the entrant and should be age appropriate and lend elegance to the class. The garment should be made of at least 70% wool. ***Does not apply to Sheep Costume Class. Please see above for *Sheep Costume Class requirements***
2. Sheep must be a ewe (of any age – no rams), conditioned, fitted and trained to show at halter. Rules for exhibiting sheep at the Wisconsin Sheep & Wool Festival will apply to these animals. Lead Line sheep do not have to be owned by the contestant.
3. Entrants must provide a one-page commentary of 200 words or less to be read during the class including the following: breed of sheep being led, sponsor of the animal (if any), brief biography, awards received, hobbies, sheep interests, schooling and description of garment. Please write the commentary in the third-person and as it will be read by the announcer (e.g. “Sue is leading a Hampshire yearling ewe named.” Not “I am leading...”). **Commentary must be typed and submitted to the Registration/ Information Desk (lobby of Activity Center) by 8 a.m. the day of the competition. Failure to submit commentary will void the entry and entry fee. There will be no exception to this rule.** Entry fees are non-refundable.

(continued)

Lead Line — Costume Class

4. Entrant's age on January 1, of the current year should be used to determine his/her class.

CLASSES

Costume Class

Class 1 – Beginner Costume Class (age 10 and under)

Class 2 – Intermediate Costume Class (age 11- 16)

Class 3 – Senior Costume Class (16 and above)

**** The age group for the costume class is subject to change: will depend on number of participants.**

**** If participating in the Costume Class, you may have a team of individuals; however cash prizes will be split amongst the team.**

Lead Line

Class 4 – Age 10 & under Class 7 – Ages 17 – 21

Class 5 – Ages 11-13 Class 8 – Over 21

Class 6 – Ages 14 - 16

5. Awards: Cash prizes for 1st through 4th places as follows:

- 1st Place \$25 • 2nd Place \$20
- 3rd Place \$15 • 4th Place and down - \$10

6. Have difficulty accessing the Festival website? Contact 608 868-2505 evenings or email wisbc@centurytel.net .

Questions? Please call Jessica Alf at 608-868-2505 or email coachjess@csakids.com.

Judging Standards:

- A. Garment Construction; visibility of wool
Style and/or Fashion Accessories
- B. Entrant's Poise
Entrant's Appearance
- C. Control of Animal
Presentation and Appearance of Animal

Silent Auction

Bidding from 9:00 am to 3:00 pm Saturday!

Activity Center

Like your auctions slow and steady, but with a hint of bidding excitement? Here's a great opportunity to bid on unique gift items, sheep supplies, fiber arts equipment and more while supporting the many activities and projects of your cooperative!

Want to donate to the Silent Auction? You can by bringing your donated items to the Silent Auction staff volunteers in the Activity Center by 9:00 a.m. Saturday, where you'll receive a receipt for your donation. The Wisconsin Sheep Breeders Co-op acknowledges with great appreciation the many Country Store and other vendors and contributors who have supported these fund raising efforts for over two decades. ***Thank you for your support!***

Hall of Breeds

Saturday – Sunday

Indoor Arena

Of the 374 sheep breeds in the world listed by Wikipedia, close to sixty are represented among the members of the Wisconsin Sheep Breeders Cooperative.

Some producers raise sheep that have very fine wool, well suited for the fiber industry, such as Coopworths or Merinos. Others raise hair sheep such as Katahdins that are adaptable to hot weather climates, while many producers specialize in meat breeds like Suffolks or Hampshires. There are breeds such as the East Friesian that produce excellent quality milk used in the growing Wisconsin sheep dairy industry and there are also producers making an effort to keep more exotic breed populations at a healthy level.

No matter what kind or type of sheep may interest you - whether a breed for your fiber arts interests, a 4-H project, or possibly a flock of production sheep - stop by the Hall of Breeds! Breeders will be on hand to discuss the merits of the sheep they raise, along with breed history, primary purpose and characteristics. They can also provide information on breed registry and state/national association membership. For more information, contact Larry Wilson at corycats@tds.net.

Pen of Three Carcass Competition

Indoor Arena

Supported by the
Wisconsin Sheep Breeders Co-op
and
Equity Cooperative Livestock Sales Association
Purina Feeds – Wisconsin & Northern Illinois
Big Gain of Wisconsin
Kent
with thanks to
University of Wisconsin-Madison
Meat Science & Muscle Biology Lab
& Robbie Weyker Manager
Dr. Dave Thomas
Brandon Knutson
Ketcham's Sheep Equipment
Alissa Grenawalt, Extension Outreach Specialist,
UW-Madison

How It Works

- Exhibitors enter pens of 3 lambs at Wisconsin Sheep & Wool Festival.
- Lambs are judged in the pens - 9:00 am Sunday.
- A single lamb is selected by the judges for the carcass part of the show.
- The carcass lamb is harvested and purchased by the UW-Madison Meats Lab.
- Remaining two lambs sell at auction at Equity Johnson Creek September 14. *NOTE: If less than four pens of lambs are entered, all lambs will be harvested.*
- Placings will be announced 1:00 p.m. Sunday in the Activity Center.
- Carcass awards will be made at the Arlington Sheep Day - www.wisbc.com

HOW TO RESERVE A PEN

- Go to www.wisconsinsheepandwoolfestival.com
- Click on **SHEEP SHOWS – COMMERCIAL CARCASS**
- Click on the **RESERVE A PEN*** button. (A new tab will open at Showorks. All registrations/payments are handled by ShoWorks. Membership in the Wisconsin Sheep Breeders Co-op required.)
- Once at ShoWorks, you will need to **CREATE AN ACCOUNT** (user name and password). If you have already created an account, you will need to login to your account to place an **ORDER**.
- Find the type of entry/order you wish to place.
- **ORDER** - Once you have an entry in your shopping cart, you can save your progress and return at a later time. Returning users can sign in with user name and password.
- **PAYMENT** - No saved registrations can be guaranteed unless payment is made. Payment must be made by credit card at the end of the registration process through our secure online system.

Entry Deadline – August 15

- When you are finished registering, you'll receive an email confirmation.

PRINT YOUR ORDER in case your email confirmation does not go through.

* Current Wisconsin Sheep Breeders Co-op membership is required. If you are not currently a member, you may join online using the **WSBC Membership** option in ShoWorks.

1. **Reserve Pens Online - Pen reservations accepted until pen limit reached. Entry Fees:** - \$25 per pen of 3 animals for current Wisconsin Sheep Breeders Co-op members, \$50 per pen of 3 for non-members. If you do not have access to a computer, contact the Wisconsin Sheep Breeders Co-op Office at 608 868-2505 (evenings after 5:00). Entries accepted on a first-come basis until 10 pens are filled based on online entry. Limit – 1 pen of 3 per person making entry. Only those sheep for which pen fees have been paid will be permitted to be penned. No in-transit sheep. Entry fees do not include admission to the Festival. Admission is charged at the gates Friday, Saturday and Sunday. Check catalog schedule for gate hours. Daily admission is \$8 per person, kids 8 and under FREE. Weekend passes at \$15 per person may be purchased at the Gate. ***Sheep exhibitors receive gate passes at the discretion of the sheep show superintendent.***
2. **Eligibility:** The WSBC Carcass Competition is open to wether or ewe lambs, commercial or purebred. The average weight of a pen of three lambs at entry must be between 115 and 175 pounds per lamb. Lambs must have between 3/8 inch and 1 inch of fleece by festival. No muzzles, drenching, cold water baths, ice wraps, blanketing, patch shearing, coloring, or fitting permitted. Lambs may not be tied in the pen.
3. **Health Certificates:** NOTE: Sheep originating from outside Wisconsin must be accompanied by a currently valid certificate of veterinary inspection for interstate movement, to be submitted at check-in. Sheep showing any symptoms of contagious or infectious disease will not be permitted to be unloaded, shown or exhibited. All sheep entries must comply with USDA scrapie regulations and programs and must be identified with official, individual scrapie identification.
4. **Disease symptoms:** Any evidence of sore mouth, ringworm, foot rot, pink eye, wool fungus or any other contagious diseases will eliminate all entries transported by that exhibitor, which will then not be permitted to unload or show.
5. **Drug Withdrawal:** Persons entering sheep in the Carcass Competition will be responsible for observing the required and/or recommended withdrawal times for any and all feed additives, antibiotics, dewormers, vaccines or any compounds fed to the lambs they have entered into this competition. Any evidence to the contrary uncovered at any stage of this competition may result in immediate or

eventual disqualification of the lambs and/or carcasses and may cause an exhibitor to be banned from future competitions or the forfeiture of any and all premiums or payments. (See Statement of Liability)

6. **Inspection:** All sheep subject to inspection prior to unloading.
7. **Identification:** All lambs entered must have birth dates recorded upon arrival. All sheep entries must comply with USDA scrapie regulations and programs and must be identified with official, individual scrapie identification.
8. **All Pens Assigned:** Pens will be assigned by show Superintendent. Due to limited available penning, tack pens may not be allowed. Please plan accordingly. Pen cards will be provided.
9. **Feeding/care:** Feeding and care of lambs until they leave the grounds for harvesting is solely the responsibility of the exhibitor. Shavings will be provided as bedding.
10. **Judging:** Lambs will judged in their respective pens on Sunday morning by a panel of judges.
11. **Carcass Lamb:** A single lamb from each pen of three will be selected by the panel of judges to be harvested, and the meat purchased, by the University of Wisconsin Meats Lab. Carcass data will be taken by University of Wisconsin-Madison Meats Lab staff and faculty and carcasses placed by standard and established indexing criteria. NOTE: If less than four pens of lambs are entered, all lambs will be harvested.
12. **Market Lambs:** The remaining two lambs in each pen of three will be transported to Equity Co-op at Johnson Creek on Sunday evening.
13. **Payment for Lambs:** Payment for all lambs will be made by purchaser directly to the exhibitor and address on the entry.
14. **Contest Results:** Live placings will be announced at 1:00 p.m. Sunday afternoon in the Activity Center. Carcass contest results will be announced in the Fall Issue of the Wisconsin Shepherd and awards presented at the 2017 Arlington Sheep Day-Wisconsin Sheep Breeders Co-op Annual Meeting in Arlington, Wisconsin.
15. **Awards:** Premium payout to 10th place. A traveling trophy and \$200 will be presented to the top live placing pen at 2017 Arlington Sheep Day. A \$200 Award will be presented to the exhibitor of the top placing carcass lamb. A \$100 bonus will be added if the top placing carcass lamb is part of the first place live placing pen.
16. **Right to Use Data:** The Wisconsin Sheep Breeders Co-op reserves the right to record, photograph or otherwise utilize and/or share data and information from any and all Carcass Competition entries for programming, publications or presentations.
17. **Transportation:** Transportation of lambs to either Equity Co-op in Johnson Creek or to the UW-Madison Meats Lab will be provided by Carcass Competition committee members unless any disqualification shall cause an exhibitor to be required to remove his/her entries from the festival grounds.
18. **Liability:** All Festival regulations shall apply.

With **Sydell** *You Can See...*

CLEMSON UNIV.

**The Light
at the End of
the Tunnel for
Your Sheep/Goat
Equipment Needs!**

Sydell Inc., 46935 SD Hwy 50, Burbank, SD 57010
Phone: (605) 624 - 4538 Toll Free: 1-800-842-1369
Website: www.sydell.com Email: sydell@sydell.com

CALL AHEAD FOR FREE
DELIVERY TO WISCONSIN
SHEEP & WOOL FESTIVAL
SEPT. 7-10, 2017

Stock Exchange A Unique Opportunity to Sell Your Sheep!

See map of Fair Park

Looking for a better way to buy or sell breeding stock? You now have that opportunity through the Stock Exchange, a market place where sheep and fiber enthusiasts can view them at the Wisconsin Sheep & Wool Festival!

It's easy. Any kind of sheep can be sold: registered, commercial, wether-type, fiber-type, lambs, yearlings, mature, rams or ewes. Sheep do not have to be washed or fitted, but should be presentable and healthy. Sellers can set up bid boards at their pens, sell at a set price or negotiate with buyers as they please, any time between Friday morning and Sunday afternoon of the Festival.

HOW TO RESERVE A PEN

- * Go to www.wisconsinsheepandwoolfestival.com
 - * Click on **SPECIAL EVENTS – STOCK EXCHANGE**
 - Click on the **RESERVE A PEN*** button. (A new tab will open at Showworks. All registrations/payments are handled by ShoWorks. Membership in the Wisconsin Sheep Breeders Co-op required.)
 - Once at ShoWorks, you will need to **CREATE AN ACCOUNT** (user name and password). If you have already created an account, you will need to login to your account to place an **ORDER**.
 - Find the type of entry/order you wish to place. Under **DEPARTMENT**, select **STOCK EXCHANGE**, then under **DIVISION**, select **PENS FOR STOCK EXCHANGE**.
 - **ORDER** - Once you have an entry in your shopping cart, you can save your progress and return at a later time. Returning users can sign in with user name and password.
 - **PAYMENT** - No saved registrations can be guaranteed unless payment is made. Payment must be made by credit card at the end of the registration process through our secure online system.
 - When you are finished registering, you'll receive an email confirmation.
PRINT YOUR ORDER in case your email confirmation does not go through.
- * Current Wisconsin Sheep Breeders Co-op membership is required. If you are not currently a member, you may join online using the **WSBC Membership** option in ShoWorks.

REMEMBER

**Download and Complete Consignment Form
Bring Consignment Form to Stock Exchange**

Fee: The rental fee for a 5 x 8 foot pen is \$25 – maximum of 5 head per pen. (Does NOT include admission to the Festival.)

Reserve pens online only: www.wisconsinsheepandwoolfestival.com. Sellers reserving pens in the Stock Exchange must be current members of the Wisconsin Sheep Breeders Cooperative. Membership is \$25 per year and includes a free, three-month classified ad on the WSBC website. Purchase memberships online with pen reservations.

Other Charges: None.

Pen Availability: Until barn is filled. First come basis.

Pen Limit: 5 head per pen

Contact: Sara Hildebrandt 715-340-4812
sarahildebrandt15@gmail.com

Health Certificates: NOTE: Sheep originating from outside Wisconsin must be accompanied by a currently valid certificate of veterinary inspection for interstate movement, to be submitted at check-in. Sale superintendents will collect and hold health certificates until release at which time a copy will be returned to exhibitors. No sheep showing any symptoms of contagious or infectious disease will be permitted to be unloaded, shown or exhibited. All sheep entries must comply with USDA scrapie regulations and programs and must be identified with official, individual scrapie identification. If Wisconsin sheep are sold out of state, exit health papers can be written at the Festival at an additional cost to the Seller. It is the Buyer's responsibility to be cognizant of and adhere to the entrance requirements of his/her own state.

Warranties & Guarantees: None. There are no warranties or guarantees, either expressed or implied, as to the suitability or merchantability of fitness for any particular purpose with respect to the sheep being sold through the Stock Exchange. All sales agreements and or contracts are between Buyer and Seller only and no other parties assume any liability, legal or otherwise, express or implied.

Liability: Please see below and *Seller Information*.

Payment for Sheep Sold: Any and all payments for sheep sold through the Stock Exchange are strictly between Seller and Buyer. Neither the Wisconsin Sheep Breeders Cooperative nor Wisconsin Sheep & Wool Festival, LLC will accept, hold or guarantee payment for any sheep merchandised through the Stock Exchange.

All Pens Assigned: Pens will be assigned by show superintendent. Due to limited available penning, tack pens will not be allowed. **There is a 5 head per pen limit.** Please plan accordingly.

No In-transit Sheep: In-transit sheep are not allowed in the Stock Exchange or on the grounds. Only sheep consigned and recorded for sale will be allowed to be penned in the Stock Exchange barn.

Arrival – Unloading: Consignment forms must be filled out and returned to Superintendent before sheep are unloaded or penned.

Departure – Loading Out: Confirm ID and destination of sheep leaving the Stock Exchange with Superintendent and clean out pens. If sheep are going out of state, they must be accompanied by the proper health papers.

Identification: All sheep sold through the Stock Exchange must have proper identification recorded with sale management and records will be maintained by the Wisconsin Sheep Breeders Cooperative per Wisconsin Department of Agriculture, Trade and Consumer Protection requirements. All sheep must have official scrapie identification ear tags in place upon arrival. Include scrapie ID numbers when entering Stock Exchange sale sheep online. Downloadable forms are available online www.wisconsinsheepandwoolfestival.com. If you have questions about what constitutes official ID, contact the Wisconsin Department of Agriculture, Trade & Consumer Protection at 608 224-4874.

Seller Information: Neither the Stock Exchange managers, volunteers or persons acting on behalf of the Stock Exchange, Wisconsin Sheep Breeders Cooperative, or the Wisconsin Sheep & Wool Festival, LLC, can or will assume any responsibility as to the

authenticity of any pedigrees, bloodlines, or information provided by Sellers or representatives thereof, or pen cards and the subsequent genetic performance of any sheep purchased. Any information, guarantees or claims provided and/or offered by individuals renting pen space for the purpose of selling sheep in the Stock Exchange is strictly between the Seller and Buyer and will not be enforced by the Stock Exchange managers, Wisconsin Sheep Breeders Cooperative or the Wisconsin Sheep & Wool Festival, LLC.

Cleaning Pens: All permanent pens must be cleaned following dismissal or a \$20 per pen cleaning fee will be assessed.

Parking: Please park all vehicles and trailers to the west and south of the Sale Arena and Sheep Barn. Parking next to barns and buildings is prohibited except for loading and unloading.

Statement of Non-Discrimination

The Wisconsin Sheep & Wool Festival, LLC and the Wisconsin Sheep Breeders Cooperative do not discriminate against anyone on the basis of race, creed, religious preference or physical or other disabilities with regard to volunteers, participants or any person associated with or attending the Festival.

Statement of Liability

All activities of the Wisconsin Sheep & Wool Festival, LLC (Festival) taking place on the grounds of Jefferson County Fair Park shall be under the immediate control and direction of the chairperson(s) and/or superintendent(s) for that event or activity, but the Festival, Wisconsin Sheep Breeders Cooperative and Jefferson County Fair Park shall not be, in any case, held responsible for any type of loss, injury, actions or damage that may occur or be experienced by exhibitors, vendors, customers, volunteers, students, onlookers, participants or attendees. The Wisconsin Sheep & Wool Festival, LLC takes no responsibility for any activity assuming, claiming or advertising affiliation with the Festival which does not take place within the limits of Jefferson County Fair Park and within the posted daily schedule of the Festival.

Each exhibitor, vendor or persons displaying for educational, sale, exhibition or instructional reasons any animal, item or product will be solely responsible for any consequential or other loss, injury or damage to, or occasioned by, or arising from any animal or article exhibited by any said person, and shall indemnify the Wisconsin Sheep & Wool Festival, LLC, the Wisconsin Sheep Breeders Cooperative and Jefferson County Fair Park against all legal or other proceedings in regard thereto, as well as damage or injury to any other person(s) or property caused by the exhibitor, vendor, or person(s) displaying items for educational, exhibition or instructional reasons, or any of the animals exhibited by persons or arising out of, or in any way connected with such exhibition of any of the animals, products or items exhibited, displayed or offered for sale.

The care, feeding, safe handling and safety of all animals brought to the Wisconsin Sheep & Wool Festival shall be the sole responsibility of the person or persons exhibiting, displaying or managing such animals, including sheep for display, sale, entered in competition, or for educational purposes; dogs entered in a stock dog trial or stock dog demonstration; or any animal as part of or incidental to a vendor display. Exhibitors and handlers must provide their own feed, bedding, and water for animals in their care. The Wisconsin Sheep & Wool Festival, LLC shall provide exhibitors, handlers and vendors with assigned space for their displays and exhibits subject to such rules and regulations as may be prescribed. By providing such space, the Festival shall not insure, nor be responsible for, the safety of such animals, or the person or persons tending them.

Accepted Entries

In all cases, the Wisconsin Sheep & Wool Festival, LLC reserves the right to reject, accept, or conditionally accept any entry and does not guarantee space in any show, trial or display barns to any entry, as it is intended that only such animals shall be entered and shown or sold as have merit, will be a credit to both the exhibitor and Festival, and are judged not to pose any health risk to other livestock, their handlers and other exhibitors. In all matters related to acceptance of entries, decisions shall be at the discretion of the Superintendent in charge of the respective activity, show or exhibition. Any exhibitor who knowingly makes a material misrepresentation may be barred from all future competitions at this event.

The Woolgatherers Fiber Arts Suppliers Spinning, Felting, Weaving, Needle Arts, Knit & Crochet

Spinning Wheel Repair and Restoration



Ashford Traditional

Spinning Wheels from
Ashford, Louet
Spindles
Clemes Carders
Flax stricks for spinning
Roving from Eidersheep,
Churro, Merino, Corriedale,
Falkland and more....

INOX Needles and Accessories
DMC Crochet/Tatting Thread
Knitting Yarn from:
Brown Sheep, Ashford,
Blackberry Ridge
Jaggerspun, Kraemer

Spinning Stools



Looms:
Öxabäck, Glimakra,
Ashford, Dutchmaster
(Own Production)



Dutchmaster Loom

Öxabäck Lilla Loom

Weaving Yarn:
Lunatic Fringe
Brassard
Vaxbo Linen
Brown Sheep
Henry's Attic and more..



Jacquard Dyes and Assists
Books and Reading Corner
Classes and Private Instruction

Imported Linen Fabrics
Handwoven Gallery featuring pieces by
Sara von Tresckow

THE WOOLGATHERERS LTD.



Sara and Hans von Tresckow
25A N. Main St.
Fond du Lac, WI 54935

Tel. 920-907-0510
info@woolgatherers.com
www.woolgatherers.com

Tues. - Sat. 10am to 5pm
or by appointment

Used Equipment Auction & Shepherd's Auction

2:00 p.m. Saturday

Warm-up Arena

NOW ONE BIG EVENT!

It all happens on Saturday, starting at 2 p.m. in the Warm Up Arena at the Wisconsin Sheep & Wool Festival. Both auctions to be sold by Bob Johnson, Badger State Auctions. Now you don't need to be in two places at once! Get one buyer's number and bid often to support the Wisconsin Sheep Breeders Co-op youth education funds and your industry.

To Donate to the Shepherd's Auction

Go to www.wisconsinsheepandwoolfestival.com

Click on: Special Events - Shepherd's & Silent Auctions

Fill out donation form and submit or bring donated items to

Warm Up Arena by 12:00 noon, Saturday, September 9.

Contact Tim Miller - 608 751-2963

To Consign to the Used Equipment Auction

Go to www.wisconsinsheepandwoolfestival.com

Click on: Special Events - Used Equipment Auction

Complete the consignment form and submit online or download consignment form and then bring consigned items to

Warm Up Arena by 12:00 noon, Saturday.

Contact Ryan Bingen - 262 339-9816

ryan.bingen@gmail.com

USED EQUIPMENT AUCTION

This a great opportunity to buy or sell all types of equipment: feeders, scales, seeders, electric fencers, trimming stands, carders, water tanks, hand tools, small farm implements – you name it! Even items for the fiber arts such as spinning wheels, carders and looms!

15% of the gross receipts on all items sold through the auction will be taken as a commission by the Wisconsin Sheep Breeders Cooperative.

• *Items bid back by a consignor will be charged 15% commission on the bid-out price.*

• All sales final.

• Items remaining on Festival grounds after 3:30 p.m. on Sunday become property of the Wisconsin Sheep Breeders Cooperative.

• No pharmaceuticals, vaccines, dewormers, insecticides, paints, herbicides or chemicals of any type accepted as consignments.

• All items sold as-is – no warranties, express or implied provided by the Wisconsin Sheep Breeders Co-op or Badger State Auction.

• Festival Admission - \$8 per day, \$15 per weekend pass. Kids 8 and under are free. Parking is free.

• The Wisconsin Sheep & Wool Festival, Wisconsin Sheep Breeders Co-op and Badger State Auction are not responsible for loss or damage of items consigned or purchased. All purchases become responsibility of buyer at point of sale.

USED EQUIPMENT & SHEPHERD'S AUCTION CONSIGNMENT - DONATION FORM

Name _____

Address _____

City _____ State _____ Zip _____

Phone _____ Email _____

Check one: Donation Shepherd's Auction _____ Consignment Used Equipment Auction _____

Items Donated – Consigned

I agree to have the above listed items at the Warm Up Arena at Jefferson Fair Park no later than Noon on Saturday of the Wisconsin Sheep & Wool Festival.

COMPLETE AND BRING WITH YOUR DONATION/CONSIGNMENT

Make a copy for your record.

Key To Breed Abbreviations - WSBC Membership Directory

Al	Alpaca	EL	English Leicester	Ra	Rambouillet
AnGo/G	Angora Goats/Goats	Fin	Finn	Racka	Racka
Aw	Awassi	GD	Guard Donkeys	Rom	Romeldale
Bar	Barbados	Got	Gotland	Romn	Romney
BFL	Bluefaced Leicester	Ha	Hampshire	Roy Wht	Royal White
BL	Border Leicester	Hdo	Horned Dorset	Sal	Salish
BIWsh	Black Welsh Mountain Sheep	Ice	Icelandic	SAMM	South African Meat Merino
BoerG	Boer Goats	IdF	Ile de France	ScBl	Scottish Blackface
Boor	Booroola	Jac	Jacob	Sh	Shropshire
BCh	Border Cheviot	Kat	Katahdin	ShetSh	Shetland Sheep
Brit Soay	British Soay	La	Lacaune	So	Southdown
CL	Club Lambs	Lin	Lincoln	StCrx	St Croix
CIF	Clun Forest	Llama	Llama	Su	Suffolk
Col	Columbia	LL	Longwool Leicester	Ta	Targhee
Com	Commercial	Mer	Merino	Tswtr	Teeswater
Coop	Coopworth	Mon	Montadale	Tex	Texel
Cor	Corriedale	Mrnx	Merinox	Tu	Tunis
Corm	Cormo	Mule	Mule	WDorpr	White Dorper
Cot	Cotswold	Nav	Navaho	Wen	Wensleydale
CVM	California Variegated Mutant	NCh	North County Cheviot	WT	Wether-type
D	Dogs	NCW	Natural Colored Wool	WSWF	Wisconsin Sheep & Wool
DaSh	Dairy Sheep	OEB So	Old English	Vendor	Festival Vendor
Do	Polled Dorset		Babydoll Southdown	WWW	Wisconsin Wool Works!
Dorpr	Dorper	Ox	Oxford		
Efr	East Friesian	Pol	Polypay		

TROXEL COLUMBIAS

“Focused On Excellence!”

**Sara, Chris, Courtney & Seth
Dave & Mary Troxel**

**N6127-9th Ave
Plainfield, WI 54966**

**Sara 715-340-4812
Farm 715-335-6854**

sarahildebrandt15@gmail.com




Yearling Ewe 15-89



Fall Ewe Lamb 16-218

Share ... **THE SHEPHERD'S GUIDE**

Provide this valuable resource to your clients, or at gatherings for sheep producers



BEST ARTICLES ON:

- Flock Management
- Breeding
- Lambing
- Caring for Sheep
- Problems
- Wool Care & Shearing
- Guardian Animals

To order, go to:

www.theshepherdmagazine.com


Free digital download from our website;

Single print copies available for \$5 each;

Get a bundle: 50 copies for \$13.45

(the cost of mailing). **Please, no phone calls.**

And Subscribe ...



THE SHEPHERD *A guide for sheep and farm life*

**Best articles on Sheep, Goats &
Farm Life delivered 12 times a year!**

To order, go to:

www.theshepherdmagazine.com

\$30/year

2017 Wisconsin Sheep Breeders Cooperative Memberships

EDWARD & CHRISTINE ABEL
SPRUCE SPRINGS
5450 COUNTYLINE RD
RUDOLPH, WI 54475
715-435-3228
Kat

ROMAINE ACE
ACELINE SUFFOLKS
& CLUB LAMBS
658 TIPPERARY RD
BROOKLYN, WI 53521
608-835-5264
Su wt

**JILL, JOHN, BRITTANY,
JORDAN & JESSICA ALF**
ALF HAMPSHIRE
7811 N CONSOLIDATED
SCHOOL RD
EDGERTON, WI 53534
H: 608-868-2505
C: 608-449-0611
alfhamp@centurytel.net
facebook/alfhampshires
Ha

DAVID ALLEN
ALLEN'S CLUB LAMBS
N4503 IRISH RD
CHILTON, WI 53014
920-849-9774
WT Su Ha

DAVID ALLEN
S-3951 GROTE HILL RD
REEDSBURG, WI 53959
608-524-4786
Ch So Lin WT

ARGYLE FIBER MILL LLC
KRISTI LANGHUS
200 E MILWAUKEE ST
ARGYLE, WI 53504
608-543-3933
kristi@argylefibermill.com
argylefibermill.com
Ice WSWF vendor

**CORINNE ARNEVIK-HANSEN
& VICTORIA ARNEVIK**
ARNEVIK FAMILY SUFFOLKS
2550 12 3/4 AVE
CAMERON, WI 54822
715-205-9603
chansen@sdlwi.org
Su WT

KATHRYN ASHLEY-WRIGHT
EWETOPIA FIBER MILL
102 S MAIN ST
VIROQUA, WI 54665
608-637-3443
info@ewetopiafibershop.com
ewetopiafibermill.com
Mer Com WSWF vendor

JEFF & KERRI AST
3962 HILLSIDE RD
SLINGER, WI 53086
262-573-2894
kjast7473@yahoo.com
Com Ha Su

BARB LASSA PHOTOGRAPHY
BARB LASSA
5633 KNUTH RD
WISCONSIN RAPIDS, WI 54495
715-424-1376
lassabarb@gmail.com
barblassa.com
WSWF vendor

LAURA & ANDY BARRIE
N1195 PLYMOUTH TRAIL
NEW HOLSTEIN, WI 53061
920-797-9124
ps23farm@yahoo.com
psalm23fibers.blogspot.com
Com Cor AnGo

KELLY K. BARTELS
OK ACRES SHETLANDS
W7505 HWY 11
MONROE, WI 53566
608-558-5099
okacres@hotmail.com
okacres.com
ShetSh

BEN & DENISE BARTLETT
LOG CABIN LIVESTOCK
N4632 ET RD
TRAUNIK, MI 49891
906-439-5210
bndbartlett@tds.net
Pol Ta Com

CAROL BATTENBERG
W5670 FINDER RD
JOHNSON CREEK, WI 53038
920-699-2233
batten2@tds.net
Do Pol Com WWW Vendor

**TODD, MARIE, ALYSSA &
ALEC BAUMER**
HI-WAY C COLUMBIAS
W3896 HARVEY LANE
MINDORO, WI 54644
608-769-3591
hiwayccolumbias@charter.net
Col

BEAR LAKE ENTERPRISE INC,
BILL KEOUGH
CEDAR LANE DORSETS
35656 N WATER DE
MANAWA, WI 54949
920-428-5712
bksheep@wolfnet.net
bksheep.com
Do

DEB BENDER
PO BOX 223
DEERFIELD, WI 53531-0223
608-219-8802
eieiomom@gmail.com
DaSh Efr, NCW, Com

BIJOU BASIN RANCH
EILEEN & CARL KOOP
16971 COUNTY RD 102,
PO BOX 152
ELBERT, CO 80106
303-601-7544
sales@bijoubasinranch.com
WSWF vendor

RYAN BINGEN
ROCKIN 'B' SHOW LAMBS
5821 HWY 33
ALLENTON, WI 53002
262-339-9816
ryan.bingen@gmail.com
WT

**STEVE, MICHELLE &
JILLIAN BINGEN**
BINGEN LIVESTOCK
6451 WILDLIFE DR
ALLENTON, WI 53002
262-388-3324
sbingen@outlook.com
facebook/Bingen Oxfords
Ox NCW

MICHAEL & BARBARA BISHOP
MB GENETICS, INC
W4628 HALL RD
RIO, WI 53960
920-992-6183
southdowns@mbgenetics.com
mbgenetics.blogspot.com
So

BOB & CAROL BLACK
EWESFUL GIFTS
7868 STATE ROAD 73
COLUMBUS, WI 53925
920-623-3536
ewesfulgifts.com
WWW WSWF Vendor

BLEATING HEART HAVEN
CINDY ELLENBECKER
W1993 THEDE RD
NEW HOLSTEIN, WI 53061
920-286-0971
bhavenfiberarts@yahoo.com
bleatinghearthaven.com
BFL Corm Cor AnGo WSWF Vendor

DICK & JUANITA BONIFACE
2462 LAKE GEORGE DR NW
CEDAR, MN 55011
763-753-4636
agrifolks@gmail.com

ERVIN & LINDA BORLESKE
RIVERBEND LIVESTOCK
PO BOX 161, E6248 LANE DR
REEDSBURG, WI 53959
608-524-2509
sheep@rucls.net
Com

MARY PAT & BILL BOSCHERT
N5745 US HWY 151 S
BEAVER DAM, WI 53916
920-382-7943
billboschert@gmail.com
Com

RONALD & KATHRYN BRAUN
BRAUN EARTH ACRES
3316 CTH S
CATO, WI 54230
920-732-3212
braunearthacres@gmail.com
Su Do

WILLIAM & JEAN BREW
BREW CENTURY FARM
S120 CTY RD A
WISCONSIN DELLS, WI 53965
608-254-7428

BRIAR ROSE FIBERS
CHRIS ROOSIEN
7950 HANNA LAKE AVE
CALEDONIA, WI 49316
616-554-4900
C: 616-299-5949
roosien10@sbcglobal.net
briarrosefibers.net
WSWF vendor

GREG & VICKI BRICKNER
S-508 COUNTY RD G
WONEWOC, WI 53968
608-495-1208
greg.brickner@gmail.com
Com

LINDA BRION
SHEEPS AND ME
W4050 HWY 32
ELKHART LAKE, WI 53020
920-980-5040
sheepsandme@gmail.com
Tswtr Cot BFL Lin

MATT & JENNIFER
BUGENHAGEN FAMILY
S76 W24855 NATIONAL AVE
MUKWONAGO, WI 53149
262-844-2114
mjlrbk@yahoo.com
Com WT

**LLOYD & PHYLLIS
BURGENER**
RAM-LIN ACRES
18081 SCHAUFER LN
RICHLAND CENTER, WI 53581
608-604-3580
ramlinacres@gmail.com
Lin

SEAN & NANCY BURTON
HEART PRAIRIE SHEEP & CATTLE CO
W8727 MEADOWBROOK RD
ARGYLE, WI 53504
715-584-1093
nzernicke@gmail.com
Su Ha Com

DR STEVE CARLSON
CARLSON RAMBOUILLET
W9945 570TH AVE
ELLSWORTH, WI 54011
715-425-5050
jccmath@yahoo.com
Ra

ALLAN & SALLY CASPER
N6095 330TH ST
MENOMONIE, WI 54751
715-235-7600
skcasper@wwt.net
Com Do

ISABELA CASTANEDA
SERENITY SPRING WOOL
22000 VICTORIA LANE
RICHLAND CENTER, WI 53581
301-502-2886
serenityspringwool@gmail.com
serenityspringwool.com
Romn CVM Kat

NORBERT CHESNEY
CHESNEY RANCH
W7775 COYNE RD
FOND DU LAC, WI 54937
920-948-0827
ncbowzer0@gmail.com
Do Ch Pol Cor

MARK & DIANE CHRISTENSON
6114 CTY HWY T
CHIPPEWA FALLS, WI 54729
715-874-6612
christensonma@gmail.com
Com

CLEMES & CLEMES INC
HENRY & ROY CLEMES
650 SAN PABLO AVE
PINOLE, CA 94564
510-724-2036
info@clemes.com
clemes.com
WSWF vendor

TERRY & MARILYN COLLINS
COLLINS FARM
N79 W32747 PETERSEN RD
HARTLAND, WI 53029
262-966-7531
ShetSh

ROBIN COMER
SHEEP HILL FARM
PO BOX 2007
RANCHO SANTA FE, CA 92067
sheephillfarm@hotmail.com

ANDY & FLORENCE CONNORS
AFPK CONNORS HAMPSHIRE
1266 STATE RD 92
VERONA, WI 53593
608-832-4444
afpkhamp@tds.net
Ha Mon Com

MARY & CHUCK CORBETT
N3139 MARTIN RD
COLUMBUS, WI 53925
608-698-8014
Ch

ED & EVELYN CROOKS
W1948 HWY OK
BRODHEAD, WI 53520
608-897-2041
raisinlady69@gmail.com
WT Com

MIKE & ANNETTE CROUSE
ALL AMERICAN FIBERS
12307 W ROUTE 173, UNIT A
HEBRON, IL 60034
847-902-7802
mill@allamericanfibers.com
allamericanfibers.com
WSWF vendor

2017 Wisconsin Sheep Breeders Cooperative Memberships

RANDY & SANDY CUTLER
CUTLER COUNTRY COMFORT
2554 CO HWY N
MILLADORE, WI 54454
715-457-2781
rcutler@tznnet.com
BFL

LYNNE DAVIS
SUNNY MEADOWS FARM
42835 N CRAWFORD RD
ANTIOCH, IL 60002
847-395-3868
sunnymeadows.farm.il@gmail.com
Cor

LINDA DEE DERRICKSON
BLUFFWOOD LANDING
W4350 WIRTH LANE
MONTICELLO, WI 53570
608-636-0523
lindadee4350@yahoo.com
bluffwood.com
Jac Tu CVM Romn

ED & PAM DITTBRENNER FAMILY
DITTBRENNER FARMS
309 STATE RD 48
CUMBERLAND, WI 54829
715-822-2640
Su

DALE & JUDY DOBBERPUHL
MINT GOLD RANCH
5807 COUNTY RD X
DEPERE, WI 54115
920-864-7732
mintgoldranch@gmail.com
mintgoldranch.com
Su

STEVE & DARLENE ECKERMAN
ECKERMAN SHEEP COMPANY
N6681 S ROLLWOOD RD
ANTIGO, WI 54409
715-623-2520
eckermansheep@gmail.com
eckermantax@gmail.com
Com Efr La Aw

TIM & RUTH EHLEN
10225 E WAITE RD
CLINTON, WI 53525
608-676-2569
Do Com

EQUITY COOPERATIVE
LIVESTOCK SALES ASSOCIATION
401 COMMERCE AVE, PO BOX 1003
BARABOO, WI 53913
608-356-8311
mailbag@equitycoop.com
equitycoop.com
Livestock Sales

GARY M ERICKSON
MAPLE CREST FARM
1896 220TH ST
HUMBOLDT, IA 50548
515-332-1680
gsheep@ncn.net
Col Ha

LAURIE FABRIZIUS
W5640 CTY RD CS
POYNETTE, WI 53955
608-575-9312
lauriefabrizius@gmail.com
Com

CAROL FALK
FALK'S SHEEP
E1114 LONE PINE RD
WAUPACA, WI 54981
715-281-8262
Col

REID & STEPHANIE FORMO
FORMO FARMS, INC
3965 E BRIGHAM RD
BLUE MOUNDS, WI 53517
320-424-2832
formo@live.com
formo-farms.com
So

MARALYN FOWLER
CROFTLAND FARM, LLC
W8151 COUNTY RD F
CASCADE, WI 53011
920-528-8013
mfowlfarm@msn.com
croftlandfarm.com
Do Kat Coop Cor WSWF
Vendor

DEBORA GALAZ
350 BLOOMINGTON AVE
WOOSTER, OH 44691
330-347-7012
dnamib@yahoo.com
lanadeflor.etsy.com
WWW

JONATHAN GANSKE FAMILY
CAL-BRI FARMS
W7816 HEMLOCK RD
BEAVER DAM, WI 53916
920-885-2455
ganskebednbiscuit@gmail.com

CHRIS & LAURA GREGORY
MEADOW VIEW FARM
16627W SAND LAKE RD
STONE LAKE, WI 54876
715-865-2960
meadowviewfarms@hotmail.com
Pol Com

JANE GROGAN
MARIPOSA DESIGNS
4810 ODANA RD
MADISON, WI 53711
608-279-2591
janegro@yahoo.com

TERRY GROTH
FARM 45 LLC
3180 HWY C
JACKSON, WI 53037
414-305-6452
facebook.com/farm45llc
Kat

RICK GRUWELL
GRU-WELL FARMS
N2001 W HARMON RD
LODI, WI 53555
608-370-3572
rgruwell@merr.com
Pol

MARY GUELIG
N5092 PINE RD
EDEN, WI 53019
920-904-6456
Kat Com

DAVID & KAY HAMMER
HAMMER'S SHEEP
6738 HILLDALE RD
CUBA CITY, WI 53807
608-759-4304
608-778-5104
davidhammer@centurytel.net
Lin Ra

DONNA & NATHAN HAUSER
HAUSER POLYPAYS
S67 W38381 HIGHWAY ZZ
EAGLE, WI 53119
262-495-2692
d.mhauser@gmail.com
hauserpolypays.web.com
Pol

EVAN HAVLIK
HAVLIK LIVESTOCK
1430 8TH ST
FENNIMORE, WI 53809
608-574-3596
havlikevan@yahoo.com
Su Pol

HEARTHSIDE FIBERS
LARRY & LAEL WILSON
W3476 CTY B
JOHNSON CREEK, WI 53038
920-699-2362
yarn@hearthsidefibers.com
hearthsidefibers.com
WSWF vendor

JENNIFER HERZBERG
W485 LIENKE RD
COLUMBUS, WI 53925
920-484-3849
jherzberg@centurytel.net

CHRIS & SARA HILDEBRANDT
TROXEL COLUMBIAS
124 N BEACH ST
PLAINFIELD, WI 54966
715-340-4812
sarahildebrandt15@gmail.com
troxelcolumbias.com
Col

DUANE, TINA & ANNA HINCHLEY
2844 HWY 73
CAMBRIDGE, WI 53523
608-764-5090
Ta

FRANKLIN & BARB HINTZSCHE
HINTZSCHE SHEEP FARM
3951 SOUTH MULFORD RD
ROCHELLE, WI 61068
815-561-5538
815-561-5537
BL NCW

HOOKED ON WOOL
PRIMITIVES
JOELLYN COBB
1919 ROBERT DR
CHAMPAIGN, IL 61821
217-469-2086
hooker4710@gmail.com
hookedonwoolprimitives.
blogspot.com

JEROME A., EILEEN
& JACOB HUBER
HUBER SHEEP SHEARING
220 FREEDOM LANE
OXFORD, WI 53952
608-586-5735
Com

JOE & KRISTY HUBER
J&K FARMS
748 STATE RD 82
WISCONSIN DELLS, WI 53965
608-547-8273
Com WT

ILLINOIS WOOL & FIBER MILL
& THE COMPLETE SHEEP SHOP
JANE ZEIN
10828 CALEDONIA RD
BELVIDERE, IL 61008
815-721-4799
jane@ilwoolfibermill.com
completesheepshoppe.com
WSWF vendor

JEN JOHNSON
WHISPERING PINES
9920 CHESTNUT RIDGE
MIDDLEPORT, NY 14105
716-525-3347
jen6265@gmail.com
whisperingpineshetlands@
blogspot.com
ShetSh WSWF vendor

TIM & MARY JERGENSEN
CLOVERLAWN STOCK FARM
782 16TH AVE
ALMENA, WI 54805
715-357-6159
cloverlawn357@gmail.com
Com

CHARLES JONES
ROCKY RIDGE
N5987 15TH AVE
WILDROSE, WI 54984
920-622-4334
Com

HOLIN KENNEN
THE DANCING LAMB
217 W MAIN ST
EVANSVILLE, WI 53536
608-882-0267
thedancinglamb@gmail.com
thedancinglamb.com
WSWF Vendor

MARK & MARIE KENWORTHY
KENWORTHY FARM
17354 INTERLUDE RD
TOMAH, WI 54660
608-372-7340
suekenworthy@yahoo.com
Cot

LAUREL KIEFFER
DREAM VALLEY FARM, LLC
N50768 CTY RD D
STRUM, WI 54770
715-695-3617
kiefitl@tcc.coop
Efr La

JAMES & TERRI KIPP
GREY FEATHER FARM
E5085 IRISH RIDGE RD
VIROQUA, WI 54665
715-255-8300
greyfeatherfarm.com
Sh

MARK & MARIE KJORLIE
CHICORY MEADOWS FARM
1019 OVIATT ST
KAUKAUNA, WI 53559
H: 920-766-4563
F: 608-655-3703
chicorymeadows@sbcglobal.net
Su Ra Com

GARY T & DYLAN R KLUG
939 HAZEL RD
HARLAN, IA 51537
712-202-4461
klughamp@tm.net
Ha So

KNITCIRCUS YARNS
JAALA SPIRO
634 GRAND CANYON DR
MADISON, WI 53719
608-841-1421
C: 608-957-9540
jaala@knitcircus.com
knitcircus.com
WSWF vendor

MIKE & LESA KNUTH
ROYAL K RANCH
S7440 ELI VALLEY RD
LOGANVILLE, WI 53943
608-963-4774
lesa.knuth@wicw.net
Com

BRANDON & MICHELLE KNUTSON
DIAMOND K SHEEP COMPANY
8605 S KEMMERER RD
CLINTON, WI 53525
608-732-4955
diamondklublamb@yahoo.com
Pol WT

LORI KNUTSON
MINI PARADISE ACRES
PO BOX 303
RANDOM LAKE, WI 53075
414-640-6387
paradisecresLJK@msn.com
paradisecressoapworks.com
WWW

MAUREEN KOCH
V CREEK
N1912 DOUBLE D
CAMBELLSPORT, WI 53010
920-539-4791
koch_maureen@hotmail.com
ShetSh CVM Com

2017 Wisconsin Sheep Breeders Cooperative Memberships

BLAKE, TRACI, KIRSTEN & TRENT KOHLMAN
KOHLMAN FAMILY FARM
N6315 BRANCH RD
PLYMOUTH, WI 53073
920-377-6233
kohlman@aol.com
So WT

KATHY KONING-MCCLURE
EWE N ME ENTERPRISES
4596 OSBORNE RD
WINNEBAGO, IL 61088
815-298-0274
kkoningmcclure@frontier.com
Wen BFL Mon Ra Su Mer

MARY KRETZSCHMAR
FARM GIRL FIBER
9790 STATE 76
CALEDONIA, WI 55921
507-896-0427
mklambs@acegroup.cc
farmgirlfiber.com
BFL Com WSWF Vendor

KUEHL FAMILY
SHEPHERD'S WAY FARM
W310 S749 MAPLE AVE
WAUKESHA, WI 53188
262-349-3373
kuehl.shepherdsaway@gmail.com
ShetSh Su Cor Com

CHAD & KELLY KURTZWEIL
SILENT OAKS HOBBY FARM
6507 CTY RD C
VESPER, WI 54489
715-305-4307
kellykurtzweil@yahoo.com
WT

ERIC LARSEN
5720 OAK PARK RD
MARSHALL, WI 53559
608-655-4035
jlcelloplayer76@gmail.com

BOB LEDER
BEAR CREEK SHEEP STATION
N8714 COUNTY RD T
BEAR CREEK, WI 54922
715-752-3459
rplader@frontiernet.net
bearcreeksheep.com
Com SAMM Efr Boor

EILEEN LEGUE
3100 GENEVA ST
RACINE, WI 53402
262-497-9629
legue@sbcglobal.net

DONNA & NATHAN LEIN FAMILY
LEIN LINCOLNS &
CORRIEALS
7295 I AVE
ARLINGTON, IA 50606
563-425-4262
Lin Cor

LILAC RIDGE FARM
THERESE LACASSE
8716 RIDGE DR
BELLEVILLE, WI 53508
608-832-6819
sdflach@yahoo.com
WSWF Vendor

LONDON DAIRY ALPACAS
6827 STATE HWY 147
TWO RIVERS, WI 54241
920-793-4165
ldalpacas@charter.net
londondairyalpacos.com
Al

LOOP FIBER STUDIO
STEPHANIE GORIN
32 RIVERSIDE AVE
HAVERSTRAW, NY 10927
202-550-5554
loopfiberstudio@gmail.com
loopfiberstudio.com
WSWF vendor

TODD LUEDTKE
LUEDTKE RAMBOUILLETS
426 CROWFOOT AVE
FOND DU LAC, WI 54935
920-602-4910
luedtke.todd@gmail.com
Ra

STEVE & CAROL LUTHER
H3025 ELDERBERRY RD
COLBY, WI 54421
715-223-2684
luther.steve.1945@gmail.com
Ha Su WT

CINDY & MARK MACKENZIE
OBSERVATORY HILL FARM
1017 OBSERVATORY HILL RD
BELLEVILLE, WI 53508
608-424-1581
shepherd@
observatoryhillfarm.com
observatoryhillfarm.com
Cor

CLAUDEEN MCAULIFFE
N3220 HALE RD
NEOSHO, WI 53059
920-625-2544
ShetSh Ice

COURTNEY & AMY MEYER
WOOLEN FEATHER FARM
W1755 ROCK RD
IRON RIDGE, WI 53035
920-387-2717
cansheep.6@gmail.com
Su Com

LAURA & ANDY MEYER FAMILY
EMERALD VALLEY FARM
N8020 SWITZKE RD
WATERTOWN, WI 53094
920-206-8445
alarshorty@yahoo.com
facebook/Emerald Valley Oxfords
Ox

TIM & BETH MILLER
TAILWIND FARM
12827 W STATE RD 81
BELOIT, WI 53511
608-751-2963
tailwindfarm@gmail.com
tailwindfarm.com
Ra

KEN & ROCHELLE MILLER
SAND BAY FARMS
93740 HYDE RD
BAYFIELD, WI 54814
715-779-0147
sandbayfarms@centurytel.net
Feeder Lambs

GENE MOMONT
INDIANHEAD RANCH
206 RANCH RD
IRON RIVER, WI 49935
906-265-4276
gmomont@outlook.com.
Com
MONSON FAMILY
N4171 CTY RD G
FORT ATKINSON, WI 53538
920-728-3301
laura.monson514@gmail.com
CL Ha

TOM MOORE
MURPHY MOORE FARM
W329 N3993 HIGH HILL CRT
NASHOTAH, WI 53058
262-923-0319
tommore.789@gmail.com

ANN MOSES
5570 BELLBROOK RD
BROOKLYN, WI 53521
608-220-6362
mosesae@gmail.com
BCh

BOB NELSON
CEDAR GROVE KATAHDINS
W4037 COUNTY RD RR
CEDAR GROVE, WI 53013
262-305-6027
bobnelson855@gmail.com
Kat

CHARLIE R. NEUMAN
LION N' LAMB
2809 N 56TH ST
MILWAUKEE, WI 53210
414-617-4199
charlieneuman@sbcglobal.net
WWW Vendor

JEFF, LESLIE, JOELLE & ANDY NEVENS
A&J NEVENS LIVESTOCK
N1225 HILLESTAD RD
LODI, WI 53555
608-592-7842
aandjnevenslivestock@frontier.com
myplace.frontier.com/~jrnevns
Ta

TONY & LORI NICHOLSON
N3888 SCHEPPERT RD
FORT ATKINSON, WI 53538
608-225-8678
5centson@nicholsonshs.com

WARREN & ELLEN O'BRIEN
IRISH ACRES
W4050 PALMER RD
RIO, WI 53960
920-992-3747
Pol

JACKIE O'CONNELL
1330 136TH AVE
UNION GROVE, WI 53182
262-914-2056
oconelj8@gmail.com
WWW Vendor

LORNA A. O'DONOVAN
FLYAWAY FARMS
W6019 MILLIGAN RD
WAUPUN, WI 53963
920-904-5483
lornanod@yahoo.com
Ra

OGLE DESIGN KIM OGLE
2705 E ARMOUR AVE
SAINT FRANCIS, WI 53235
414-702-8121
ogledesign@yahoo.com
ogledesign.etsy.com
WSWF vendor

JOAN PALMER
HICKORY RIDGE FARM
4718 ODANA RD
MADISON, WI 53711
608-443-6709
jbp.llc@outlook.com
Jac

SHELBY, SCOTT & LISA PASKEY
PASKEY SUFFOLKS
5213 CO HWY TT
COTTAGE GROVE, WI 53527
S: 608-837-3725
L: 608-669-3996
shelby@nlglaw.com
lrpaskey@gmail.com
Su

TOM & LINDA PEETERS
WILLOW FARM
W7147 CTY RD JJ
HORTONVILLE, WI 54944
920-757-5204
linda.o.peeters@gmail.com
ShetSh

DEBBIE & EMILY PETZEL
WIND SWEPT CREST SHEEP FARM
2037 180TH AVE
CENTURIA, WI 54824
612-578-1528
dspetzel@unity.k12.wi.us
Sh Com

GRAHAM & MARGARET PHILLIPSON
LITLEDALE FARM
21925 COUNTY HWY ZZ
RICHLAND CENTER, WI 53581
608-647-7118
littledalefarm@countyspeed.com
littledalefarm.com
NCh ScBI

ROCK PLEDL
2825 N MARYLAND AVE
MILWAUKEE, WI 53211
414-690-9088
rockpled@gmail.com

PROFILES LIVESTOCK SHOW
SUPPLY & CUSTOM EMBROIDERY
JIM & SUE RUPNOW
T6617 N TROY ST
WAUSAU, WI 54403-2071
715-675-6894
profshowsupply@aol.com
proflessshowsupply.com
Ha WSWF Vendor

DOUGLAS & MARY QAAK
N6748 COUNTY RD 577
INGALLS, MI 49848
906-753-4153
CIF & Nav

HEIDI QUIST
PRAIRIE WILLOWS FARM
31015 OLINDA TRAIL
LINDTROM, MN 55045
651-238-5370
prairiewillowsfarm@gmail.com
prairiewillowsfarm.com
Got Fin

RALPH RABACH
RABACH SHEEP
5028 COUNTY TT
STURGEON BAY, WI 54235
920-743-7143
Ha Su w

RACH-ALPACA FIBER
PROCESSING
RACHEL BONCHER
18495 GOODWIN AVE
HASTINGS, WI 55033
651-485-7916
rachalpacaafarm@aol.com
WSWF vendor

RAINBOW FLEECE FARM & CARDING CO
PATTY REEDY & ANDY
WERSAL
W7181 HUSTAD VALLEY RD
NEW GLARUS, WI 53574
608-527-5311
rainbowfleece@gmail.com
rainbowfleecefarm.com
WSWF vendor

GARRETT RAMSAY
RAMSAY FARMS
N2946 CTY RD M
MONROE, WI 53566
218-371-6106
ramsayfarms@gmail.com
ramsay-farms.com
ShetSh BFL

ANN REDMER
THE REDMER FARM
8705 W PLYMOUTH CHURCH RD
ORFORDVILLE, WI 53576
608-201-7188
amoyer2151@aol.com
Ice

2017 Wisconsin Sheep Breeders Cooperative Memberships

DICK & GRETCHEN REGNERY
WHITEFISH BAY FARM
3831 CLARK LAKE RD
STURGEON BAY, WI 54235
920-743-1560
innkeepers@whitefishbayfarm.com
whitefishbayfarm.com
Cor NCW

ANN REISER
6342 ALLEN RD
SOBIESKI, WI 54171
920-822-8546
areiser52@gmail.com
areiserusa.com
BL Lin AnGo

CRYSTAL RETZLAFF FAMILY
LAMB CHOP HAVEN
E9922 HWY 156
CLINTONVILLE, WI 54929
920-604-2581
austinet@msn.com
Tex

MARIAH RICHARDSON
RICHARDSON FARMS
W395 S4505 HWY Z
DOUSMAN, WI 53118
262-470-2010
mrichardsonfarms@gmail.com
Su BoerG

RICH-NES ALPACAS
RICHARD WILDT
26795 ST HWY 67
MORGAN, MN 56266
507-220-1113
WSWF vendor

RIVERWINDS FARM
JILL JOHNSON
W12482 LONESTAR RD
BLAIR, WI 54616
715-667-3499
riverwindsfarm@gmail.com
WSWF vendor

ROCK COUNTY SHEEP PRODUCERS
BRIAN LUX
6344 E LONE LAKE RD
JANESVILLE, WI 53546
608-751-8684
brianlux67@gmail.com
facebook/rockcountysheepproducers
County Sheep Producers

RICHARD & SYLVIA ROEMBKE
ROEMBKE HAMPSHIRE
3696 COUNTRY AIRE DR
CEDARBURG, WI 53012
262-377-1491
rsmke@att.net
Ha

MARK ROEMBKE
MJR HAMPSHIRE
3504 COUNTRY AIRE DR
CEDARBURG, WI 53012
262-707-0032
mjrhamps@hotmail.com
Ha

**ROUND BARN FIBER MILL/
ROUND BARN JACOBS**
JIM & MARJORIE SCHAFER
10123 FREEPORT RD
DURAND, IL 61024
815-484-9018
margie@roundbarnjacobs.com
roundbarnfiber.com
roundbarnjacobs.com
WSWF vendor

JIM & SUE RUPNOW
METRO HAMPS-RUPNOW
HAMPS LLC
T6617 N TROY ST
WAUSAU, WI 54403
715-675-6894
profshowsupply@aol.com
wisconsinshowlambs.com
Ha WT WSWF Vendor

PAT RYAN
BURR OAK FARM
1732 80TH AVE
DRESSER, WI 54009
715-755-2530
burroakfarm@centurytel.net
NCW

BARB SALAS
N8996 HW 26
BURNETT, WI 53922
920-689-0124
salasfarm@hotmail.com
Com

DARREN SATTLER
SATTLER FARM LAMB
W3167 CO RD F
CHILTON, WI 53014
920-418-1581
darren@sattlerfarmlamb.com
sattlerfarmlamb.com
WT Su Ha Com

MAKENZIE SCHAAL
4436 N BRITTON RD
UNION GROVE, WI 53182
514-3409
kenzie.schaal@gmail.com
Su Com

BOB & SHARON SCHAEFER
EVERGREEN FARM
D2720 DAY AVE
MARSHFIELD, WI 54449
715-207-2002
evergreen@tzn.net
BCh Ra

**RICHARD & KAREN
SCHAMBOW**
CASS HOLLOW TUNIS
3501 N DOHS RD
EVANSVILLE, WI 53536
608-876-6804
casshollowtunis.com
Tun

**RICH, JUDY, TOM
& RACHEL SCHAMBOW**
HIGH POINT SUFFOLKS
2417 W STARK RD
JANESVILLE, WI 53545
608-743-1473
highpt@hughes.net
highptsuffolks.com
Su

GEORGE O & FRED H SCHILLING
INDIAN GARDEN LAND &
TIMBER L.H.P.
N699 S GARDEN RD
WATERTOWN, WI 53098
920-262-3026
Com

KEVIN & STACY SCHMOLL
SCHMOLL SHOW LAMBS
E6113 SPRINGBROOK RD
WAUSAU, WI 54403
715-370-2064
stacyschmoll@msn.com
WT Ha

THERESE & TIM SCHROEDER
SCHROEDER FARM
W4351 KRUPP RD
BLACK CREEK, WI 54106
920-984-3710
tschroedersheep@yahoo.com
Su WT Com

TRACEY SCHUH
INTERLACEMENTS YARNS, LLC
3250 FROELICH RD
ABRAMS, WI 54001
920-826-5970
tracey_schuh@hotmail.com
interlacementsyarns.com
WSWF vendor

KEVIN & BECKY SCHULTZ FAMILY
LEVEL HILLS FARM
400 OAKRIDGE COURT
FORT ATKINSON, WI 53538
920-397-0743
levelhillsfarm@sbcglobal.net
So

TRACY SENGUPTA
FIREFLY FIELDS
4110 W PLYMOUTH CHURCH RD
BELOIT, WI 53511
608-345-8555
tracy@fireflyfields.com
fireflyfields.com
Fin

DEBBIE SKUBAL
E1099 COUNTRY RD KB
DENMARK, WI 54208
920-255-4159
diskubal59@gmail.com
WWW

WENDY SLEIDER
W289 S2954 ROAD DT
WAUKESHA, WI 53188
414-630-4902
fsleider@wi.rr.com

KENT & CHRIS SPILDE
SPILDE FARMS
2800 WILDFLOWER RD
STOUGHTON, WI 53589
608-772-3697
kentspilde@icloud.com
Do BCh Tu So Ha

FAYE M SPOOR
2120 E NORWICH
ST FRANCIS, WI 53235
quilterwi@hotmail.com
WWW Vendor

SPRY WHIMSY FIBER ARTS
PETER & INGRID MCMASTERS
168 W MAIN ST
STOUGHTON, WI 53589
608-239-0809
peter@sprywhimsy.com
sprywhimsy.com
WSWF vendor

GRACE STANDISH
FREEDOM FARMS
72 FITZER RD
FRENCHTOWN, NJ 08225
908-996-4762

BECKY STARKENBURG
W5128 WANGSNESS
DEFOREST, WI 53532
608-843-7698
4acrefarm@gmail.com
Lin

JEOFF STEVENS & FAMILY
EGG HARBOR FARM
6402 E BUSS RD
CLINTON, WI 53525
608-676-5417
drjeoffstevens@gmail.com
HaWT

BARBARA STINSON
FARM OF BEAUTY GOATS AND SHEEP
7766 STATE RD 113
LODI, WI 53555
barbarastinson@mac.com
farmofbeauty.com
Ice Efr DaSh

LARRY STROBEL
STROBEL'S LITTLE SIX
W4011 EBENEZER DR
WATERTOWN, WI 53094
920-253-7207
strobelsix@gmail.com
Su

MARLIN & GERALYN SUBRA
SUBRA SUFFOLKS
W15142 CTY RD P
TAYLOR, WI 54659
715-662-3003
blossombarn@centurytel.net
facebook/subrasuffolks
Su WT

ELLEN SULLIVAN
123 LAKE ST
PEWAUKEE, WI 53072
angora53072@yahoo.com
WWW Vendor

SUTTER'S GOLD 'N FLEECE
LIZ & JOE SUTTER
9094 COUNTY RD O
ST GERMAIN, WI 54558
715-479-7634
C: 708-805-1650
liz@suttersgoldnfleece.com
suttersgoldnfleece.com
WSWF Vendor

SYDELL INC
46935 SD HWY 50
BURBANK, SD 57010
605-624-4538
sydell@sydell.com
Livestock Equipment

PATRICIA & CRAIG TAYLOR
COLD COMFORT FARM
371 PASTURE LANE
MURPHYSBORO, IL 62966
618-684-4401
navewe@gmail.com
Lin

TODD TAYLOR FAMILY
JHT LIVESTOCK
W7460 MEEK RD
ARLINGTON, WI 53911
608-846-9536
taylorsheep@yahoo.com
Ta So Ha Lin

STEPHEN & MARLENE TERRELL
BURR OAK FARM
7035 IL HWY ONE
PARIS, IL 61944
217-465-5596
burroak@joink.com
burroaklivestock.com
WDorpr

THISTLE RIDGE LLC
DAVID & KAY HATCH
9881 BELVIDERE RD
ROSCOE, IL 61073
815-298-7491
hatch_ks@yahoo.com
WSWF vendor

MERLIN & BETTY THOM
THOM'S ROLLING HILLS
N5160 HWY 151
COLUMBUS, WI 53925
H: 920-623-3978
C: 608-712-3978
WWW

DAVID THOMAS
7641 SAWMILL RD
MADISON, WI 53717
608-836-4677
dlthomas@wisc.edu

MARTY & TERRI THOMAS
THOMAS CLUB LAMBS
5463 TOWNHALL DR
PULASKI, WI 54162
920-822-5217
wreststuds@aol.com
thomasclublambs.com
WT CL

2017 Wisconsin Sheep Breeders Cooperative Memberships

CHRISTOPHER THOMPSON
STUBBORN OAKS
246 CR N
EDGERTON, WI 53534
608-217-2183
majorandcece@gmail.com
Ha Su Com

JIM & LAURA THOMPSON
BLIND FAITH FARM
W2068 GARY LANE
IXONIA, WI 53036
262-389-5004
thompjm53@gmail.com
blindfaithfarm.com
ShetSh

SUELLEN THOMSON-LINK
KINKOONA FARM/BAA BAA SHOP
16734 W DORNER RD
BRODHEAD, WI 53520
608-897-3983
baabaashop@gmail.com
baabaashop.com
Tex Ta Ha Ice Nav

THORNTREE PASS
KATHRYN ERTL
1811 CREEK RD
WEST BEND, WI 53090
262-707-1742
thorntreepass@gmail.com
WSWF vendor

ALAN, HEIDI & TY THORSON
METRO HAMPS-RUPNOW HAMPS LLC
W460 SYDO RD
COLUMBUS, WI 53925
920-344-1235
metrohamps@hotmail.com
wisconsinshowlambs.com
Ha WT

CARISSA TROIA
BUMBLEBEE ACRES FARM
5307 IRISH LANE
HARVARD, IL 60033
815-861-2083
bumblebee@bumblebeeacres.com
bumblebeeacres.com
Cor WSWF vendor

DAVID & MARY TROXEL
TROXEL COLUMBIAS
N6127 9TH AVE
PLAINFIELD, WI 54966
715-335-6854
dmtroxel@hotmail.com
troxelcolumbias.com
Col

PHYLLIS TURNER
7707 N BROOKLINE DR, APT 112
MADISON, WI 53719
608-833-5962

STEVEN ULATT
5105 N 91ST ST
MILWAUKEE, WI 53225
414-353-4800
414-559-7186
sulatt.stu@gmail.com

**UNIVERSITY OF WISCONSIN-
MADISON/ARLINGTON SHEEP UNIT**
TODD TAYLOR SHEPHERD
W4857 MEEK RD
ARLINGTON, WI 53911
608-846-5858
toddtaylor@wiscmail.wisc.edu
Ha Ra Ta Pol

BECKY UTECHT & SID FRANTZ
RIVER OAKS
1367 220TH AVE
OGILVE, MN 56358
320-679-4117
beckyutecht@gmail.com
riveroakssheep.com
BFL ShetSh Tswtr

TOM VAASSEN
SECOND WIND FARM
4392 HWY 81 E
LANCASTER, WI 53813
608-723-6782
IdF

LORA & JERRY VALENTA
J&L FARM
10017 RAVINE DR
TWO RIVERS, WI 54241
920-901-4063
jlsheep@juno.com
BL Su

KEITH & LYNNE VALIQUETTE
N8091 AMUNDSON COULEE RD
HOLMEN, WI 54636
608-526-4339
lynnevaliquette@mac.com
CIF

PAUL & CAROL WAGNER
HIDDEN VALLEY FARM/WOOLEN MILL
14804 NEWTON RD
VALDERS, WI 54245
920-758-2803
hiddenvalleywoolenmill@gmail.com
hiddenvalleyfarmwoolenmill.com
Coop

HARLAND & DELIGHT WALKER
GREEN GABLES
W12110 GEISE RD
WATERLOO, WI 53594
920-478-2816
Pol

PETER & MARY WALLACE
WHITE DOVE FARM
173 CTY RD A
CAMBRIDGE, WI 53521
608-884-4301
whitedove@litewire.net
Cor

KAY WALTERS
CEDARBURG WOOLEN MILL
W62 N580 WASHINGTON AVE
CEDARBURG, WI 53012
262-377-5000
C: 414-313-8765
kaywltrs@gmail.com
cedarburgwoolenmill.com
WWW

STEVE WAREHAM
WAREHAM FARMS
N7096 COUNTY TRUNK HWY P
WATERTOWN, WI 53094
262-957-6067
scwareham@gmail.com
Su
DIANA WEINHARDT-TREANGEN
HARVEST HILL ACRES
5950 LOWER 182ND ST W
FARMINGTON, MN 55024
harvesthillacres@aol.com
CVM Rom

STEVE & ERIN WHALEN
THE SCARF CONNECTION
W5737 GREENING RD
WHITEWATER, WI 53190-4027
262-348-6754
altiva@idcnet.com
TSwtr Cor

KENNETH & MAKI WIERING
6998 TANNERY RD
TWO RIVERS, WI 54241
920-657-1281
makiswierung@hotmail.com
Su Ha Com

ROBERT WIESE
KURTH FARMS
N41 W28899 IMPERIAL DR
PEWAUKEE, WI 53072
262-370-1422
Do Ha BL

DOUG & ROY WILSON
CORNER VIEW CLUB LAMBS
N4357 CTY RD T
SHAWANO, WI 54166
608-215-4490
cvclublambs@hotmail.com
cvclublambs.com
CL Ha

CATHY WINEMAN
CATHYS CREATIONS
M636 GALVIN AVE
STRATFORD, WI 54484
715-687-4741
sheephides@gmail.com
cathyscreations.com
Col Cor Com

**WISCONSIN LIVESTOCK
BREEDERS ASSOCIATION**
JILL ALF, EXECUTIVE DIRECTOR
7811 N CONSOLIDATED SCHOOL RD
EDGERTON, WI 53534
608-868-2505
alfhamp@centurytel.net
wisconsinlivestockbreeders.com
State Livestock Organization

WISCONSIN SHEEP DAIRY COOP
PO BOX 207
BRUCE, WI 54819
715-353-2575
ebmeisegeier@sheepmilk.biz
sheepmilk.biz
DaSh

**MICHAEL WISHNESKI & KATE
CARLSON**
BIG SKY SHEPHERDS RANCH
4373 KRUEGERS QUARRY RD
OCONTO, WI 54153
920-834-5709
Pol Efr Feeder Lambs

**JON, WYNN, ROBYN, KURTH
& AUETTA WITTKOPF**
KURTH FARMS
N35 W29202 NORTH SHORE DR
PEWAUKEE, WI 53072
262-370-1433
jwwittkopf@core.com
BL Do Ha

WOOL FROM OVER THE HILL
KALEN NICHOLS
W3944 KAMMES DR
BELLEVILLE, WI 53508
608-424-3938
nicholsk-loon@hotmail.com
WSWF Vendor

WOOL, WARP & WHEEL
ROB CETNER
5605 MILL ST, PO BOX 225
RICHMOND, IL 60071
815-678-4063
penny.cetner111@sbcglobal.net
woolwarpandwheel.com
WSWF vendor

HEATHER WROBLEWSKI
CRISTA-FORESTIS
W4666 COUNTY RD IW
WALDO, WI 53093
920-627-8278
heatherwroblewski@gmail.com
Tswtr Wen Su Com

YORKSHIRE ROSE FARM
CAROLE & DAVID PINE
W5416 KING RD
RIO, WI 53960
608-469-0790
yorkshirerosefarm@gmail.com
yorkshirerosefarm.com
WSWF vendor

SUE ZILLER
WOOLY BEE FARM
13706 PLEASANT VALLEY RD
WOODSTOCK, IL 60098
815-861-6139
woolybeefarm@yahoo.com
woolybeefarm.com
LL

Index of Advertisers

All American Fibers	52	Round Barn Fiber Mill.	51
American Coopworth Registry	56	Runaway Acres	79
<i>American Livestock Magazine</i>	45	Saga Hill Designs.	77
Back in Balance Minerals	2	<i>sheep! Magazine</i>	12
Badger Production Sale	13	<i>Shepherd, The.</i>	90
Bahr Creek Llamas & Fiber Studio	74	Sievers School of Fiber Arts	55
<i>Banner Sheep Magazine, The.</i>	76	Spinnery	79
Barb Lassa Photography	6	Susan's Fiber Shop.	39
BK Sheep Nutrition	4	Sydell	85
Black Sheep Newsletter	78	Tailwind Farm	59
Blackberry Ridge Woolen Mill	55	Troxel Columbias.	89
Bluefaced Leicester Union.	80	Weaver's Loft	7
Complete Sheep Shoppe	96	Wisconsin Handweavers	7
<i>Country Today</i>	57	Wisconsin Wool Works	45
Croftland Farms	80	Wool and Cotton Company, The	46
Cutler Fence	73	Woolgathers	87
<i>Early American Life.</i>	Inside Back Cover	Yorkshire Rose Farm	45
Equity.	Inside Front Cover		
Ewesful Gifts	81		
Groenwold Fur and Wool.	78		
Illinois Wool and Fiber Mill.	62		
Iowa Sheep & Wool Festival	10		
Jefferson County Tourism	1		
Jones Shearing	6		
Ketcham Sheep	4		
Kimmet Croft Fiber	55		
Midwest Fiber Frolic	55		
Midwest Shetland Sheep Breeders.	64		
Milk Specialities	71		
National Romeldale CVM Conservancy	74		
NLPA	67		
North American Wensleydale Sheep Association	75		
Paskey Suffolks	44		
Profiles Show Supply.	15		
Rach-Al-Paca Fiber Processing	58		
Rich Nes Alpacas	73		
River Bend Farm	69		
Rocking Horse Farm	58		
Roembke Hampshires	62		



The Complete Sheep Shoppe
Nice Things in Lamb & Wool

Quality Sheepskin and Woolen Products
Decorative Pelts
Sheepskin Slippers and Boots
Fine Wearables, "Wool Wax Crème" Skin Care
"EWE-nique" Gifts and more.

Visit us at the country store market place.

The Complete Sheep Shoppe
10828 Caledonia Rd.
Belvidere, IL 61008
815-895-9678
www.completesheepshoppe.com

Early American Life

traditions
period style
antiques
architecture
history



SHEEP INEVITABLY CREEP INTO OUR PAGES

...because we're about another time when people not only were part of the land but also made their lives from it. Early American Life is the nation's only magazine dedicated to celebrating its pre-industrial heritage. Each issue gives you a peek into private homes decorated in period style (be they down-to-earth primitive or oh-so-prim Federal), a look at antiques, a survey of period-style handcrafts (from textiles to hardware), and a glimpse into the lives of our forebears. It's a magazine for readers who want to find a warm, peaceful place of their own in this hectic modern world. Subscribe now to get six bimonthly issues and our Christmas issue delivered to your mailbox.

TO SUBSCRIBE:
800.446.1696

WWW.EARLYAMERICANLIFE.COM
OR FILL OUT AND MAIL FORM BELOW

Enclose your check with this coupon and mail to: Early American Life • P. O. Box 221230 • Shaker Heights, OH 44122-0996
Subscription price, \$26 (7 issues) * Gift subscription, **with purchase of regular subscription** (U.S. only), \$22.
Back issues are available online at www.EarlyAmericanLife.com or by calling **1.800.446.1696**.

One for Me (new or renewal) for \$26 and Add a Gift for \$22 each

My Name _____
(please print)

Address _____

City/State/Zip _____

*E-mail address _____

*Telephone number _____

- ☐ 1 year, 7 issues, \$26 (\$24.36 + \$1.64 tax) ☐ 2 years, 14 issues, \$50 (\$46.84 + \$3.16 tax)
☐ 3 years, 21 issues, \$72 (\$67.45 + \$4.55 tax) **BEST VALUE!**

Payment:

☐ Check enclosed

☐ MasterCard ☐ Visa

Credit Card Expiration (Month/Year) ____ / ____

Signature _____

☐ Add a gift subscription for \$22 with your renewal. Write the names and addresses for gifts on the back of this form.

Wisconsin Sheep Breeders Cooperative
7811 Consolidated School Road
Edgerton, WI 53534

wisconsinsheepandwoolfestival.com

PRSRT STD
US POSTAGE
PAID
PERMIT NO. 203
EAU CLAIRE, WI

Jefferson County Fair Park
503 N. Jackson Avenue
Jefferson, WI 53549

Getting to the Festival . . .

From Madison: I-94 east to Johnson Creek, exit Hwy 26 south. Hwy 26 to Hwy 18 exit. Left on Hwy 18 to Jackson Ave and north (left) on Jackson to Fair Park.

From Milwaukee: I-94 west to Johnson Creek, exit Hwy 26 south. Hwy 26 to Hwy 18 exit. Left on Hwy 18 to Jackson Ave and north (left) on Jackson to Fair Park.

From Chicago: I-90 north to Hwy 26 Janesville exit. Hwy 26 north to Hwy 18 exit and then right on Hwy 18 to Jackson Ave and north (left) on Jackson to Fair Park.

